

MONTHLY REPORTS

JANUARY 2018

FOR PUBLIC INSPECTION

BOROUGH OF CRAFTON
TREASURER'S REPORT
January 31, 2018

DEMAND DEPOSITS

Balance to General Fund	503,062.11	
Total Receipts	93,745.06	
Subtotal	596,807.17	
Total Disbursements	(315,019.07)	
General Fund		281,788.10
Payroll Account		5,536.99
Alcosan		5,787.81
Capital Projects Reserve Fund		83,400.22
Fire Equipment Fund		1,143.42
Road Tax Fund		263,058.11
Insurance Escrow		1.00
Med Saver		1,355.58
Crafton Celebrates		15,096.57
Planning Commission		700.00
Total Demand Deposits		657,867.80

INVESTMENTS

Pennsylvania Local Government Trust General Fund		946,296.04
Pennsylvania Local Government Trust Sewer Account		1,330,935.48
Pennsylvania Local Government Trust Highway Aid		21,606.40
PNC DB Trust Police Pension		4,705,679.98
PNC DB Trust Employee Pension		1,439,665.54
Total Investments		8,444,183.44

TOTAL DEMAND DEPOSITS AND INVESTMENT ACCOUNTS

9,102,051.24



Annette M. Lherbier, Treasurer

BOROUGH OF CRAFTON GENERAL FUND FINANCIAL REPORT

January 1, 2018 through January 31, 2018

	Jan 18	Budget	\$ Over Bud...	% of ...
Income				
301 · Real Estate Taxes				
301.10 · Real Estate - Current	6,172.32	1,390,000.00	-1,383,827.68	0.4%
301.20 · R.E. Tax - Prior Year	0.00	5,000.00	-5,000.00	0.0%
301.30 · Road Tax Interfund Trf	2,658.77	0.00	2,658.77	100.0%
301.35 · Road - Pen / Interest-Transfer	336.73	0.00	336.73	100.0%
301.50 · R.E. Tax - Delinq.-Leined	2,488.18	55,000.00	-52,511.82	4.5%
Total 301 · Real Estate Taxes	11,656.00	1,450,000.00	-1,438,344.00	0.8%
310 · Act 511 Taxes				
310.10 · Real Estate Transfer	2,459.31	58,000.00	-55,540.69	4.2%
310.21 · EIT - Current	89.76	556,500.00	-556,410.24	0.0%
310.22 · EIT - Prior	29,824.07	250,000.00	-220,175.93	11.9%
310.23 · EIT - Delinquent	3,612.46	50,000.00	-46,387.54	7.2%
310.31 · Mercantile - Current	354.92	100,000.00	-99,645.08	0.4%
310.36 · Business Priviledge - Current	29.30	60,000.00	-59,970.70	0.0%
310.51 · LST-OccTax - Current	2,433.09	45,000.00	-42,566.91	5.4%
Total 310 · Act 511 Taxes	38,802.91	1,119,500.00	-1,080,697.09	3.5%
319 · Penalty/Interest				
319.01 · P/I Real Estate Taxes	613.49	5,000.00	-4,386.51	12.3%
319.02 · P/I - R/E Taxes - Delinq.	1,514.47	25,000.00	-23,485.53	6.1%
319.12 · P/I EIT	41.99	1,000.00	-958.01	4.2%
319.122 · P/I EIT - Delinq.	323.77	5,000.00	-4,676.23	6.5%
319.13 · P/I Mercantile	0.00	500.00	-500.00	0.0%
319.18 · P/I Business Priviledge	5.18	500.00	-494.82	1.0%
319.20 · Magistrate/Other	0.00	500.00	-500.00	0.0%
319.30 · P/I - Garbage Collection	264.48	2,000.00	-1,735.52	13.2%
319.302 · P/I - Garbage - Delinq.	284.67	15,000.00	-14,715.33	1.9%
Total 319 · Penalty/Interest	3,048.05	54,500.00	-51,451.95	5.6%
321 · Licenses & Permits				
321.61 · Soliciting Permits	0.00	250.00	-250.00	0.0%
321.75 · Mechanical Devices	0.00	4,000.00	-4,000.00	0.0%
321.80 · Cable Franchise Fees	0.00	112,000.00	-112,000.00	0.0%
321.90 · Business Licenses	20.00	2,500.00	-2,480.00	0.8%
322.80 · Street Openings	3,100.00	8,000.00	-4,900.00	38.8%
322.81 · Pole Permits	70.00	0.00	70.00	100.0%
322.83 · Truck Parking Permits	10.00	100.00	-90.00	10.0%
Total 321 · Licenses & Permits	3,200.00	126,850.00	-123,650.00	2.5%
331 · Fines & Forfeits				
331.13 · Fines-Magistrate/County	2,804.42	40,000.00	-37,195.58	7.0%
331.14 · M/Veh Violations/State Police	150.00	4,000.00	-3,850.00	3.8%
Total 331 · Fines & Forfeits	2,954.42	44,000.00	-41,045.58	6.7%
341 · Interest Earnings				
341.01 · Income on Investments	962.52	1,500.00	-537.48	64.2%
342.00 · Rental Income	0.00	25,000.00	-25,000.00	0.0%
Total 341 · Interest Earnings	962.52	26,500.00	-25,537.48	3.6%
354 · Grant Proceeds				
354.15 · Act 101 Recycling Grant	5,076.00	4,000.00	1,076.00	126.9%
354.20 · Miscellaneous Grants	0.00	1,000.00	-1,000.00	0.0%
Total 354 · Grant Proceeds	5,076.00	5,000.00	76.00	101.5%
355 · State Entitlements				
355.01 · PURTA	0.00	3,000.00	-3,000.00	0.0%
355.04 · Liquor Licenses	0.00	1,000.00	-1,000.00	0.0%
355.05 · Pension State Aid	0.00	115,000.00	-115,000.00	0.0%
355.07 · Foreign Fire Fund	0.00	29,000.00	-29,000.00	0.0%
355.09 · Act 13 Impact Fee	0.00	700.00	-700.00	0.0%
357.01 · 1% Sales Tax	16,861.74	220,000.00	-203,138.26	7.7%
Total 355 · State Entitlements	16,861.74	368,700.00	-351,838.26	4.6%
358 · Intergov. Contract Services				

BOROUGH OF CRAFTON GENERAL FUND FINANCIAL REPORT

January 1, 2018 through January 31, 2018

	Jan 18	Budget	\$ Over Bud...	% of ...
358.10 · Police Services-Thornburg	7,954.05	95,000.00	-87,045.95	8.4%
358.11 · Fire Protection Services	708.34	8,500.00	-7,791.66	8.3%
Total 358 · Intergov. Contract Services	8,662.39	103,500.00	-94,837.61	8.4%
360 · Charges For Service				
361.00 · Jordan-Trash Billing Fee	40.00	8,000.00	-7,960.00	0.5%
361.34 · Zoning Hearing Board Fees	0.00	1,000.00	-1,000.00	0.0%
361.70 · Police Application Fees	0.00	1,000.00	-1,000.00	0.0%
362.11 · Sale of Accident Reports	135.00	1,500.00	-1,365.00	9.0%
362.141 · Crossing Guard Reimb.	4,818.41	45,000.00	-40,181.59	10.7%
362.41 · Bldg./Elec. Permit Fees	179.25	10,000.00	-9,820.75	1.8%
362.48 · Rental Inspection Fee	720.00	4,500.00	-3,780.00	16.0%
362.50 · Zoning Use Permits	280.00	4,000.00	-3,720.00	7.0%
362.51 · Occupancy Permits	405.00	6,500.00	-6,095.00	6.2%
362.55 · Other Permits Code Enforce	30.00	500.00	-470.00	6.0%
363.51 · PennDot Snow Removal	0.00	7,000.00	-7,000.00	0.0%
Total 360 · Charges For Service	6,607.66	89,000.00	-82,392.34	7.4%
364 · Sanitation - Garbage Collection				
364.30 · Current Garbage Collection Fee	6,595.75	485,000.00	-478,404.25	1.4%
364.35 · Garbage Collection - Delinq.	991.98	50,000.00	-49,008.02	2.0%
Total 364 · Sanitation - Garbage Collection	7,587.73	535,000.00	-527,412.27	1.4%
367 · Recreation Fees				
367.10 · Minature Golf Pay to Play	0.00	100.00	-100.00	0.0%
367.20 · Pool Passes	0.00	31,000.00	-31,000.00	0.0%
367.21 · Pool General Admission	0.00	40,000.00	-40,000.00	0.0%
367.22 · Swimming Lessons	0.00	3,500.00	-3,500.00	0.0%
367.23 · Pool/Mini Golf Rentals	0.00	4,500.00	-4,500.00	0.0%
367.24 · AquaRobics	0.00	200.00	-200.00	0.0%
367.25 · Chair Rentals-Locks	0.00	1,000.00	-1,000.00	0.0%
367.30 · Sale of Wood Chips/Compost	0.00	100.00	-100.00	0.0%
367.40 · Pool Concessions	0.00	23,000.00	-23,000.00	0.0%
367.41 · Community Center Rentals	1,250.00	2,000.00	-750.00	62.5%
367.42 · Park Shelter Rentals	0.00	4,000.00	-4,000.00	0.0%
367.50 · Senior Dinner-Fees	0.00	2,000.00	-2,000.00	0.0%
367.52 · Fundraising-Recreation	0.00	1,500.00	-1,500.00	0.0%
Total 367 · Recreation Fees	1,250.00	112,900.00	-111,650.00	1.1%
380 · Misc. Revenues				
380.01 · Refunds on Current Expenditures	0.00	1,000.00	-1,000.00	0.0%
380.02 · Other	0.00	1,000.00	-1,000.00	0.0%
380.03 · Insurance Dividends	0.00	35,000.00	-35,000.00	0.0%
380.05 · Drug Task Force OT	0.00	5,000.00	-5,000.00	0.0%
380.12 · Reimbursed-P/D Overtime Details	5,423.28	0.00	5,423.28	100.0%
380.50 · Military Banner Receipts	0.00	2,000.00	-2,000.00	0.0%
Total 380 · Misc. Revenues	5,423.28	44,000.00	-38,576.72	12.3%
388 · Fiduciary Funds				
388.01 · Police Pension Contribution	3,280.75	35,000.00	-31,719.25	9.4%
Total 388 · Fiduciary Funds	3,280.75	35,000.00	-31,719.25	9.4%
390 · Other Financing Sources				
391.20 · Compensation of Fixed Assets	0.00	5,000.00	-5,000.00	0.0%
Total 390 · Other Financing Sources	0.00	5,000.00	-5,000.00	0.0%
392 · Interfund Transfers				
392.85 · Trf From Highway Aid	0.00	174,000.00	-174,000.00	0.0%
Total 392 · Interfund Transfers	0.00	174,000.00	-174,000.00	0.0%
395 · Refunds of Prior Years				
399.00 · Sinking Fund Carryover	0.00	111,050.00	-111,050.00	0.0%
Total 395 · Refunds of Prior Years	0.00	111,050.00	-111,050.00	0.0%
Total Income	115,373.45	4,404,500.00	-4,289,126.55	2.6%

BOROUGH OF CRAFTON GENERAL FUND FINANCIAL REPORT

January 1, 2018 through January 31, 2018

	Jan 18	Budget	\$ Over Bud...	% of ...
Gross Profit	115,373.45	4,404,500.00	-4,289,126.55	2.6%
Expense				
400 · Borough Administration				
400.11 · Salary of Council	800.00	8,400.00	-7,600.00	9.5%
400.14 · Clerical	3,208.34			
400.141 · Clerical - Full-time	0.00	38,500.00	-38,500.00	0.0%
400.154 · Health & Accident & STD	88.95	900.00	-811.05	9.9%
400.156 · Hospitalization	4,771.75	58,000.00	-53,228.25	8.2%
400.161 · Social Security	1,132.28	13,000.00	-11,867.72	8.7%
400.162 · Unemployment Compensation	21.37	1,000.00	-978.63	2.1%
400.163 · FSA	124.18	1,500.00	-1,375.82	8.3%
400.164 · HRA	43.00	3,000.00	-2,957.00	1.4%
400.21 · Office Supplies/Postage	706.88	4,000.00	-3,293.12	17.7%
400.22 · Newsletter-Printing/Postage	0.00	1,000.00	-1,000.00	0.0%
400.26 · Minor Equipment	0.00	500.00	-500.00	0.0%
400.30 · Computer HW/SW Maint	0.00	1,000.00	-1,000.00	0.0%
400.32 · Communications	181.78	4,500.00	-4,318.22	4.0%
400.33 · Travel Expense	0.00	500.00	-500.00	0.0%
400.34 · Advertising	222.00	2,500.00	-2,278.00	8.9%
400.35 · Bonds	613.00	1,000.00	-387.00	61.3%
400.354 · Worker's Compensation	72.40	1,000.00	-927.60	7.2%
400.356 · Drug & Alcohol Testing	0.00	500.00	-500.00	0.0%
400.37 · Maint. & Repairs Equipment	1,314.86	3,500.00	-2,185.14	37.6%
400.38 · Postage Meter Rental	144.00	750.00	-606.00	19.2%
400.39 · Equipmt. Lease - Copier	698.00	8,000.00	-7,302.00	8.7%
400.42 · Council Meeting Expenses	207.46	500.00	-292.54	41.5%
400.43 · Subscriptions-Dues	623.00	1,000.00	-377.00	62.3%
400.45 · Payroll Contract	1,393.39	6,500.00	-5,106.61	21.4%
400.74 · Major Equipment	0.00	1,000.00	-1,000.00	0.0%
401.11 · Mayor - Salary	225.00	1,800.00	-1,575.00	12.5%
401.42 · Mayor - Membership Dues/Seminars	0.00	200.00	-200.00	0.0%
402.11 · Auditing - Professional Auditor	0.00	12,500.00	-12,500.00	0.0%
402.12 · Salary - Treasurer	250.00	2,700.00	-2,450.00	9.3%
404.31 · Solicitor Expenses	1,723.67	50,000.00	-48,276.33	3.4%
404.32 · Legal-Litigation	0.00	1,000.00	-1,000.00	0.0%
404.332 · Labor Counsel	0.00	1,000.00	-1,000.00	0.0%
405.12 · Salary - Admin. Assistant	3,458.34	41,500.00	-38,041.66	8.3%
405.13 · Salary - Manager	7,541.66	90,500.00	-82,958.34	8.3%
406.46 · Training Seminars	0.00	5,000.00	-5,000.00	0.0%
407.32 · IT Expenses	656.00	5,000.00	-4,344.00	13.1%
408.31 · Engineer Retainer	0.00	1,200.00	-1,200.00	0.0%
Total 400 · Borough Administration	30,221.31	374,450.00	-344,228.69	8.1%
403 · Tax Collection				
403.11 · Salary - Property Tax Collector	40.00	500.00	-460.00	8.0%
403.351 · Bonds - Prop.Tax Collector	0.00	400.00	-400.00	0.0%
403.46 · Jordan-Liens-Revivals-SherSales	300.00	15,000.00	-14,700.00	2.0%
403.461 · Jordan Tax - TCF Fees	392.31	18,000.00	-17,607.69	2.2%
403.462 · Jordan Tax - R/E Tax Collec Fee	0.00	7,500.00	-7,500.00	0.0%
403.463 · Jordan Tax-Prior R/E Tax Fee	1,083.89	15,000.00	-13,916.11	7.2%
403.47 · Jordan Act 511 Fees	1,425.72	10,000.00	-8,574.28	14.3%
403.48 · Jordan-Act 32 SWTax District	543.01	15,000.00	-14,456.99	3.6%
403.76 · Rad Tax Payment	163.11	1,500.00	-1,336.89	10.9%
491.02 · RE Tax Refund - Prior	0.00	2,000.00	-2,000.00	0.0%
491.03 · Refunds - LST	0.00	500.00	-500.00	0.0%
491.06 · Refunds - Trash Collection	0.00	500.00	-500.00	0.0%
Total 403 · Tax Collection	3,948.04	85,900.00	-81,951.96	4.6%
409 · Municipal Properties				
409.21 · Maintenance Supplies	233.88	1,500.00	-1,266.12	15.6%
409.22 · Supplies District Court	0.00	500.00	-500.00	0.0%
409.36 · Utilities	4,308.23	21,000.00	-16,691.77	20.5%
409.361 · Utilities - District Magistrate	774.86	6,000.00	-5,225.14	12.9%
409.37 · Repairs/Maintenance	1,211.88	15,000.00	-13,788.12	8.1%
409.371 · Repairs/Maint- Dist. Magistrate	116.24	1,000.00	-883.76	11.6%

BOROUGH OF CRAFTON
GENERAL FUND FINANCIAL REPORT

January 1, 2018 through January 31, 2018

	Jan 18	Budget	\$ Over Bud...	% of ...
409.45 · Contracts - Custodian/Mats	795.54	9,000.00	-8,204.46	8.8%
409.50 · Municipal Prop. Misc.	0.00	1,500.00	-1,500.00	0.0%
409.71 · Cap Improvements - Dist. Magist	0.00	1,000.00	-1,000.00	0.0%
409.76 · Refunds - Community Center	0.00	100.00	-100.00	0.0%
Total 409 · Municipal Properties	7,440.63	56,600.00	-49,159.37	13.1%
410 · Police Services				
410.12 · Salaries - Police Officers	52,706.90	633,000.00	-580,293.10	8.3%
410.121 · Salary - Chief	7,875.00	94,500.00	-86,625.00	8.3%
410.13 · Longevity - Police	1,250.00	4,500.00	-3,250.00	27.8%
410.14 · Salary - Police Secretary	2,379.60			
410.141 · Salaries - Part Time Secretary	0.00	34,500.00	-34,500.00	0.0%
410.154 · Health & Accident & STD	324.45	4,000.00	-3,675.55	8.1%
410.156 · Hospitalization	9,918.16	125,000.00	-115,081.84	7.9%
410.161 · Social Security	5,806.87	71,000.00	-65,193.13	8.2%
410.162 · Unemployment Compensation	783.32	8,000.00	-7,216.68	9.8%
410.163 · FSA	388.07	4,500.00	-4,111.93	8.6%
410.164 · HRA	142.00	6,000.00	-5,858.00	2.4%
410.18 · Wages - Crossing Guards	6,308.15	84,000.00	-77,691.85	7.5%
410.181 · Wages - Jail Guards	0.00	1,000.00	-1,000.00	0.0%
410.19 · O.T. Police (see 380.12 Reimb.)	232.67	20,000.00	-19,767.33	1.2%
410.191 · Court /School - Reimb Expenses	198.00	2,000.00	-1,802.00	9.9%
410.192 · Court Overtime	2,937.16	45,000.00	-42,062.84	6.5%
410.193 · DANET O.T. (See 380.05 offset)	613.10	5,000.00	-4,386.90	12.3%
410.21 · Office Supplies/Postage	157.41	3,000.00	-2,842.59	5.2%
410.22 · Ammunition	0.00	1,500.00	-1,500.00	0.0%
410.23 · Uniform Allowance	203.40	7,700.00	-7,496.60	2.6%
410.232 · Uniform Allowance - Crossing Gu	0.00	1,000.00	-1,000.00	0.0%
410.24 · Fuel Expense	902.03	13,000.00	-12,097.97	6.9%
410.25 · Maintenance Equip.-Supplies	33.44	3,500.00	-3,466.56	1.0%
410.26 · Minor Equipment	0.00	10,000.00	-10,000.00	0.0%
410.32 · Communications	1,044.66	11,000.00	-9,955.34	9.5%
410.321 · IT Expense	479.00	5,000.00	-4,521.00	9.6%
410.354 · Worker's Compensation	5,392.00	42,000.00	-36,608.00	12.8%
410.355 · Worker's Comp.--School Guards	818.40	6,500.00	-5,681.60	12.6%
410.37 · Vehicle Maintenance	315.50	8,000.00	-7,684.50	3.9%
410.42 · Dues Police Chief	802.00	900.00	-98.00	89.1%
410.421 · Dues - Police Officers	0.00	700.00	-700.00	0.0%
410.45 · Animal Control	300.00	4,800.00	-4,500.00	6.3%
410.53 · Civil Service Commission	50.00	4,000.00	-3,950.00	1.3%
410.74 · Capital Outlay	0.00	33,000.00	-33,000.00	0.0%
410.75 · Training - Police Officers	1,060.00	8,000.00	-6,940.00	13.3%
410.751 · Training - Police Chief	0.00	1,000.00	-1,000.00	0.0%
410.76 · Computer Expense	2,793.50	5,000.00	-2,206.50	55.9%
410.77 · Video Recording Devices	0.00	8,000.00	-8,000.00	0.0%
Total 410 · Police Services	106,214.79	1,319,600.00	-1,213,385.21	8.0%
411 · Fire Protection				
411.10 · Physicals-Annual CVFD	0.00	6,000.00	-6,000.00	0.0%
411.22 · Operating Supplies	501.38	2,500.00	-1,998.62	20.1%
411.23 · Minor Equip. Repair	0.00	5,000.00	-5,000.00	0.0%
411.231 · Minor Equip. Purchase	0.00	5,000.00	-5,000.00	0.0%
411.24 · Fuel, Oil	1,081.40	4,500.00	-3,418.60	24.0%
411.32 · Communications	1,973.74	5,000.00	-3,026.26	39.5%
411.354 · Worker's Compensation	1,476.00	18,000.00	-16,524.00	8.2%
411.37 · Vehicle Maintenance	0.00	10,000.00	-10,000.00	0.0%
411.38 · Hydrant Rental	1,986.55	24,000.00	-22,013.45	8.3%
411.45 · Equip. Inspection & Testing	0.00	8,000.00	-8,000.00	0.0%
411.53 · Annual Contribution	6,666.66	40,000.00	-33,333.34	16.7%
411.70 · Major Equipment	4,408.00	20,000.00	-15,592.00	22.0%
411.90 · Trf to Major Equipment Fund	0.00	37,400.00	-37,400.00	0.0%
411.901 · Trf to Minor Equipment Fund	0.00	22,000.00	-22,000.00	0.0%
Total 411 · Fire Protection	18,093.73	207,400.00	-189,306.27	8.7%
413 · Building Inspection				
413.12 · Salary - Fire Marshal	0.00	500.00	-500.00	0.0%

BOROUGH OF CRAFTON GENERAL FUND FINANCIAL REPORT

January 1, 2018 through January 31, 2018

	Jan 18	Budget	\$ Over Bud...	% of ...
413.13 · Salary - Ordinance Officer	458.40	5,000.00	-4,541.60	9.2%
413.14 · Zoning inspections	540.00	9,000.00	-8,460.00	6.0%
413.15 · Training & Education	0.00	1,000.00	-1,000.00	0.0%
413.161 · Social Security	35.06	500.00	-464.94	7.0%
413.162 · Unemployment Compensation	0.00	250.00	-250.00	0.0%
413.21 · Office Supplies	42.32	200.00	-157.68	21.2%
413.24 · Fuel	28.11	500.00	-471.89	5.6%
413.32 · Communic/Internet - Ord. Offcr	31.87	1,500.00	-1,468.13	2.1%
413.354 · Worker's Compensation	1.50	500.00	-498.50	0.3%
413.37 · Vehicle Repairs	0.00	1,500.00	-1,500.00	0.0%
413.45 · Demolition-Blight Props	22,250.00	25,000.00	-2,750.00	89.0%
413.47 · Bldg Permit DCED	26.00	200.00	-174.00	13.0%
414.12 · Bldg Permit-Inspection Fees	0.00	12,000.00	-12,000.00	0.0%
414.14 · ZHB - Court Reporter/Sec'y	0.00	500.00	-500.00	0.0%
414.21 · ZHB Office-Adv-Postage	0.00	250.00	-250.00	0.0%
414.31 · ZHB Legal Services	0.00	2,000.00	-2,000.00	0.0%
414.46 · Recodify Boro Ordinances	1,195.00	1,500.00	-305.00	79.7%
Total 413 · Building Inspection	24,608.26	61,900.00	-37,291.74	39.8%
427 · Refuse - Recycling Removal				
427.10 · Garbage Contract	38,048.25	458,000.00	-419,951.75	8.3%
427.12 · Recycling Contract	6,092.95	75,000.00	-68,907.05	8.1%
Total 427 · Refuse - Recycling Removal	44,141.20	533,000.00	-488,858.80	8.3%
430 · Public Works Department				
430.10 · Salary - P/W Supervisor	5,875.00	70,500.00	-64,625.00	8.3%
430.14 · Salaries - Full Time Employees	26,012.96	311,000.00	-284,987.04	8.4%
430.15 · Wages - Reg. Overtime Pay	217.80	3,000.00	-2,782.20	7.3%
430.154 · Health & Accident & STD	214.15	2,500.00	-2,285.85	8.6%
430.156 · Hospitalization	7,987.16	103,000.00	-95,012.84	7.8%
430.16 · Wages - Part Time	0.00	1,000.00	-1,000.00	0.0%
430.161 · Social Security	2,992.57	27,000.00	-24,007.43	11.1%
430.162 · Unemployment Compensation	15.38	3,000.00	-2,984.62	0.5%
430.163 · FSA	1,000.00	3,000.00	-2,000.00	33.3%
430.164 · HRA	13.00	5,500.00	-5,487.00	0.2%
430.18 · Wages - Seasonal Employment	0.00	27,000.00	-27,000.00	0.0%
430.21 · Public Works - Misc. Supplies	131.45	2,000.00	-1,868.55	6.6%
430.23 · Uniforms	282.32	6,000.00	-5,717.68	4.7%
430.24 · Fuel	1,386.18	8,000.00	-6,613.82	17.3%
430.25 · Repairs - Maintenance	864.54	10,000.00	-9,135.46	8.6%
430.26 · Small Tools	322.99	3,000.00	-2,677.01	10.8%
430.31 · Engineering Services	2,197.00	50,000.00	-47,803.00	4.4%
430.32 · Communications	295.19	3,500.00	-3,204.81	8.4%
430.354 · Worker's Compensation	3,583.68	27,000.00	-23,416.32	13.3%
430.356 · Drug/Alcohol Testing	0.00	500.00	-500.00	0.0%
430.36 · Utilities	1,786.37	6,000.00	-4,213.63	29.8%
430.37 · Vehicle Repairs	1,978.37	10,000.00	-8,021.63	19.8%
430.42 · Licenses, Permits and Training	0.00	1,000.00	-1,000.00	0.0%
430.74 · Capital Outlay - minor equip	0.00	5,000.00	-5,000.00	0.0%
430.742 · Pub.Works - Cap. Outlay Equip	0.00	5,000.00	-5,000.00	0.0%
432.14 · Wages - Snow Removal Overtime	7,249.73	10,000.00	-2,750.27	72.5%
432.22 · Anti-Skid Materials	25,448.26	45,000.00	-19,551.74	56.6%
433.22 · Signs & Posts	221.55	5,000.00	-4,778.45	4.4%
433.45 · Signals Maintenance	476.00	10,000.00	-9,524.00	4.8%
433.451 · Electricity Signals	542.87	4,500.00	-3,957.13	12.1%
434.45 · Street Lighting	6,947.38	85,000.00	-78,052.62	8.2%
435.22 · Material Curbing Supplies	0.00	500.00	-500.00	0.0%
435.245 · Stairs and Sidewalks	0.00	5,000.00	-5,000.00	0.0%
438.22 · Material Roads Supplies	0.00	27,500.00	-27,500.00	0.0%
438.38 · Rental Equipment	32.50	4,000.00	-3,967.50	0.8%
Total 430 · Public Works Department	98,074.40	890,000.00	-791,925.60	11.0%
452 · Recreation				
452.01 · Social Security	0.00	6,500.00	-6,500.00	0.0%
452.14 · Wages - Pool Personnel	0.00	72,000.00	-72,000.00	0.0%
452.15 · Wages - Pool Concess.	0.00	11,000.00	-11,000.00	0.0%

**BOROUGH OF CRAFTON
GENERAL FUND FINANCIAL REPORT**

January 1, 2018 through January 31, 2018

	Jan 18	Budget	\$ Over Bud...	% of ...
452.162 · Unemployment Compensation	0.00	1,000.00	-1,000.00	0.0%
452.20 · Pool Lic., Pmts,Trng, Clrnc	0.00	1,500.00	-1,500.00	0.0%
452.21 · Maintenance Supplies	0.00	2,500.00	-2,500.00	0.0%
452.22 · Pool Filtration	10.83	12,000.00	-11,989.17	0.1%
452.23 · Operating Supplies	0.00	3,000.00	-3,000.00	0.0%
452.25 · Pool Repairs/Maintenance	0.00	5,000.00	-5,000.00	0.0%
452.26 · Pool Minor Equipment	0.00	3,500.00	-3,500.00	0.0%
452.27 · Computer H/W & Internet	65.95	1,000.00	-934.05	6.6%
452.32 · Communications	45.70	500.00	-454.30	9.1%
452.354 · Worker's Compensation	713.00	4,000.00	-3,287.00	17.8%
452.36 · Utilities	287.73	11,000.00	-10,712.27	2.6%
452.37 · Pool Bldgs - Rep/Maint	0.00	5,000.00	-5,000.00	0.0%
452.371 · Concession - Rep/Maint/Eq	0.00	4,000.00	-4,000.00	0.0%
453.21 · Supplies - Concession Stand	0.00	15,000.00	-15,000.00	0.0%
453.23 · Sr. Dinner (offset 367.50)	376.28	5,000.00	-4,623.72	7.5%
453.37 · Maint/Repairs - Mini Golf	0.00	500.00	-500.00	0.0%
453.49 · Rec. Activities - Expenses	0.00	1,000.00	-1,000.00	0.0%
Total 452 · Recreation	1,499.49	165,000.00	-163,500.51	0.9%
454 · Parks & Shade Trees				
454.25 · Maintenance Supplies	30.96	1,500.00	-1,469.04	2.1%
454.26 · Minor Equipment	0.00	1,000.00	-1,000.00	0.0%
454.36 · Utilities	802.46	4,000.00	-3,197.54	20.1%
454.37 · Maintenance - Repairs Services	12.99	7,500.00	-7,487.01	0.2%
454.75 · Park Equip.- Cap.Improvements	0.00	5,000.00	-5,000.00	0.0%
454.76 · Refunds - Park Shelters	0.00	100.00	-100.00	0.0%
455.22 · Shade Tree Operating Supplies	0.00	500.00	-500.00	0.0%
455.44 · Shade Tree - Arborist	0.00	3,000.00	-3,000.00	0.0%
455.45 · Tree Maint.- Plantings	0.00	3,000.00	-3,000.00	0.0%
455.46 · Boro Gardens	0.00	1,000.00	-1,000.00	0.0%
Total 454 · Parks & Shade Trees	846.41	26,600.00	-25,753.59	3.2%
456 · Community Services				
456.54 · Library Contributions	5,833.34	70,000.00	-64,166.66	8.3%
458.22 · Comm Ctr Supplies	0.00	250.00	-250.00	0.0%
458.55 · Crafton Performing Arts	0.00	250.00	-250.00	0.0%
458.56 · Borough Tributes	196.05	500.00	-303.95	39.2%
458.57 · Misc. Contributions	0.00	200.00	-200.00	0.0%
459.54 · Celebrates Fireworks	0.00	4,000.00	-4,000.00	0.0%
462.34 · Community Dev/Promotion	0.00	500.00	-500.00	0.0%
462.50 · Military Banner Expenses	0.00	2,000.00	-2,000.00	0.0%
Total 456 · Community Services	6,029.39	77,700.00	-71,670.61	7.8%
471 · Debt Services - Principal				
471.21 · PNC-Duncan Gen Ob Note	66,483.68	257,500.00	-191,016.32	25.8%
471.35 · PNC Lease Agmt. Hvy Eq.	985.21	15,000.00	-14,014.79	6.6%
471.351 · PNC Lease Agmt-P/W Dump Trk	0.00	20,750.00	-20,750.00	0.0%
Total 471 · Debt Services - Principal	67,468.89	293,250.00	-225,781.11	23.0%
472 · Debt Services - Interest				
472.21 · PNC-Duncan Prop-Interest	1,995.39	14,000.00	-12,004.61	14.3%
472.35 · PNC Lease Agmt. Hvy Eq.	201.24	3,500.00	-3,298.76	5.7%
472.351 · PNC Lease Agmt-P/W Dump Trk	0.00	12,800.00	-12,800.00	0.0%
Total 472 · Debt Services - Interest	2,196.63	30,300.00	-28,103.37	7.2%
480 · Insurance				
480.03 · Drug Screening	0.00	1,800.00	-1,800.00	0.0%
486.00 · Compreh. Liability/Property Ins	0.00	80,000.00	-80,000.00	0.0%
486.81 · Property Loss Claims-Borough	0.00	10,000.00	-10,000.00	0.0%
Total 480 · Insurance	0.00	91,800.00	-91,800.00	0.0%
483 · Agency And Trust				
483.001 · Police Pension Contrib.	3,280.75	35,000.00	-31,719.25	9.4%
483.02 · Foreign Fire Relief	0.00	28,000.00	-28,000.00	0.0%
483.10 · Police Pension Fund MMO	0.00	83,000.00	-83,000.00	0.0%
483.30 · Employee Pension Fund MMO	0.00	45,000.00	-45,000.00	0.0%

**BOROUGH OF CRAFTON
GENERAL FUND FINANCIAL REPORT**

January 1, 2018 through January 31, 2018

	Jan 18	Budget	\$ Over Bud...	% of ...
Total 483 - Agency And Trust	3,280.75	191,000.00	-187,719.25	1.7%
Total Expense	414,063.92	4,404,500.00	-3,990,436.08	9.4%
Net Income	-298,690.47	0.00	-298,690.47	100.0%

**BOROUGH OF CRAFTON
Capital Project Reserve Fund Financial Report**

January 1, 2018 to January 31, 2018

	Jan 18	Budget	\$ Over Budget	% of ...
Income				
354.01 GROW Grant Alcosan	67,872.00	80,800.00	-12,928.00	84.0%
355.13 Green Light Go Grant	0.00	180,000.00	-180,000.00	0.0%
395.01 GF Reserve Trf-PLGIT	0.00	101,200.00	-101,200.00	0.0%
399.00 Carryover Capital Fund	0.00	150,000.00	-150,000.00	0.0%
Total Income	67,872.00	512,000.00	-444,128.00	13.3%
Expense				
411.74 CVFD-SCBA Equip Reserve	0.00	72,000.00	-72,000.00	0.0%
429.611 GROW Grant-Expenditure	0.00	240,000.00	-240,000.00	0.0%
455.13 Green Light Go - Expense	0.00	200,000.00	-200,000.00	0.0%
Total Expense	0.00	512,000.00	-512,000.00	0.0%
Net Income	67,872.00	0.00	67,872.00	100.0%

**BOROUGH OF CRAFTON
ROAD TAX FUND FINANCIAL REPORT**


January 1, 2018 through January 31, 2018

	Jan 18	Budget	\$ Over Bu...	% of ...
Income				
301.10 Road Tax - Current	0.00	480,000.00	-480,000.00	0.0%
301.20 Road Tax - Prior	0.00	5,000.00	-5,000.00	0.0%
319.01 Road Tax - P & I	0.00	4,000.00	-4,000.00	0.0%
Total Income	0.00	489,000.00	-489,000.00	0.0%
Expense				
430.31 Engineering - Roads	2,588.00	78,000.00	-75,412.00	3.3%
437. Equipment Repairs	0.00	10,000.00	-10,000.00	0.0%
438.45 Road - Contract Services	67.55	1,000.00	-932.45	6.8%
439.45 Road Paving Program	0.00	395,000.00	-395,000.00	0.0%
491.10 Tax Refunds - Current	0.00	3,000.00	-3,000.00	0.0%
491.20 Tax Refund - Prior	0.00	2,000.00	-2,000.00	0.0%
Total Expense	2,655.55	489,000.00	-486,344.45	0.5%
Net Income	-2,655.55	0.00	-2,655.55	100.0%

BOROUGH OF CRAFTON
Sewer Fund Financial Report

January 1, 2018 to January 31, 2018

	Jan 18	Budget	\$ Over Bud...	% of Bud...
Income				
319 · Interest/Penalty-Jordan	1,620.58	25,000.00	-23,379.42	6.5%
341 · Interest on Investment-PLGIT	2,574.86	1,000.00	1,574.86	257.5%
364 · Current Sewer User Fees	164,894.53	1,800,000.00	-1,635,105.47	9.2%
364.01 · Delinquent Sewer User F...	1,834.85	20,000.00	-18,165.15	9.2%
380 · Other - Alcosan Billing Rel...	0.00	6,000.00	-6,000.00	0.0%
Total Income	170,924.82	1,852,000.00	-1,681,075.18	9.2%
Expense				
421 · Office Supplies-Postage	204.19	500.00	-295.81	40.8%
425 · Maint/Rep.Materials	14.76	4,000.00	-3,985.24	0.4%
430 · Billing Fee - PAWC/Jordan	7,451.28	60,000.00	-52,548.72	12.4%
431 · Prof. Services - Engineering	33,569.25	170,000.00	-136,430.75	19.7%
432 · Prof. Services - Legal	0.00	1,000.00	-1,000.00	0.0%
436 · Alcosan - Qtrly Usage Chgs	0.00	1,035,000.00	-1,035,000.00	0.0%
437 · Equipment Repairs	0.00	10,000.00	-10,000.00	0.0%
438 · Fuel - Sweeper- Trk#108	0.00	4,000.00	-4,000.00	0.0%
442 · Dues - Permits	7,913.66	8,000.00	-86.34	98.9%
445 · Vactor charge	0.00	10,000.00	-10,000.00	0.0%
446 · Munic. Claim Commission	4,016.24	4,500.00	-483.76	89.2%
470.1 · Principal - Pennvest I	4,301.28	51,000.00	-46,698.72	8.4%
470.2 · Principal - Pennvest II	3,147.63	37,500.00	-34,352.37	8.4%
471.1 · Interest - Pennvest I	1,226.81	16,000.00	-14,773.19	7.7%
471.2 · Interest - Pennvest II	898.35	11,500.00	-10,601.65	7.8%
473 · COA Requirements	41,620.34	428,500.00	-386,879.66	9.7%
492 · Capital Project - Reserve Fu...	0.00	500.00	-500.00	0.0%
Total Expense	104,363.79	1,852,000.00	-1,747,636.21	5.6%
Net Income	66,561.03	0.00	66,561.03	100.0%



Jordan Tax Service, Inc.

102 Rahway Road • McMurray, PA 15317-3349

(412) 835-5243 • Fax (412) 835-5244

(724) 731-2300 • Fax (724) 731-2398

www.jordantax.com

Tax & Record
Services

Municipal

Business

Individual

February 13, 2018

Borough of Crafton
Ann C. Scott, Borough Manager
Municipal Building
100 Stotz Avenue
Pittsburgh, PA 15205

RE: Delinquent Earned Income & Net Profits Tax
Collection Summary Report
January, 2018

Detailed below are the Delinquent Earned Income Tax Collections remitted to the Borough for the Month of January, 2018:

PERIOD	TAX	PEN & INT	MUNICIPAL SHARE (50.00%)	
			MONTH	YEAR TO DATE
2011 and Prior	\$ 4,880.03	\$ 6.56	\$ 4,886.59	\$ 4,886.59
Add: Commissions	472.19	-	472.19	472.19
Refunds Issued	-	-	-	-
Net Collections	<u>\$ 5,352.22</u>	<u>\$ 6.56</u>	<u>\$ 5,358.78</u>	<u>\$ 5,358.78</u>

Amounts Transferred:

Date	Reference	Amount
01/31/18	Ck #1939	\$ 5,358.78

Total Transfers

\$ 5,358.78

We have enclosed our invoice for services.

Very truly yours,
JORDAN TAX SERVICE, INC.

WRLjr/hlk

WILLIAM R. LINNERT, JR.



EIT Collection - January 2018

ALLEGHENY SOUTHWEST TAX COLLECTION DISTRICT

Local Earned Income Tax Collection Distribution

PSDCode: 730402 - CRAFTON BORO

Distribution: 2018-01-31


Borough of Crafton

100 Stolz Avenue

Pittsburgh, PA 15205

COLLECTIONS										DISTRIBUTIONS				
Tax Year	Deposit Date	Batch ID	Resident Tax Amount	Non-Resident Tax Amount	Costs & Credits	Total Collections	Dist Year	Resident Tax Amount	Non-Resident Tax Amount	TCD Commission	Charges & Credits	Distribution Date	Total Distribution	
2017	2018-01-30	590646	1,339.46	0.00	0.00	\$1,339.46				(24.09)				
2017 Total			1,339.46	0.00	0.00			1,339.46	0.00	(24.09)	0.00		\$1,315.37	
2018	2018-01-30	590647	14.51	0.00	0.00	\$14.51				(0.26)				
2018 Total			14.51	0.00	0.00			14.51	0.00	(0.26)	0.00		\$14.25	
Grand Total			1,353.97	0.00	0.00		2018	1,353.97	0.00	(24.35)	0.00	2018-01-31	\$1,329.62	

CURRENT YEAR TO DATE DISTRIBUTIONS											
Year	Resident Tax Amount	Non-Resident Tax Amount	Costs & Credits	Total Collections	Dist Year	Resident Tax Amount	Non-Resident Tax Amount	TCD Commission	Charges & Credits	YTD	Total Distribution
2014 Collections	0.00	0.00	0.00	41.99	2018	0.00	0.00	(0.76)	0.00	YTD	\$41.23
2015 Collections	262.41	0.00	0.00	262.41	2018	262.41	0.00	(4.73)	0.00	YTD	\$257.68
2016 Collections	1,082.06	0.00	0.00	1,082.06	2018	1,082.06	0.00	(19.49)	0.00	YTD	\$1,062.57
2016 Refunds	(208.00)	0.00	0.00	(208.00)	2018	(208.00)	0.00	0.00	0.00	YTD	(\$208.00)
2017 Collections	28,541.49	146.11	0.00	28,687.60	2018	28,541.49	146.11	(516.41)	0.00	YTD	\$28,171.19
2018 Collections	89.76	0.00	0.00	89.76	2018	89.76	0.00	(1.62)	0.00	YTD	\$88.14
Current Year To Date	29,767.72	146.11	0.00	29,955.82	2018	29,767.72	146.11	(543.01)	0.00	YTD	\$29,412.81



Jordan Tax Service, Inc.

102 Rahway Road • McMurray, PA 15317-3349
(412) 835-5243 • Fax (412) 835-5244
(724) 731-2300 • Fax (724) 731-2398
www.jordantax.com

Tax & Record
Services
Municipal
Business
Individual

February 13, 2018

Borough of Crafton
Ann C. Scott, Borough Manager
Municipal Building
100 Stotz Avenue
Pittsburgh, PA 15205

RE: Local Services Tax Collections
Collection Summary Report
January, 2018

Detailed below are the Local Services Tax Collections remitted to the Borough for the Collection Period of January 1, 2018 through January 31, 2018:

<u>PERIOD</u>	<u>TAX</u>	<u>PEN & INT</u>	<u>TOTAL COLLECTIONS</u>	<u>YEAR TO DATE</u>
2016 and Prior	\$ 16.00	\$ -	\$ 16.00	\$ 16.00
2017	2,417.09	-	2,417.09	2,417.09
2018	-	-	-	-
Total Collections	2,433.09	-	2,433.09	2,433.09
Refunds Issued	-	-	-	-
	<u>\$ 2,433.09</u>	<u>\$ -</u>		
Net Collections			<u>\$ 2,433.09</u>	<u>\$ 2,433.09</u>


Amounts Remitted:

<u>Date</u>	<u>Batch #</u>	<u>Amount</u>
01/11/18	37	\$ 153.82
01/24/18	38	1,333.58
01/30/18	44/50/39	945.69
Total Deposited		<u>\$ 2,433.09</u>

We have enclosed our invoice for services.

Very truly yours,
JORDAN TAX SERVICE, INC.

WILLIAM R. LINNERT, JR.



Jordan Tax Service, Inc.

102 Rahway Road • McMurray, PA 15317-3349

(412) 835-5243 • Fax (412) 835-5244

(724) 731-2300 • Fax (724) 731-2398

www.jordantax.com

Tax & Record Services

Municipal

Business

Individual

February 15, 2018

Borough of Crafton
Ann C. Scott, Borough Manager
Municipal Building
100 Stotz Avenue
Pittsburgh, PA 15205

RE: Business Privilege Tax
Collection Summary Report
January, 2018

Detailed below are the Business Privilege Tax Collections remitted to the Borough for the Collection Period of January 1, 2018 through January 31, 2018:

<u>PERIOD</u>	<u>TAX</u>	<u>LICENSE</u>	<u>PEN & INT</u>	<u>TOTAL COLLECTIONS</u>	<u>YEAR TO DATE</u>
2016 and Prior	\$ -	\$ -	\$ -	\$ -	\$ -
2017	29.30	-	5.18	34.48	34.48
2018	-	-	-	-	-
Total Collections	29.30	-	5.18	34.48	34.48
Refunds Issued	-	-	-	-	-
	<u>\$ 29.30</u>	<u>\$ -</u>	<u>\$ 5.18</u>	<u>\$ 34.48</u>	<u>\$ 34.48</u>
Net Collections				<u>\$ 34.48</u>	<u>\$ 34.48</u>

Amounts Deposited:

<u>Date</u>	<u>Batch #</u>	<u>Amount</u>
01/02/18	37	\$ 34.48
Total Deposited		<u>\$ 34.48</u>

We have enclosed our invoice for services.

Very truly yours,
JORDAN TAX SERVICE, INC.

WILLIAM R. LINNERT, JR.



Jordan Tax Service, Inc.

102 Rahway Road • McMurray, PA 15317-3349
(412) 835-5243 • Fax (412) 835-5244
(724) 731-2300 • Fax (724) 731-2398
www.jordantax.com

Tax & Record
Services
Municipal
Business
Individual

February 13, 2018

Borough of Crafton
Ann C. Scott, Borough Manager
Municipal Building
100 Stotz Avenue
Pittsburgh, PA 15205

RE: Mercantile Tax
Collection Summary Report
January, 2018

Detailed below are the Mercantile Tax Collections remitted to the Borough for the Collection Period of January 1, 2018 through January 31, 2018:

<u>PERIOD</u>	<u>TAX</u>	<u>PEN & INT</u>	<u>TOTAL COLLECTIONS</u>	<u>YEAR TO DATE</u>
2016 and Prior	\$ -	\$ -	\$ -	\$ -
2017	354.92	-	354.92	354.92
2018	-	-	-	-
	<u>\$ 354.92</u>	<u>\$ -</u>		
Total Collections			<u>\$ 354.92</u>	<u>\$ 354.92</u>

Amounts Deposited:


<u>Date</u>	<u>Batch #</u>	<u>Amount</u>
01/16/18	25	\$ 354.92

Total Deposited \$ 354.92

We have enclosed our invoice for services.

Very truly yours,
JORDAN TAX SERVICE, INC.

WILLIAM R. LINNERT, JR.



Jordan Tax Service, Inc.

102 Rahway Road • McMurray, PA 15317-3349

(412) 835-5243 • Fax (412) 835-5244

(724) 731-2300 • Fax (724) 731-2398

www.jordantax.com

Tax & Record
Services

Municipal
Business
Individual

February 13, 2018

Borough of Crafton
Ann C. Scott, Borough Manager
Municipal Building
100 Stotz Avenue
Pittsburgh, PA 15205

RE: Trash Removal
Collection Summary Report
January, 2018

Detailed below are the 2017 Trash Removal Collections remitted to the Borough for the Month of January, 2018:

	<u>BILLING FEE</u>	<u>GARBAGE</u>	<u>TOTAL CURRENT PERIOD</u>	<u>YEAR TO DATE</u>
FACE TAX	\$ 30.00	\$ 5,277.55	\$ 5,307.55	\$ 480,073.95
Less: Discount	-	15.60	15.60	(17,361.78)
Plus: Penalty	-	253.45	253.45	3,598.43
Total Collections	\$ 30.00	\$ 5,546.60	\$ 5,576.60	\$ 466,310.60


Amounts Deposited:

<u>Date</u>	<u>Batch #</u>	<u>Amount</u>
01/09/18	32	\$ 6,272.53
01/11/18	33	627.70
Total		6,900.23
Less: TRF to 2018	1001	(1,323.63)
Total Deposits		\$ 5,576.60

	<u>BILLING</u>	<u>GARBAGE</u>	<u>YEAR-TO-DATE</u>
FACE BALANCE 02/01/2017	\$ 9,875.00	\$ 552,896.00	\$ 562,771.00
Add: Additions	-	-	-
Less: Deletions	-	(212.00)	(212.00)
ADJUSTED FACE BALANCE	9,875.00	552,684.00	562,559.00
Less: Total Collections	(8,465.00)	(471,608.95)	(480,073.95)
Less: Turned Over to Delinquent	(1,410.00)	(81,075.05)	(82,485.05)
FACE BALANCE 1/31/2018	\$ -	\$ -	\$ -

Very truly yours,
JORDAN TAX SERVICE, INC.

William R. Linnert, Jr.
WILLIAM R. LINNERT, JR.



Jordan Tax Service, Inc.

102 Rahway Road • McMurray, PA 15317-3349
 (412) 835-5243 • Fax (412) 835-5244
 (724) 731-2300 • Fax (724) 731-2398
 www.jordantax.com

Tax & Record Services
 Municipal
 Business
 Individual

February 13, 2018

Borough of Crafton
 Ann C. Scott, Borough Manager
 Municipal Building
 100 Stotz Avenue
 Pittsburgh, PA 15205

RE: Real Estate Taxes
 Collection Summary Report
 January, 2018

Detailed below are the 2017 Real Estate Tax Collections deposited to the Borough account for the Month of January, 2018:

	CURRENT PERIOD			YEAR TO DATE
	REAL ESTATE	ROAD	TOTAL	
FACE TAX	\$ 5,634.52	\$ 1,764.37	\$ 7,398.89	\$ 1,913,043.40
Less: Discount	(5.92)	(2.00)	(7.92)	(32,965.59)
Plus: Penalty	577.52	156.05	733.57	4,644.97
Total Collections	\$ 6,206.12	\$ 1,918.42	\$ 8,124.54	\$ 1,884,722.78

Amounts Deposited:

Date	Batch #	Amount
01/05/18	43	\$ 6,022.28
01/10/18	44	1,933.96
01/11/18	45	944.28
Total Deposits		8,900.52
Less: Refunds:	1003	(775.98)
Net Collections		\$ 8,124.54

	2016	2016	2017	2017	TOTAL
	REAL ESTATE	ROAD	REAL ESTATE	ROAD	
FACE BALANCE 3/1/2017	\$ -	\$ -	\$ 1,493,726.79	\$ 505,811.75	\$ 1,999,538.54
Add: Additions	-	-	8,588.13	2,908.12	11,496.25
Less: Exonerations	-	-	(4,609.54)	(1,560.95)	(6,170.49)
ADJUSTED FACE BALANCE	-	-	1,497,705.38	507,158.92	2,004,864.30
Less: Total Collections	-	-	(1,429,232.31)	(483,811.09)	(1,913,043.40)
Less: Turned Over to Delinquent	-	-	(63,442.88)	(21,644.52)	(85,087.40)
FACE BALANCE 1/31/2018	\$ -	\$ -	\$ 5,030.19	\$ 1,703.31	\$ 6,733.50


Very truly yours,
 JORDAN TAX SERVICE, INC.

William R. Linnert, Jr.
 WILLIAM R. LINNERT, JR.

Tax Collector's Monthly Report to Taxing Districts

For the Month of JANUARY, 2018
BOROUGH OF CRAFTON Taxing District

		Real Estate	Road	Prior Years Real Estate	Prior Years Road
A. Collections					
1.	Balance Collectable-Beginning of Month	74,107.59	25,112.20	0.00	0.00
2A.	Additions: During the Month(*)				
2B.	Deductions: Credits During the Month - (from line 17)				
3.	Total Collectable	74,107.59	25,112.20	0.00	0.00
4.	Less: Face Collections for the Month	5,634.52	1,764.37		
5.	Less: Deletions from the List (Gentrifications)				
6.	Less: Exonerations (*)				
7.	Less: Liens/Non-Lienable Installments(*)	63,442.88	21,644.52		
8.	Balance Collectable - End of Month	5,030.19	1,703.31	0.00	0.00
B. Reconciliation of Cash Collected					
9.	Face Amount of Collections - (must agree with line 4)	5,634.52	1,764.37	0.00	0.00
10.	Plus: Penalties	577.52	156.05		
11.	Less: Discounts	5.92	2.00		
12.	Total Cash Collector per Column	6,206.12	1,918.42	0.00	0.00
13.	Total Cash Collected				8,124.54
C. Payment of Taxes					
14.	Amount Remitted During the Month (*)				
	Date		Amount	TOTAL ALL TAXES	
	1/5/2018		6,022.28		
	1/10/2018		1,933.96		
	1/11/2018		944.28		
	1003 -Refunds		(775.98)		
			Total	\$	8,124.54
15.	Amount paid with this Report Applicable to this Reporting Month			\$	8,124.54
16.	Total Remitted This Month			\$	8,124.54
17.	List, Other Credit Adjustments (*)				
	Parcel #		Amount		
18.	Interest Earnings (if applicable)				
	Taxing District Use (Optional)				
	Carryover from Previous Month	\$			
	Amount Collected This Month	\$			
	Less Amount Paid This Month	\$			
	Ending Balance	\$			


 Agent Acting on behalf of the Tax Collector
 Date collected

**+ Prior Yr. Collection:
 I verify this is a complete and accurate reporting of the balance collectable, taxes collected
 remitted for the month.
 Received by (taxing district) William R. Stewart Title: Tax Collector Date: 2/10/18

I acknowledge the receipt of this report.

JORDAN TAX SERVICE, INC.
 102 RAHWAY ROAD
 MCMURRAY, PA 15317-3349
 (724) 731-2300

Delinquent Property, Trash & Sewage Collection—January 2018

February 12, 2018

Borough of Crafton
 Ann C. Scott, Borough Manager
 Municipal Building
 100 Stotz Avenue
 Pittsburgh, PA 15205

Gentlemen:

We are forwarding herewith counterfoils for delinquent taxes and municipal claims collected and satisfied since date of our last report. We are also forwarding deposit slips as summarized below and the Prothonotary's receipts for satisfaction costs advanced by our office.

DELINQUENT TAXES:

Receipts: #13156-13169, 13171-13181 (#13170 "NO CONSIDERATION PASSING")

	Face Tax	Penalty	Interest	Costs	TOTAL
Prior	3,530.06	358.85	474.96	373.36	4,737.23
2017	703.57	108.99	-	5.50	818.06
Record/Sheriff Sale Costs					580.00
Commission Collected					260.30

MUNICIPAL CLAIMS: "Trash"

Receipts: #1548, 1550-1560 (#1549 "NO CONSIDERATION PASSING")

	Face Tax	Penalty	Interest	Costs	Comm	TOTAL
Commission Collected	1,495.09	168.41	-	23.67	-	1,687.17
						46.53

MUNICIPAL CLAIMS: "Trash"

Receipts: #3919-3922, 3924, 3926, 3929-3933, 3935, 3938, 3940

	Face Tax	Penalty	Interest	Costs	Comm	TOTAL
* Commission Collected	2,181.72	91.75	191.07	435.00	-	2,899.54
						163.51

MUNICIPAL CLAIMS: "Sewage"

Receipts: #3916-3918, 3923, 3925, 3927-3928, 3934, 3936-3937, 3939, 3941

	Face Tax	Penalty	Interest	Costs	Comm	TOTAL
Record/Sheriff Sale Costs	6,815.12	306.76	112.70	1,160.00	-	8,394.58
Commission Collected						150.00
						427.57

Total Collections, Taxes and Claims:

Taxes	S	6,395.59	Ck. #1370	<u>\$ 20,164.49</u>
Trash	S	4,796.75	Ck. #1371	
Sewage	S	8,972.15	Ck. #1372	


Deposits Per Enclosed Receipts:

DATE	AMOUNT	DATE	AMOUNT	DATE	AMOUNT
01/08/18	2,105.50	01/24/18	94.57	01/30/18	42.08
01/09/18	3,380.10	01/24/18	103.33	01/31/18	275.18
01/12/18	417.80	01/24/18	643.48	01/31/18	420.61
01/12/18	873.81	01/24/18	1,395.91	01/31/18	490.44
01/15/18	2,539.29	01/26/18	37.61	02/01/18	492.87
01/17/18	25.00	01/26/18	503.00	02/01/18	6,053.91
01/17/18	270.00				

Total Deposits 20,164.49

*Partial Payments Not Yet Applied \$1,170.32

JORDAN TAX SERVICE, INC.


 William R. Linnert, Jr.

**BOROUGH OF CRAFTON
POLICE DEPARTMENT**

MARK A. SUMPTER
CHIEF OF POLICE

100 STOTZ AVENUE
CRAFTON, PENNSYLVANIA 15205

JAMES G. BLOOM
MAYOR



February 22, 2018

Crafton Police responded to 262 complaints during the month of January 2018.

The following 4 pages attached show a print out of the calls answered by Crafton Police.

Paid parking tags paid at the window - \$90.00

Copies of Police Reports - \$150.00

Two (2) solicitor permits were issued for the month of January - \$490.00

No truck permits were issued for the month of January

Fines collected by the Magistrate and paid to the borough for November - \$1,772.32

There were 65 citations issued, 31 citation warnings, 6 parking tags, 8 AccuTrak – 110 total

No EMS narcotic related calls. Naloxone (Narcan) was not used by EMS or the Police Department for the month of January 2018.

Mileage on Police Cars:

Unit #11-1 - 250 miles ending at 30,354

Unit #11-2 - 2,397 miles ending at 12,984

Unit #11-3 - 2,213 miles ending at 33,602

Respectfully submitted,

Barbara H. Berkhouse

Barbara H. Berkhouse
Police Secretary

Crafton Borough Report January 2018

Total Run Numbers:

- Total Emergency and Non-Emergency 911 Responses: **81**
Average Response Time (E0-E4): **4 min. 50 sec.**
- Total Emergency 911 Response: **76**
Average Response Time (E0-E3): **4 min. 37 sec.**
- Total Highest Priority Response: **34**
Average Response Time (E0-E1): **3 min. 51 sec.**

Response Times by Category and NFPA Compliance:

- E0 Response: **9**
Average Response Time: **3 min. 05 sec.**
NFPA Compliance: **100%**
- E1 Response: **25**
Average Response Time: **4 min. 07 sec.**
NFPA Compliance: **96%**
- E0 + E1 Response: **34**
Average Response Time: **3 min. 51 sec.**
NFPA Compliance: **97%**
- E2 Response: **25**
Average Response Time: **4 min. 24 sec.**
- E3 Response: **17**
Average Response Time: **6 min. 33 sec.**
- E4 Response: **5**
Average Response Time: **7 min. 48 sec.**

Standbys:

- Scott Township EMS (Station 740) Standby Request: **0**
Calls Given to Station 740 in Crafton: **0**
- Ingram EMS (Station 760) Standby Request: **0**
Calls Given to Station 760 in Crafton: **0**
- Robinson EMS (Station 810) Standby Request: **0**
Calls Given to Station 810 in Crafton: **0**
- Average Response Time for Mutual Aid Services: **0 min. 0 sec.**
- NorthWest EMS Requested to Standby: **12**
Calls Taken for Station 810: **2**
Calls Taken for Station 740: **0**
Calls Taken for Station 760: **9**

Calls taken for Southbridge EMS (Station 815): **1**

Crafton Borough EMS Report Notes

January 2018

All numbers for this report from Allegheny County 911 CAD system.

NFPA compliance target **achieved** for serious calls: E-0: **100%**

NFPA compliance target **achieved** for serious calls: E-1: **96%**

NFPA compliance target **achieved** for serious calls: E-0 + E-1: **97%**

An E-1 priority call on 3 Jan. missed the NFPA target due to high system volume, resulting in the unit responding from post at the Windgap Bridge. Response time was 9 min. 44 sec.

Once again, our response times in the Borough were *extremely* fast, and at this point it is safe to say that Crafton enjoys the fastest EMS response times in Allegheny County.

Mutual aid was not used in January.

NWEMS provided mutual aid 12 times in January as follows: Ingram (9), Robinson (2), Carnegie/Scott Twp. (0), and Southbridge (1).

NorthWest EMS has fully implemented the PA DOH sponsored Narcan "Leave Behind" program. In the event that a revived opioid overdose patient refuses transport to the hospital, we will leave behind two doses of Narcan with a responsible adult companion, along with information regarding rehab resources.

On another note, a number of police departments are requesting Narcan kits for their officers for personal use in the event of Carfentanyl exposure. We are in the process obtaining the necessary equipment, and will supply these kits to officers of the Crafton PD in the near future.

Finally, 11 calls (13.5%) occurred between the hours of 11 pm and 7 am in January, demonstrating the need for 24 hour coverage in Crafton Borough.

Submitted by: George Dudash III 412-779-1927 gdudash@northwestems.net

Ordinance Report

Date Received	Street Name	Violation/Complaint	Action Taken	Date	Completed	Time Given	Inspection Date
1/25/2018	Bradford Avenue	Garbage	Violation	1/25/2018	Complete	5	1/31/2018
1/25/2018	Dinsmore Avenue	Garbage	Violation	1/25/2018	Complete	5	1/31/2018
1/31/2018	Located at Stotz Ave	Abandoned vehicle located in Parking Lot	Violation	1/31/2018	Vehicle has been purchased and will be moved; completed	5	2/5/2018
2/1/2018	Taylor Street	Garbage on front porch	Door Hanger	2/1/2018	Spoke with resident	3	2/5/2018
2/5/2018	W. Steuben Street	Sump pump draining on to the street	Verbal discussion with resident to link drain to downspout	2/5/2018	Pending		
2/9/2018	Fountain St	E-Waste/Rental Occupancy	Reminder Notice	2/9/2018	Complete 2/22/18	7	2/16/2018
2/13/2018	Belvidere Street	Sidewalks/Ice/Snow	Violation	2/13/2018	Complete	24 hr	2/15/2018
2/13/2018	Bell Avenue	Sidewalks/Ice/Snow	Violation	2/13/2018	Complete	24 hr	2/15/2018
2/13/2018	Bell Avenue	Sidewalks/Ice/Snow	Violation	2/13/2018	Complete	24 hr	2/15/2018
2/13/2018	Bell Avenue	Sidewalks/Ice/Snow	Violation	2/13/2018	Complete	24 hr	2/15/2018
2/13/2018	Bell Avenue	Sidewalks/Ice/Snow	Violation	2/13/2018	Complete	24 hr	2/15/2018
2/13/2018	Fountain St	Sidewalks/Ice/Snow	Violation	2/13/2018	Complete	24 hr	2/15/2018
2/13/2018	Woodlawn Avenue	Sidewalks/Ice/Snow	Violation	2/13/2018	Complete	24 hr	2/15/2018
2/13/2018	S. Linwood Avenue	Sidewalks/Ice/Snow	Violation	2/13/2018	Complete	24 hr	2/15/2018
2/13/2018	Taylor Street	Sidewalks/Ice/Snow	Violation	2/13/2018	Complete	24 hr	2/15/2018
2/13/2018	Taylor Street	Sidewalks/Ice/Snow	Violation	2/13/2018	Complete	24 hr	2/15/2018
2/13/2018	Warren Street	Sidewalks/Ice/Snow	Violation	2/13/2018	Complete	24 hr	2/15/2018
2/13/2018	Parke Street	Sidewalks/Ice/Snow	Violation	2/13/2018	Complete	24 hr	2/15/2018
2/13/2018	Parke Street	Sidewalks/Ice/Snow	Violation	2/13/2018	Complete	24 hr	2/15/2018
2/13/2018	Parke Street	Sidewalks/Ice/Snow	Violation	2/13/2018	Complete	24 hr	2/15/2018
2/13/2018	Parke Street	Sidewalks/Ice/Snow	Violation	2/13/2018	Complete	24 hr	2/15/2018
2/13/2018	N. Emily Street	Sidewalks/Ice/Snow	Violation	2/13/2018	Complete	24 hr	2/15/2018
2/13/2018	Warren Street	Sidewalks/Ice/Snow	Violation	2/13/2018	Complete	24 hr	2/15/2018
2/13/2018	Warren Street	Sidewalks/Ice/Snow	Violation	2/13/2018	Complete	24 hr	2/15/2018

January 25- February 23, 2018
Ordinance Report

2/13/2018	Warren Street	Sidewalks/Ice/Snow	Violation	2/13/2018	Complete	24 hr	2/15/2018
2/13/2018	Coulter Street	Sidewalks/Ice/Snow	Violation	2/13/2018	Complete	24 hr	2/15/2018
2/13/2018	Bradford Avenue	Sidewalks/Ice/Snow	Violation	2/13/2018	Complete	24 hr	2/15/2018
2/13/2018	Haldane Street	Sidewalks/Ice/Snow	Violation	2/13/2018	Complete	24 hr	2/15/2018
2/13/2018	Bradford Avenue	Sidewalks/Ice/Snow	Violation	2/13/2018	Complete	24 hr	2/15/2018
2/13/2018	Belvidere Street	Sidewalks/Ice/Snow	Violation	2/13/2018	Complete	24 hr	2/15/2018
2/13/2018	Belvidere Street	Sidewalks/Ice/Snow	Violation	2/13/2018	Complete	24 hr	2/15/2018
2/16/2018	S. Linwood Avenue	Rental Inspection	Violation	2/16/2018	Received paperwork 2/21/18	30 days	
2/16/2018	Parke Street	Rental Inspection	Violation	2/16/2018	Pending	30 days	
2/16/2018	Warren Street	Rental Inspection	Violation	2/16/2018	Pending	30 days	
2/16/185	W. Steuben Street	Rental Inspection	Reminder Notice	2/16/2018	Received paperwork 2/23/18	30 days	
2/16/2018	W. Steuben Street	Early garbage	Violation	2/16/2018	Pending		
2/16/2018	Hawthorne Avenue	Early garbage	Door Hanger Violation/ verbal warning	2/16/2018	Complete		
2/20/2018	Lawson Avenue	Garbage/Debris		2/20/2018	Pending	3	
2/21/2018	Clearview Avenue	Rental Inspection	Reminder Notice	2/21/2018	Pending		

Building Inspection Report

January 2018

January Reports Received

(Attached)

Building Inspection Underwriters
Allegheny County R/E Transfer

Certificates & Permits Issued

(January 2018)

Rental Inspection Certificates Issued	8
Zoning Use/Occupancy Certificates Issued	8
Building/Zoning Permits Issued	3

Certificates & Permits Issued

(Year End 2017)

Rental Inspection Certificates Issued	125
Zoning Use/Occupancy Certificates Issued	138
Building/Zoning Permits Issued	59

PUBLIC WORKS / PARKS OPERATIONS REPORT

Council Meeting

February 26, 2018

Crew report 1-20-18 thru 02-26-18

- **One Call** - responses at various locations
- **Litter can maintenance**-weekly.
- **Traffic Monitoring Devices**- Removal/installation - (1) Broadhead (2) Ingram Ave
- **Rain/Wind Storm**- Remove debris resulting from heavy rain and high wind storms including clearing and removal of tree limbs branches. Clear/clean gutter and catch basin openings.
- **Compost Site**- Windrow Maintenance,
- **Snow and Ice Control**- Responded to 7 snow and ice events. (9 days), 283 hours worked, using 300 tons of salt.
- **Pool Maintenance**- Pump filter house drain pit. Pump splash pool.
- **Equipment Repair and Maintenance** - Preventive/routine maintenance on trucks snow removal equipment; park equipment.
- **Facility Maintenance**-..HVAC work magistrates office
- **Street Repair**- Cold patch- Linwood, Hawthorne Crafton Blvd, East Crafton, Union Ave. Vance, Chartiers, Ewing, Fountain, Community Center lot, Crennel, Grace, Sterrett, Perrine, Linden
- **Street Sweeping Program** - Swept 27 miles generating 4 loads of debris.
- **Litter Control**- Hand picked Crafton Blvd from Steuben to Grandview

Admin.

Deposed for Hawthorne (trip and fall at displaced unknown facility lid) law suit; Met with insurance company regarding claim on Oregon.(Alleged missing brick)
Assist Crews with snow removal operations by salting and plowing streets
Regular meetings with manager to discuss issues regarding DPW.
Field inspections regarding one calls, street openings; ordinance violations,
Managing day to operations/administration for Public Works and Parks maintenance and repairs. Respond to constituents request for information and service.
Order supplies and material. Programmed /downloaded data from Traffic Logix Speed monitoring device. Used data to generate Traffic reports.
Routine Field investigations, routine paperwork.