

MONTHLY REPORTS

OCTOBER 2018

**BOROUGH OF CRAFTON
TREASURER'S REPORT
October 31, 2018**

DEMAND DEPOSITS

Balance to General Fund	756,229.26	
Total Receipts	114,796.44	
Subtotal	871,025.70	
Total Disbursements	(369,895.16)	
General Fund		501,130.54
Payroll Account		5,450.78
Alcosan		5,203.83
Capital Projects Reserve Fund		97,040.22
Fire Equipment Fund		1,099.27
Road Tax Fund		533,481.37
Insurance Escrow		1.00
Med Saver		1,355.58
Crafton Celebrates		18,135.07
Planning Commission		700.00
Total Demand Deposits		1,163,597.66

INVESTMENTS

Pennsylvania Local Government Trust General Fund		1,131,227.87
Pennsylvania Local Government Trust Sewer Account		1,718,602.16
Pennsylvania Local Government Trust Highway Aid		201,414.05
PNC DB Trust Police Pension		4,428,599.80
PNC DB Trust Employee Pension		1,329,867.80
Total Investments		8,809,711.68

TOTAL DEMAND DEPOSITS AND INVESTMENT ACCOUNTS

9,973,309.34



Annette M. Lherbier, Treasurer

BOROUGH OF CRAFTON GENERAL FUND FINANCIAL REPORT

January 1, through October 31, 2018

	Jan - Oct 18	Budget	\$ Over Bu...	% of Bu...
Income				
301 · Real Estate Taxes				
301.10 · Real Estate - Current	1,411,172.90	1,390,000.00	21,172.90	101.5%
301.20 · R.E. Tax - Prior Year	187.11	5,000.00	-4,812.89	3.7%
301.30 · Road Tax Interfund Trf	1,300.79	0.00	1,300.79	100.0%
301.35 · Road - Pen / Interest-Transfer	121.59	0.00	121.59	100.0%
301.50 · R.E. Tax - Delinq.-Leined	50,312.19	55,000.00	-4,687.81	91.5%
Total 301 · Real Estate Taxes	1,463,094.58	1,450,000.00	13,094.58	100.9%
310 · Act 511 Taxes				
310.10 · Real Estate Transfer	59,783.31	58,000.00	1,783.31	103.1%
310.21 · EIT - Current	449,184.86	556,500.00	-107,315.14	80.7%
310.22 · EIT - Prior	201,544.05	250,000.00	-48,455.95	80.6%
310.23 · EIT - Delinquent	31,249.16	50,000.00	-18,750.84	62.5%
310.31 · Mercantile - Current	78,838.17	100,000.00	-21,161.83	78.8%
310.32 · Mercantile - Prior	146.36			
310.36 · Business Priviledge - Current	62,127.35	60,000.00	2,127.35	103.5%
310.51 · LST-OccTaX - Current	37,784.08	45,000.00	-7,215.92	84.0%
Total 310 · Act 511 Taxes	920,657.34	1,119,500.00	-198,842.66	82.2%
319 · Penalty/Interest				
319.01 · P/I Real Estate Taxes	2,886.04	5,000.00	-2,113.96	57.7%
319.02 · P/I - R/E Taxes - Delinq.	25,476.60	25,000.00	476.60	101.9%
319.12 · P/I EIT	1,283.38	1,000.00	283.38	128.3%
319.122 · P/I EIT - Delinq.	2,078.69	5,000.00	-2,921.31	41.6%
319.13 · P/I Mercantile	44.64	500.00	-455.36	8.9%
319.15 · P/I LST- OPT	0.39			
319.18 · P/I Business Priviledge	721.14	500.00	221.14	144.2%
319.20 · Magistrate/Other	57.00	500.00	-443.00	11.4%
319.30 · P/I - Garbage Collection	3,539.22	2,000.00	1,539.22	177.0%
319.302 · P/I - Garbage - Delinq.	17,164.81	15,000.00	2,164.81	114.4%
Total 319 · Penalty/Interest	53,251.91	54,500.00	-1,248.09	97.7%
321 · Licenses & Permits				
321.61 · Soliciting Permits	890.00	250.00	640.00	356.0%
321.75 · Mechanical Devices	4,800.00	4,000.00	800.00	120.0%
321.80 · Cable Franchise Fees	79,101.35	112,000.00	-32,898.65	70.6%
321.90 · Business Licenses	2,340.00	2,500.00	-160.00	93.6%
322.80 · Street Openings	12,726.00	8,000.00	4,726.00	159.1%
322.81 · Pole Permits	210.00	0.00	210.00	100.0%
322.83 · Truck Parking Permits	190.00	100.00	90.00	190.0%
Total 321 · Licenses & Permits	100,257.35	126,850.00	-26,592.65	79.0%
331 · Fines & Forfeits				
331.13 · Fines-Magistrate/County	26,370.15	40,000.00	-13,629.85	65.9%
331.14 · M/Veh Violations/State Police	2,472.76	4,000.00	-1,527.24	61.8%
Total 331 · Fines & Forfeits	28,842.91	44,000.00	-15,157.09	65.6%
341 · Interest Earnings				
341.01 · Income on Investments	15,902.83	1,500.00	14,402.83	1,060.2%
342.00 · Rental Income	21,716.90	25,000.00	-3,283.10	86.9%
Total 341 · Interest Earnings	37,619.73	26,500.00	11,119.73	142.0%
354 · Grant Proceeds				
354.15 · Act 101 Recycling Grant	10,156.00	4,000.00	6,156.00	253.9%
354.20 · Miscellaneous Grants	0.00	1,000.00	-1,000.00	0.0%
Total 354 · Grant Proceeds	10,156.00	5,000.00	5,156.00	203.1%
355 · State Entitlements				
355.01 · PURTA	3,154.12	3,000.00	154.12	105.1%
355.04 · Liquor Licenses	1,000.00	1,000.00	0.00	100.0%
355.05 · Pension State Aid	131,162.87	115,000.00	16,162.87	114.1%
355.07 · Foreign Fire Fund	25,721.61	29,000.00	-3,278.39	88.7%
355.09 · Act 13 Impact Fee	1,002.63	700.00	302.63	143.2%
357.01 · 1% Sales Tax	189,439.79	220,000.00	-30,560.21	86.1%

BOROUGH OF CRAFTON
GENERAL FUND FINANCIAL REPORT

January 1, through October 31, 2018

	Jan - Oct 18	Budget	\$ Over Bu...	% of Bu...
Total 355 · State Entitlements	351,481.02	368,700.00	-17,218.98	95.3%
358 · Intergov. Contract Services				
358.10 · Police Services-Thornburg	79,540.50	95,000.00	-15,459.50	83.7%
358.11 · Fire Protection Services	7,083.40	8,500.00	-1,416.60	83.3%
Total 358 · Intergov. Contract Services	86,623.90	103,500.00	-16,876.10	83.7%
360 · Charges For Service				
361.00 · Jordan-Trash Billing Fee	8,400.00	8,000.00	400.00	105.0%
361.34 · Zoning Hearing Board Fees	0.00	1,000.00	-1,000.00	0.0%
361.70 · Police Application Fees	700.00	1,000.00	-300.00	70.0%
362.11 · Sale of Accident Reports	1,380.00	1,500.00	-120.00	92.0%
362.141 · Crossing Guard Reimb.	35,204.44	45,000.00	-9,795.56	78.2%
362.41 · Bldg./Elec. Permit Fees	10,097.75	10,000.00	97.75	101.0%
362.48 · Rental Inspection Fee	5,540.00	4,500.00	1,040.00	123.1%
362.50 · Zoning Use Permits	3,425.00	4,000.00	-575.00	85.6%
362.51 · Occupancy Permits	4,960.00	6,500.00	-1,540.00	76.3%
362.55 · Other Permits Code Enforce	770.00	500.00	270.00	154.0%
363.51 · PennDot Snow Removal	416.78	7,000.00	-6,583.22	6.0%
Total 360 · Charges For Service	70,893.97	89,000.00	-18,106.03	79.7%
364 · Sanitation - Garbage Collection				
364.30 · Current Garbage Collection Fee	464,718.79	485,000.00	-20,281.21	95.8%
364.35 · Garbage Collection - Delinq.	61,012.13	50,000.00	11,012.13	122.0%
Total 364 · Sanitation - Garbage Collection	525,730.92	535,000.00	-9,269.08	98.3%
367 · Recreation Fees				
367.10 · Minature Golf Pay to Play	135.00	100.00	35.00	135.0%
367.20 · Pool Passes	30,586.00	31,000.00	-414.00	98.7%
367.21 · Pool General Admission	51,059.77	40,000.00	11,059.77	127.6%
367.22 · Swimming Lessons	4,965.00	3,500.00	1,465.00	141.9%
367.23 · Pool/Mini Golf Rentals	5,275.00	4,500.00	775.00	117.2%
367.24 · AquaRobics	602.00	200.00	402.00	301.0%
367.25 · Chair Rentals-Locks	1,121.00	1,000.00	121.00	112.1%
367.30 · Sale of Wood Chips/Compost	15.00	100.00	-85.00	15.0%
367.40 · Pool Concessions	25,224.60	23,000.00	2,224.60	109.7%
367.41 · Community Center Rentals	2,890.00	2,000.00	890.00	144.5%
367.42 · Park Shelter Rentals	3,960.00	4,000.00	-40.00	99.0%
367.50 · Senior Dinner-Fees	2,589.52	2,000.00	589.52	129.5%
367.52 · Fundraising-Recreation	210.00	1,500.00	-1,290.00	14.0%
Total 367 · Recreation Fees	128,632.89	112,900.00	15,732.89	113.9%
380 · Misc. Revenues				
380.01 · Refunds on Current Expenditures	4,845.00	1,000.00	3,845.00	484.5%
380.02 · Other	6,737.26	1,000.00	5,737.26	673.7%
380.03 · Insurance Dividends	46,016.90	35,000.00	11,016.90	131.5%
380.05 · Drug Task Force OT	1,700.10	5,000.00	-3,299.90	34.0%
380.12 · Reimbursed-P/D Overtime Details	15,431.10	0.00	15,431.10	100.0%
380.50 · Military Banner Receipts	2,700.00	2,000.00	700.00	135.0%
Total 380 · Misc. Revenues	77,430.36	44,000.00	33,430.36	176.0%
388 · Fiduciary Funds				
388.01 · Police Pension Contribution	34,787.21	35,000.00	-212.79	99.4%
Total 388 · Fiduciary Funds	34,787.21	35,000.00	-212.79	99.4%
390 · Other Financing Sources				
391.20 · Compensation of Fixed Assets	8,688.74	5,000.00	3,688.74	173.8%
Total 390 · Other Financing Sources	8,688.74	5,000.00	3,688.74	173.8%
392 · Interfund Transfers				
392.85 · Trf From Highway Aid	177,609.46	174,000.00	3,609.46	102.1%
Total 392 · Interfund Transfers	177,609.46	174,000.00	3,609.46	102.1%
395 · Refunds of Prior Years				
399.00 · Sinking Fund Carryover	0.00	111,050.00	-111,050.00	0.0%

BOROUGH OF CRAFTON GENERAL FUND FINANCIAL REPORT

January 1, through October 31, 2018

	Jan - Oct 18	Budget	\$ Over Bu...	% of Bu...
Total 395 · Refunds of Prior Years	0.00	111,050.00	-111,050.00	0.0%
Total Income	4,075,758.29	4,404,500.00	-328,741.71	92.5%
Gross Profit	4,075,758.29	4,404,500.00	-328,741.71	92.5%
Expense				
400 · Borough Administration				
400.11 · Salary of Council	7,000.00	8,400.00	-1,400.00	83.3%
400.14 · Clerical - Full Time	32,083.40	38,500.00	-6,416.60	83.3%
400.15 · Clerical (Intern)	1,795.50			
400.154 · Health & Accident & STD	770.90	900.00	-129.10	85.7%
400.156 · Hospitalization	46,117.89	58,000.00	-11,882.11	79.5%
400.161 · Social Security	11,208.97	13,000.00	-1,791.03	86.2%
400.162 · Unemployment Compensation	1,151.77	1,000.00	151.77	115.2%
400.163 · FSA	421.26	1,500.00	-1,078.74	28.1%
400.164 · HRA	1,184.08	3,000.00	-1,815.92	39.5%
400.21 · Office Supplies/Postage	3,372.96	4,000.00	-627.04	84.3%
400.22 · Newsletter-Printing/Postage	0.00	1,000.00	-1,000.00	0.0%
400.26 · Minor Equipment	2,409.69	500.00	1,909.69	481.9%
400.30 · Computer HW/SW Maint	14.98	1,000.00	-985.02	1.5%
400.32 · Communications	3,652.22	4,500.00	-847.78	81.2%
400.33 · Travel Expense	36.74	500.00	-463.26	7.3%
400.34 · Advertising	6,289.60	2,500.00	3,789.60	251.6%
400.35 · Bonds	1,022.00	1,000.00	22.00	102.2%
400.354 · Worker's Compensation	386.74	1,000.00	-613.26	38.7%
400.356 · Drug & Alcohol Testing	0.00	500.00	-500.00	0.0%
400.37 · Maint. & Repairs Equipment	5,128.50	3,500.00	1,628.50	146.5%
400.38 · Postage Meter Rental	576.00	750.00	-174.00	76.8%
400.39 · Equipmt. Lease - Copier	7,448.24	8,000.00	-551.76	93.1%
400.42 · Council Meeting Expenses	2,585.12	500.00	2,085.12	517.0%
400.43 · Subscriptions-Dues	2,643.00	1,000.00	1,643.00	264.3%
400.45 · Payroll Contract	5,922.95	6,500.00	-577.05	91.1%
400.74 · Major Equipment	2,342.23	1,000.00	1,342.23	234.2%
401.11 · Mayor - Salary	1,500.00	1,800.00	-300.00	83.3%
401.42 · Mayor - Membershp Dues/Seminars	130.00	200.00	-70.00	65.0%
402.11 · Auditing - Professional Auditor	12,071.25	12,500.00	-428.75	96.6%
402.12 · Salary - Treasurer	2,500.00	2,700.00	-200.00	92.6%
404.31 · Solicitor Expenses	40,163.06	50,000.00	-9,836.94	80.3%
404.32 · Legal-Litigation	1,103.50	1,000.00	103.50	110.4%
404.332 · Labor Counsel	0.00	1,000.00	-1,000.00	0.0%
405.12 · Salary - Admin. Assistant	34,583.40	41,500.00	-6,916.60	83.3%
405.13 · Salary - Manager	73,601.46	90,500.00	-16,898.54	81.3%
406.46 · Training Seminars	6,498.00	5,000.00	1,498.00	130.0%
407.32 · IT Expenses	5,550.28	5,000.00	550.28	111.0%
408.31 · Engineer Retainer	1,200.00	1,200.00	0.00	100.0%
Total 400 · Borough Administration	324,465.69	374,450.00	-49,984.31	86.7%
403 · Tax Collection				
403.11 · Salary - Property Tax Collector	400.00	500.00	-100.00	80.0%
403.351 · Bonds - Prop. Tax Collector	544.00	400.00	144.00	136.0%
403.46 · Jordan-Liens-Revivals-SherSales	1,380.00	15,000.00	-13,620.00	9.2%
403.461 · Jordan Tax - TCF Fees	15,594.79	18,000.00	-2,405.21	86.6%
403.462 · Jordan Tax - R/E Tax Collec Fee	0.00	7,500.00	-7,500.00	0.0%
403.463 · Jordan Tax-Prior R/E Tax Fee	12,113.40	15,000.00	-2,886.60	80.8%
403.47 · Jordan Act 511 Fees	7,692.91	10,000.00	-2,307.09	76.9%
403.48 · Jordan-Act 32 SWTax District	12,323.10	15,000.00	-2,676.90	82.2%
403.76 · Rad Tax Payment	163.11	1,500.00	-1,336.89	10.9%
491.02 · RE Tax Refund - Prior	1,450.90	2,000.00	-549.10	72.5%
491.03 · Refunds - LST	134.00	500.00	-366.00	26.8%
491.06 · Refunds - Trash Collection	0.00	500.00	-500.00	0.0%
Total 403 · Tax Collection	51,796.21	85,900.00	-34,103.79	60.3%
409 · Municipal Properties				
409.21 · Maintenance Supplies	1,152.80	1,500.00	-347.20	76.9%
409.22 · Supplies District Court	500.00	500.00	0.00	100.0%

BOROUGH OF CRAFTON
GENERAL FUND FINANCIAL REPORT

January 1, through October 31, 2018

	Jan - Oct 18	Budget	\$ Over Bu...	% of Bu...
409.36 · Utilities	20,448.40	21,000.00	-551.60	97.4%
409.361 · Utilities - District Magistrate	5,157.37	6,000.00	-842.63	86.0%
409.37 · Repairs/Maintenance	22,011.10	15,000.00	7,011.10	146.7%
409.371 · Repairs/Maint- Dist. Magistrate	1,037.55	1,000.00	37.55	103.8%
409.45 · Contracts - Custodian/Mats	9,873.29	9,000.00	873.29	109.7%
409.50 · Municipal Prop. Misc.	5,494.10	1,500.00	3,994.10	366.3%
409.71 · Cap Improvements - Dist. Magist	0.00	1,000.00	-1,000.00	0.0%
409.76 · Refunds - Community Center	0.00	100.00	-100.00	0.0%
Total 409 · Municipal Properties	65,674.61	56,600.00	9,074.61	116.0%
410 · Police Services				
410.12 · Salaries - Police Officers	529,422.31	633,000.00	-103,577.69	83.6%
410.121 · Salary - Chief	78,750.00	94,500.00	-15,750.00	83.3%
410.13 · Longevity - Police	4,250.00	4,500.00	-250.00	94.4%
410.14 · Salary - Police Secretary	27,288.00	34,500.00	-7,212.00	79.1%
410.154 · Health & Accident & STD	3,244.50	4,000.00	-755.50	81.1%
410.156 · Hospitalization	100,408.10	125,000.00	-24,591.90	80.3%
410.161 · Social Security	61,282.37	71,000.00	-9,717.63	86.3%
410.162 · Unemployment Compensation	5,246.56	8,000.00	-2,753.44	65.6%
410.163 · FSA	3,470.32	4,500.00	-1,029.68	77.1%
410.164 · HRA	4,300.79	6,000.00	-1,699.21	71.7%
410.18 · Wages - Crossing Guards	66,129.80	84,000.00	-17,870.20	78.7%
410.181 · Wages - Jail Guards	460.00	1,000.00	-540.00	46.0%
410.19 · O.T. Police (see 380.12 Reimb.)	25,681.06	20,000.00	5,681.06	128.4%
410.191 · Court /School - Reimb Expenses	1,676.00	2,000.00	-324.00	83.8%
410.192 · Court Overtime	51,840.88	45,000.00	6,840.88	115.2%
410.193 · DANET O.T. (See 380.05 offset)	2,875.96	5,000.00	-2,124.04	57.5%
410.21 · Office Supplies/Postage	1,902.06	3,000.00	-1,097.94	63.4%
410.22 · Ammunition	1,458.44	1,500.00	-41.56	97.2%
410.23 · Uniform Allowance	5,833.43	7,700.00	-1,866.57	75.8%
410.232 · Uniform Allowance - Crossing Gu	400.93	1,000.00	-599.07	40.1%
410.24 · Fuel Expense	11,164.92	13,000.00	-1,835.08	85.9%
410.25 · Maintenance Equip.-Supplies	1,826.79	3,500.00	-1,673.21	52.2%
410.26 · Minor Equipment	766.94	10,000.00	-9,233.06	7.7%
410.32 · Communications	8,040.32	11,000.00	-2,959.68	73.1%
410.321 · IT Expense	4,240.00	5,000.00	-760.00	84.8%
410.354 · Worker's Compensation	28,331.58	42,000.00	-13,668.42	67.5%
410.355 · Worker's Comp.--School Guards	4,312.58	6,500.00	-2,187.42	66.3%
410.37 · Vehicle Maintenance	5,624.73	8,000.00	-2,375.27	70.3%
410.42 · Dues Police Chief	914.50	900.00	14.50	101.6%
410.421 · Dues - Police Officers	900.00	700.00	200.00	128.6%
410.45 · Animal Control	3,045.00	4,800.00	-1,755.00	63.4%
410.53 · Civil Service Commission	2,888.13	4,000.00	-1,111.87	72.2%
410.74 · Capital Outlay	0.00	33,000.00	-33,000.00	0.0%
410.75 · Training - Police Officers	5,687.13	8,000.00	-2,312.87	71.1%
410.751 · Training - Police Chief	50.00	1,000.00	-950.00	5.0%
410.76 · Computer Expense	3,893.45	5,000.00	-1,106.55	77.9%
410.77 · Video Recording Devices	0.00	8,000.00	-8,000.00	0.0%
Total 410 · Police Services	1,057,607.58	1,319,600.00	-261,992.42	80.1%
411 · Fire Protection				
411.10 · Physicals-Annual CVFD	2,969.00	6,000.00	-3,031.00	49.5%
411.22 · Operating Supplies	2,599.60	2,500.00	99.60	104.0%
411.23 · Minor Equip. Repair	3,057.18	5,000.00	-1,942.82	61.1%
411.231 · Minor Equip. Purchase	7,284.36	5,000.00	2,284.36	145.7%
411.24 · Fuel, Oil	5,494.85	4,500.00	994.85	122.1%
411.32 · Communications	6,135.84	5,000.00	1,135.84	122.7%
411.354 · Worker's Compensation	18,230.00	18,000.00	230.00	101.3%
411.37 · Vehicle Maintenance	5,860.62	10,000.00	-4,139.38	58.6%
411.38 · Hydrant Rental	19,607.14	24,000.00	-4,392.86	81.7%
411.45 · Equip. Inspection & Testing	5,649.50	8,000.00	-2,350.50	70.6%
411.53 · Annual Contribution	33,333.30	40,000.00	-6,666.70	83.3%
411.70 · Major Equipment	14,926.33	20,000.00	-5,073.67	74.6%
411.90 · Trf to Major Equipment Fund	37,400.00	37,400.00	0.00	100.0%
411.901 · Trf to Minor Equipment Fund	0.00	22,000.00	-22,000.00	0.0%

BOROUGH OF CRAFTON GENERAL FUND FINANCIAL REPORT

January 1, through October 31, 2018

	Jan - Oct 18	Budget	\$ Over Bu...	% of Bu...
Total 411 · Fire Protection	162,547.72	207,400.00	-44,852.28	78.4%
413 · Building Inspection				
413.12 · Salary - Fire Marshal	0.00	500.00	-500.00	0.0%
413.13 · Salary - Ordinance Officer	9,102.75	5,000.00	4,102.75	182.1%
413.14 · Zoning inspections	8,166.10	9,000.00	-833.90	90.7%
413.15 · Training & Education	1,418.50	1,000.00	418.50	141.9%
413.161 · Social Security	696.30	500.00	196.30	139.3%
413.162 · Unemployment Compensation	112.93	250.00	-137.07	45.2%
413.21 · Office Supplies	880.61	200.00	680.61	440.3%
413.24 · Fuel	476.08	500.00	-23.92	95.2%
413.32 · Communic/Internet - Ord. Offcr	2,272.59	1,500.00	772.59	151.5%
413.354 · Worker's Compensation	8.20	500.00	-491.80	1.6%
413.37 · Vehicle Repairs	1,599.52	1,500.00	99.52	106.6%
413.45 · Demolition-Blight Props	24,955.36	25,000.00	-44.64	99.8%
413.47 · Bldg Permit DCED	179.00	200.00	-21.00	89.5%
414.12 · Bldg Permit-Inspection Fees	7,908.20	12,000.00	-4,091.80	65.9%
414.14 · ZHB - Court Reporter/Sec'y	0.00	500.00	-500.00	0.0%
414.21 · ZHB Office-Adv-Postage	0.00	250.00	-250.00	0.0%
414.31 · ZHB Legal Services	0.00	2,000.00	-2,000.00	0.0%
414.46 · Recodify Boro Ordinances	1,195.00	1,500.00	-305.00	79.7%
Total 413 · Building Inspection	58,971.14	61,900.00	-2,928.86	95.3%
427 · Refuse - Recycling Removal				
427.10 · Garbage Contract	380,482.50	458,000.00	-77,517.50	83.1%
427.12 · Recycling Contract	60,929.50	75,000.00	-14,070.50	81.2%
Total 427 · Refuse - Recycling Removal	441,412.00	533,000.00	-91,588.00	82.8%
430 · Public Works Department				
430.10 · Salary - P/W Supervisor	58,750.00	70,500.00	-11,750.00	83.3%
430.14 · Salaries - Full Time Employees	258,201.12	311,000.00	-52,798.88	83.0%
430.15 · Wages - Reg. Overtime Pay	6,306.21	3,000.00	3,306.21	210.2%
430.154 · Health & Accident & STD	2,141.50	2,500.00	-358.50	85.7%
430.156 · Hospitalization	80,881.44	103,000.00	-22,118.56	78.5%
430.16 · Wages - Part Time	0.00	1,000.00	-1,000.00	0.0%
430.161 · Social Security	26,963.99	27,000.00	-36.01	99.9%
430.162 · Unemployment Compensation	2,583.90	3,000.00	-416.10	86.1%
430.163 · FSA	1,400.96	3,000.00	-1,599.04	46.7%
430.164 · HRA	2,117.02	5,500.00	-3,382.98	38.5%
430.18 · Wages - Seasonal Employment	22,639.00	27,000.00	-4,361.00	83.8%
430.21 · Public Works - Misc. Supplies	1,923.41	2,000.00	-76.59	96.2%
430.23 · Uniforms	5,133.61	6,000.00	-866.39	85.6%
430.24 · Fuel	10,226.90	8,000.00	2,226.90	127.8%
430.25 · Repairs - Maintenance	10,567.59	10,000.00	567.59	105.7%
430.26 · Small Tools	2,008.20	3,000.00	-991.80	66.9%
430.31 · Engineering Services	20,945.40	50,000.00	-29,054.60	41.9%
430.32 · Communications	2,812.47	3,500.00	-687.53	80.4%
430.354 · Worker's Compensation	18,880.26	27,000.00	-8,119.74	69.9%
430.356 · Drug/Alcohol Testing	141.28	500.00	-358.72	28.3%
430.36 · Utilities	6,199.11	6,000.00	199.11	103.3%
430.37 · Vehicle Repairs	9,424.85	10,000.00	-575.15	94.2%
430.42 · Licenses, Permits and Training	585.45	1,000.00	-414.55	58.5%
430.74 · Capital Outlay - minor equip	4,203.73	5,000.00	-796.27	84.1%
430.742 · Pub.Works - Cap. Outlay Equip	0.00	5,000.00	-5,000.00	0.0%
432.14 · Wages - Snow Removal Overtime	9,326.33	10,000.00	-673.67	93.3%
432.22 · Anti-Skid Materials	44,694.71	45,000.00	-305.29	99.3%
433.22 · Signs & Posts	1,895.66	5,000.00	-3,104.34	37.9%
433.45 · Signals Maintenance	1,048.65	10,000.00	-8,951.35	10.5%
433.451 · Electricity Signals	5,387.14	4,500.00	887.14	119.7%
434.45 · Street Lighting	70,515.45	85,000.00	-14,484.55	83.0%
435.22 · Material Curbing Supplies	23.97	500.00	-476.03	4.8%
435.245 · Stairs and Sidewalks	2,025.34	5,000.00	-2,974.66	40.5%
438.22 · Material Roads Supplies	9,719.48	27,500.00	-17,780.52	35.3%
438.38 · Rental Equipment	1,556.68	4,000.00	-2,443.32	38.9%
Total 430 · Public Works Department	701,230.81	890,000.00	-188,769.19	78.8%

BOROUGH OF CRAFTON
GENERAL FUND FINANCIAL REPORT

January 1, through October 31, 2018

	Jan - Oct 18	Budget	\$ Over Bu...	% of Bu...
452 · Recreation				
452.01 · Social Security	7,420.22	6,500.00	920.22	114.2%
452.14 · Wages - Pool Personnel	81,960.99	72,000.00	9,960.99	113.8%
452.15 · Wages - Pool Concess.	15,125.31	11,000.00	4,125.31	137.5%
452.162 · Unemployment Compensation	2,796.98	1,000.00	1,796.98	279.7%
452.20 · Pool Lic., Pmts,Trng, Clrnc	1,088.60	1,500.00	-411.40	72.6%
452.21 · Maintenance Supplies	2,176.06	2,500.00	-323.94	87.0%
452.22 · Pool Filtration	14,160.25	12,000.00	2,160.25	118.0%
452.23 · Operating Supplies	4,608.35	3,000.00	1,608.35	153.6%
452.25 · Pool Repairs/Maintenance	2,677.53	5,000.00	-2,322.47	53.6%
452.26 · Pool Minor Equipment	122.10	3,500.00	-3,377.90	3.5%
452.27 · Computer H/W & Internet	669.50	1,000.00	-330.50	67.0%
452.32 · Communications	429.30	500.00	-70.70	85.9%
452.354 · Worker's Compensation	3,761.10	4,000.00	-238.90	94.0%
452.36 · Utilities	12,600.19	11,000.00	1,600.19	114.5%
452.37 · Pool Bldgs - Rep/Maint	887.28	5,000.00	-4,112.72	17.7%
452.371 · Concession - Rep/Maint/Eq	1,717.36	4,000.00	-2,282.64	42.9%
453.21 · Supplies - Concession Stand	16,061.99	15,000.00	1,061.99	107.1%
453.23 · Sr. Dinner (offset 367.50)	6,250.29	5,000.00	1,250.29	125.0%
453.37 · Maint/Repairs - Mini Golf	166.83	500.00	-333.17	33.4%
453.49 · Rec. Activities - Expenses	0.00	1,000.00	-1,000.00	0.0%
Total 452 · Recreation	174,680.23	165,000.00	9,680.23	105.9%
454 · Parks & Shade Trees				
454.25 · Maintenance Supplies	508.58	1,500.00	-991.42	33.9%
454.26 · Minor Equipment	852.88	1,000.00	-147.12	85.3%
454.36 · Utilities	4,604.13	4,000.00	604.13	115.1%
454.37 · Maintenance - Repairs Services	11,976.97	7,500.00	4,476.97	159.7%
454.75 · Park Equip.- Cap.Improvements	5,467.00	5,000.00	467.00	109.3%
454.76 · Refunds - Park Shelters	0.00	100.00	-100.00	0.0%
455.22 · Shade Tree Operating Supplies	290.19	500.00	-209.81	58.0%
455.44 · Shade Tree - Arborist	0.00	3,000.00	-3,000.00	0.0%
455.45 · Tree Maint.- Plantings	1,020.63	3,000.00	-1,979.37	34.0%
455.46 · Boro Gardens	275.48	1,000.00	-724.52	27.5%
Total 454 · Parks & Shade Trees	24,995.86	26,600.00	-1,604.14	94.0%
456 · Community Services				
456.54 · Library Contributions	58,333.40	70,000.00	-11,666.60	83.3%
458.22 · Comm Ctr Supplies	0.00	250.00	-250.00	0.0%
458.55 · Crafton Performing Arts	0.00	250.00	-250.00	0.0%
458.56 · Borough Tributes	196.05	500.00	-303.95	39.2%
458.57 · Misc. Contributions	80.00	200.00	-120.00	40.0%
459.54 · Celebrates Fireworks	4,000.00	4,000.00	0.00	100.0%
462.34 · Community Dev/Promotion	2,017.82	500.00	1,517.82	403.6%
462.50 · Military Banner Expenses	1,972.89	2,000.00	-27.11	98.6%
Total 456 · Community Services	66,600.16	77,700.00	-11,099.84	85.7%
471 · Debt Services - Principal				
471.21 · PNC-Duncan Gen Ob Note	267,986.08	257,500.00	10,486.08	104.1%
471.35 · PNC Lease Agmt. Hvy Eq.	9,982.06	15,000.00	-5,017.94	66.5%
471.351 · PNC Lease Agmt-P/W Dump Trk	1,739.72	20,750.00	-19,010.28	8.4%
Total 471 · Debt Services - Principal	279,707.86	293,250.00	-13,542.14	95.4%
472 · Debt Services - Interest				
472.21 · PNC-Duncan Prop-Interest	6,160.06	14,000.00	-7,839.94	44.0%
472.35 · PNC Lease Agmt. Hvy Eq.	1,882.44	3,500.00	-1,617.56	53.8%
472.351 · PNC Lease Agmt-P/W Dump Trk	383.41	12,800.00	-12,416.59	3.0%
Total 472 · Debt Services - Interest	8,425.91	30,300.00	-21,874.09	27.8%
480 · Insurance				
480.03 · Drug Screening	1,999.15	1,800.00	199.15	111.1%
486.00 · Compreh. Liability/Property Ins	80,079.62	80,000.00	79.62	100.1%
486.81 · Property Loss Claims-Borough	3,365.67	10,000.00	-6,634.33	33.7%
Total 480 · Insurance	85,444.44	91,800.00	-6,355.56	93.1%
483 · Agency And Trust				

**BOROUGH OF CRAFTON
GENERAL FUND FINANCIAL REPORT**

January 1, through October 31, 2018

	Jan - Oct 18	Budget	\$ Over Bu...	% of Bu...
483.001 · Police Pension Contrib.	34,787.21	35,000.00	-212.79	99.4%
483.02 · Foreign Fire Relief	25,721.61	28,000.00	-2,278.39	91.9%
483.10 · Police Pension Fund MMO	84,319.02	83,000.00	1,319.02	101.6%
483.30 · Employee Pension Fund MMO	46,843.90	45,000.00	1,843.90	104.1%
Total 483 · Agency And Trust	191,671.74	191,000.00	671.74	100.4%
Total Expense	3,695,231.96	4,404,500.00	-709,268.04	83.9%
Net Income	380,526.33	0.00	380,526.33	100.0%

**Capital Projects Reserve Fund
CAPITAL PROJECT RESERVE FUND FINANCIAL REPORT**
January 1, through October 31, 2018

	Jan - Oct 18	Budget	\$ Over Budget	% of ...
Income				
354.01 GROW Grant Alcosan	81,612.00	80,800.00	812.00	101.0%
355.13 Green Light Go Grant	0.00	180,000.00	-180,000.00	0.0%
395.01 GF Reserve Trf-PLGIT	86,472.86	101,200.00	-14,727.14	85.4%
399.00 Carryover Capital Fund	0.00	150,000.00	-150,000.00	0.0%
Total Income	168,084.86	512,000.00	-343,915.14	32.8%
Expense				
411.74 CVFD-SCBA Equip Reserve	0.00	72,000.00	-72,000.00	0.0%
429.611 GROW Grant-Expenditiure	86,472.86	240,000.00	-153,527.14	36.0%
429.612 Small Water/Sewer Grant	100.00			
455.13 Green Light Go - Expense	0.00	200,000.00	-200,000.00	0.0%
Total Expense	86,572.86	512,000.00	-425,427.14	16.9%
Net Income	81,512.00	0.00	81,512.00	100.0%

Road Tax Fund
ROAD TAX FUND FINANCIAL REPORT

Accrual Basis


January 1, 2018 to October 31, 2018

	<u>Jan - Oct...</u>	<u>Budget</u>	<u>\$ Over Bu...</u>	<u>% of ...</u>
Income				
301.10 Road Tax - Current	478,540.07	480,000.00	-1,459.93	99.7%
301.20 Road Tax - Prior	16,297.53	5,000.00	11,297.53	326.0%
319.01 Road Tax - P & I	3,820.08	4,000.00	-179.92	95.5%
363.25 Utility Reimburse-Paving	44,515.34			
380.01 Refund Prior Expenses	500.00			
Total Income	<u>543,673.02</u>	<u>489,000.00</u>	<u>54,673.02</u>	<u>111.2%</u>
Gross Profit	543,673.02	489,000.00	54,673.02	111.2%
Expense				
430.31 Engineering - Roads	48,047.35	78,000.00	-29,952.65	61.6%
437. Equipment Repairs	0.00	10,000.00	-10,000.00	0.0%
438.45 Road - Contract Services	568.75	1,000.00	-431.25	56.9%
438.74 Cap. Outlay - Equipment	12,555.00			
439.45 Road Paving Program	214,243.56	395,000.00	-180,756.44	54.2%
491.10 Tax Refunds - Current	0.00	3,000.00	-3,000.00	0.0%
491.20 Tax Refund - Prior	490.65	2,000.00	-1,509.35	24.5%
Total Expense	<u>275,905.31</u>	<u>489,000.00</u>	<u>-213,094.69</u>	<u>56.4%</u>
Net Income	<u><u>267,767.71</u></u>	<u><u>0.00</u></u>	<u><u>267,767.71</u></u>	<u><u>100.0%</u></u>

Sewer Fund SEWER FUND FINANCIAL REPORT

January 1, through October 31, 2018

	<u>Jan - Oct 18</u>	<u>Budget</u>	<u>\$ Over B...</u>	<u>% of Bu...</u>
Income				
319 · . Interest/Penalty-Jordan	19,129.57	25,000.00	-5,870.43	76.5%
341 · Interest on Investment-PLGIT	17,386.39	1,000.00	16,386.39	1,738.6%
364 · Current Sewer User Fees	1,647,052.67	1,800,000.00	-152,947.33	91.5%
364.01 · Delinquent Sewer User F...	26,205.66	20,000.00	6,205.66	131.0%
380 · Other - Alcosan Billing Rei...	6,974.25	6,000.00	974.25	116.2%
Total Income	1,716,748.54	1,852,000.00	-135,251.46	92.7%
Expense				
421 · Office Supplies-Postage	204.19	500.00	-295.81	40.8%
425 · Maint/Rep.Materials	3,750.05	4,000.00	-249.95	93.8%
430 · Billing Fee - PAWC/Jordan	33,353.54	60,000.00	-26,646.46	55.6%
431 · Prof. Services - Engineering	122,492.46	170,000.00	-47,507.54	72.1%
432 · Prof. Services - Legal	0.00	1,000.00	-1,000.00	0.0%
436 · Alcosan - Qtrly Usage Chgs	731,208.91	1,035,000.00	-303,791.09	70.6%
437 · Equipment Repairs	3,668.19	10,000.00	-6,331.81	36.7%
438 · Fuel - Sweeper- Trk#108	3,365.60	4,000.00	-634.40	84.1%
442 · Dues - Permits	7,913.66	8,000.00	-86.34	98.9%
445 · Vactor charge	4,800.00	10,000.00	-5,200.00	48.0%
446 · Munic. Claim Commission	3,364.51	4,500.00	-1,135.49	74.8%
470.1 · Principal - Pennvest I	43,409.06	51,000.00	-7,590.94	85.1%
470.2 · Principal - Pennvest II	31,656.77	37,500.00	-5,843.23	84.4%
471.1 · Interest - Pennvest I	11,871.84	16,000.00	-4,128.16	74.2%
471.2 · Interest - Pennvest II	8,803.03	11,500.00	-2,696.97	76.5%
473 · COA Requirements	169,446.27	428,500.00	-259,053.73	39.5%
492 · Capital Project - Reserve Fu...	86,472.86	500.00	85,972.86	17,294.6%
Total Expense	1,265,780.94	1,852,000.00	-586,219.06	68.3%
Net Income	<u>450,967.60</u>	<u>0.00</u>	<u>450,967.60</u>	<u>100.0%</u>



Jordan Tax Service, Inc.

102 Rahway Road • McMurray, PA 15317-3349

(412) 835-5243 • Fax (412) 835-5244

(724) 731-2300 • Fax (724) 731-2398

www.jordantax.com

Tax & Record
Services

Municipal
Business

Individual

November 7, 2018

Borough of Crafton
Rachel J. Susko, Manager
Municipal Building
100 Stotz Avenue
Pittsburgh, PA 15205

RE: Delinquent Earned Income & Net Profits Tax
Collection Summary Report
October, 2018

Detailed below are the Delinquent Earned Income Tax Collections remitted to the Borough for the Month of October, 2018:

PERIOD	TAX	PEN & INT	MUNICIPAL SHARE (50.00%)	
			MONTH	YEAR TO DATE
2011 and Prior	\$ 1,323.43	\$ 0.82	\$ 1,324.25	\$ 28,074.64
Add: Commissions	132.42	-	132.42	2,773.65
Refunds Issued	-	-	-	-
Net Collections	<u>\$ 1,455.85</u>	<u>\$ 0.82</u>	<u>\$ 1,456.67</u>	<u>\$ 30,848.29</u> ✓

Amounts Transferred:

Date	Reference	Amount
11/07/18	Ck #2027	\$ 1,456.67

Total Transfers \$ 1,456.67

We have enclosed our invoice for services.

Very truly yours,
JORDAN TAX SERVICE, INC.

WILLIAM R. LINNERT, JR.


BOROUGH OF CRAFTON GENERAL FUND FINANCIAL REPORT

January 1, through October 31, 2018

	<u>Jan - Oct...</u>	<u>Budget</u>	<u>\$ Over Bu...</u>	<u>% of ...</u>
Income				
310 · Act 511 Taxes				
310.21 · EIT - Current	449,184.86	556,500.00	-107,315.14	80.7%
310.22 · EIT - Prior	201,544.05	250,000.00	-48,455.95	80.6%
Total 310 · Act 511 Taxes	<u>650,728.91</u>	<u>806,500.00</u>	<u>-155,771.09</u>	<u>80.7%</u>
319 · Penalty/Interest				
319.12 · P/I EIT	1,283.38	1,000.00	283.38	128.3%
Total 319 · Penalty/Interest	<u>1,283.38</u>	<u>1,000.00</u>	<u>283.38</u>	<u>128.3%</u>
Total Income	<u>652,012.29</u>	<u>807,500.00</u>	<u>-155,487.71</u>	<u>80.7%</u>
Gross Profit	652,012.29	807,500.00	-155,487.71	80.7%
Expense				
403 · Tax Collection				
403.48 · Jordan-Act 32 SWTax District	12,323.10	15,000.00	-2,676.90	82.2%
Total 403 · Tax Collection	<u>12,323.10</u>	<u>15,000.00</u>	<u>-2,676.90</u>	<u>82.2%</u>
Total Expense	<u>12,323.10</u>	<u>15,000.00</u>	<u>-2,676.90</u>	<u>82.2%</u>
Net Income	<u><u>639,689.19</u></u>	<u><u>792,500.00</u></u>	<u><u>-152,810.81</u></u>	<u><u>80.7%</u></u>

CURRENT YEAR TO DATE DISTRIBUTIONS

	Resident Tax Amount	Non-Resident Tax Amount	Per/Int Amount	Costs & Credits	Total Collections	Dist Year	Resident Tax Amount	Non-Resident Tax Amount	Per/Int Amount	TCD Commission	Charges & Credits	Total Distribution	
2012 Collections	438.20	0.00	1,086.13	0.00	1,524.33	2018	438.20	0.00	1,086.13	(27.45)	0.00	\$1,496.88	
2012 Refunds	(3.00)	0.00	0.00	0.00	(3.00)	2018	(3.00)	0.00	0.00	0.00	0.00	(\$3.00)	
2013 Collections	(777.64)	0.00	252.01	0.00	(525.63)	2018	(777.64)	0.00	252.01	6.12	0.00	(\$519.51)	
2014 Collections	680.10	0.00	176.51	0.00	856.61	2018	680.10	0.00	176.51	(16.48)	0.00	\$840.13	
2014 Refunds	(73.50)	0.00	0.00	0.00	(73.50)	2018	(73.50)	0.00	0.00	0.00	0.00	(\$73.50)	
2015 Collections	355.30	0.00	64.86	0.00	420.16	2018	355.30	0.00	64.86	(7.37)	0.00	\$412.79	
2015 Refunds	(112.00)	0.00	0.00	0.00	(112.00)	2018	(112.00)	0.00	0.00	0.00	0.00	(\$112.00)	
2016 Collections	2,465.54	(31.29)	94.00	0.00	2,528.25	2018	2,465.54	(31.29)	94.00	(43.98)	0.00	\$2,484.27	
2016 Refunds	(1,191.50)	0.00	0.00	0.00	(1,191.50)	2018	(1,191.50)	0.00	0.00	0.00	0.00	(\$1,191.50)	
2017 Collections	234,632.92	880.59	25.70	0.00	235,539.21	2018	234,632.92	880.59	25.70	(4,216.78)	0.00	\$231,322.43	
2017 Refunds	(36,135.50)	0.00	0.00	0.00	(36,135.50)	2018	(36,135.50)	0.00	0.00	0.00	0.00	(\$36,135.50)	
2018 Collections	446,179.66	2,997.94	7.26	0.00	449,184.86	2018	446,179.66	2,997.94	7.26	(8,017.16)	0.00	\$441,167.70	
Current Year To Date	646,458.58	3,847.24	1,706.47	0.00	652,012.29	2018	646,458.58	3,847.24	1,706.47	(12,323.10)	0.00	YTD	\$639,689.19



Jordan Tax Service, Inc.

102 Rahway Road • McMurray, PA 15317-3349

(412) 835-5243 • Fax (412) 835-5244

(724) 731-2300 • Fax (724) 731-2398

www.jordantax.com

Tax & Record Services

Municipal

Business

Individual

November 7, 2018

Borough of Crafton
Rachel J. Susko, Manager
Municipal Building
100 Stotz Avenue
Pittsburgh, PA 15205

RE: Business Privilege Tax
Collection Summary Report
October, 2018

Detailed below are the Business Privilege Tax Collections remitted to the Borough for the Collection Period of October 1, 2018 through October 31, 2018:

<u>PERIOD</u>	<u>TAX</u>	<u>LICENSE</u>	<u>PEN & INT</u>	<u>TOTAL COLLECTIONS</u>	<u>YEAR TO DATE</u>
2016 and Prior	\$ -	\$ -	\$ -	\$ -	\$ 202.57
2017	-	-	-	-	1,630.19
2018	1,824.04	60.00	127.51	2,011.55	63,335.73
Total Collections	1,824.04	60.00	127.51	2,011.55	65,168.49
Refunds Issued	-	-	-	-	-
	<u>\$ 1,824.04</u>	<u>\$ 60.00</u>	<u>\$ 127.51</u>		
Net Collections				<u>\$ 2,011.55</u>	<u>\$ 65,168.49 ✓</u>


Amounts Deposited:

<u>Date</u>	<u>Batch #</u>	<u>Amount</u>
10/09/18	30	\$ 41.24
10/12/18	31	915.18
10/17/18	32	75.10
10/29/18	33	980.03
Total Deposited		<u>\$ 2,011.55</u>

We have enclosed our invoice for services.

Very truly yours,
JORDAN TAX SERVICE, INC.

WILLIAM R. LINNERT, JR.



Jordan Tax Service, Inc.

102 Rahway Road • McMurray, PA 15317-3349

(412) 835-5243 • Fax (412) 835-5244

(724) 731-2300 • Fax (724) 731-2398

www.jordantax.com

Tax & Record
Services

Municipal

Business

Individual

November 7, 2018

Borough of Crafton
Rachel J. Susko, Manager
Municipal Building
100 Stotz Avenue
Pittsburgh, PA 15205

RE: Local Services Tax Collections
Collection Summary Report
October, 2018

Detailed below are the Local Services Tax Collections remitted to the Borough for the Collection Period of October 1, 2018 through October 31, 2018:

<u>PERIOD</u>	<u>TAX</u>	<u>PEN & INT</u>	<u>TOTAL COLLECTIONS</u>	<u>YEAR TO DATE</u>
2016 and Prior	\$ -	\$ -	\$ -	\$ 16.00
2017	-	-	-	12,323.26
2018	818.22	-	818.22	25,445.21
Total Collections	818.22	-	818.22	37,784.47
Refunds Issued	-	-	-	-
	<u>\$ 818.22</u>	<u>\$ -</u>	<u>\$ 818.22</u>	<u>\$ 37,784.47</u> ✓
Net Collections			<u>\$ 818.22</u>	<u>\$ 37,784.47</u> ✓

Amounts Remitted:

<u>Date</u>	<u>Batch #</u>	<u>Amount</u>
10/09/18	28	\$ 13.00
10/25/18	29	805.22


Total Deposited

\$ 818.22

We have enclosed our invoice for services.

Very truly yours,
JORDAN TAX SERVICE, INC.

WILLIAM R. LINNERT, JR.



Jordan Tax Service, Inc.

102 Rahway Road • McMurray, PA 15317-3349

(412) 835-5243 • Fax (412) 835-5244

(724) 731-2300 • Fax (724) 731-2398

www.jordantax.com

Tax & Record
Services

Municipal
Business
Individual

November 7, 2018

Borough of Crafton
Rachel J. Susko, Manager
Municipal Building
100 Stotz Avenue
Pittsburgh, PA 15205

RE: Mercantile Tax
Collection Summary Report
September thru October, 2018

Detailed below are the Mercantile Tax Collections remitted to the Borough for the Collection Period of September 1, 2018 through October 31, 2018:

<u>PERIOD</u>	<u>TAX</u>	<u>PEN & INT</u>	<u>TOTAL COLLECTIONS</u>	<u>YEAR TO DATE</u>
2016 and Prior	\$ -	\$ -	\$ -	\$ -
2017	-	-	-	27,091.13
2018	755.02	20.00	775.02	51,791.68
	<u>\$ 755.02</u>	<u>\$ 20.00</u>		
Total Collections			<u>\$ 775.02</u>	<u>\$ 78,882.81</u> ✓

Amounts Deposited:


<u>Date</u>	<u>Batch #</u>	<u>Amount</u>
10/02/18	17	\$ 14.73
10/10/18	18	65.70
10/12/18	19	36.83
10/17/18	20	1.95
10/29/18	21	655.81

Total Deposited \$ 775.02

We have enclosed our invoice for services.

Very truly yours,
JORDAN TAX SERVICE, INC.

WILLIAM R. LINNERT, JR.



Jordan Tax Service, Inc.

102 Rahway Road • McMurray, PA 15317-3349

(412) 835-5243 • Fax (412) 835-5244

(724) 731-2300 • Fax (724) 731-2398

www.jordantax.com

Tax & Record
Services

Municipal
Business
Individual

November 7, 2018

Borough of Crafton
Rachel J. Susko, Manager
Municipal Building
100 Stotz Avenue
Pittsburgh, PA 15205

RE: Trash Removal
Collection Summary Report
October, 2018

Detailed below are the 2018 Trash Removal Collections remitted to the Borough for the Month of October, 2018:

	<u>BILLING FEE</u>	<u>GARBAGE</u>	<u>TOTAL CURRENT PERIOD</u>	<u>YEAR TO DATE</u>
FACE TAX	\$ 35.00	\$ 9,493.17	\$ 9,528.17	\$ 485,469.67
Less: Discount	-	-	-	(17,751.10)
Plus: Penalty	-	300.04	300.04	3,362.84
Total Collections	\$ 35.00	\$ 9,793.21	\$ 9,828.21	\$ 471,081.41


Amounts Deposited:

<u>Date</u>	<u>Batch #</u>	<u>Amount</u>
10/01/18	23	\$ 4,462.65 ✓
10/22/18	24	5,365.56 ✓
Total		9,828.21
Less: Refunds		-
Total Deposits		\$ 9,828.21

	<u>BILLING</u>	<u>GARBAGE</u>	<u>YEAR-TO-DATE</u>
FACE BALANCE 02/01/2018	\$ 9,865.00	\$ 567,672.00	\$ 577,537.00
Add: Additions	-	-	-
Less: Deletions	-	-	-
ADJUSTED FACE BALANCE	9,865.00	567,672.00	577,537.00
Less: Total Collections	(8,440.00)	(477,029.67)	(485,469.67)
Less: Turned Over to Delinquent	-	-	-
FACE BALANCE 10/31/2018	\$ 1,425.00	\$ 90,642.33	\$ 92,067.33

Very truly yours,
JORDAN TAX SERVICE, INC.

William R. Linnert, Jr.
WILLIAM R. LINNERT, JR.



Jordan Tax Service, Inc.

102 Rahway Road • McMurray, PA 15317-3349

(412) 835-5243 • Fax (412) 835-5244

(724) 731-2300 • Fax (724) 731-2398

www.jordantax.com

Tax & Record
Services

Municipal
Business
Individual

November 7, 2018

Borough of Crafton
Rachel J. Susko, Manager
Municipal Building
100 Stotz Avenue
Pittsburgh, PA 15205

RE: Real Estate Taxes
Collection Summary Report
October, 2018

Detailed below are the 2018 Real Estate Tax Collections deposited to the Borough account for the Month of October, 2018:

	CURRENT PERIOD			YEAR TO DATE
	REAL ESTATE	ROAD	TOTAL	
FACE TAX	\$ 19,247.92	\$ 970.16	\$ 20,218.08	\$ 1,915,561.43
Less: Discount	(0.07)	-	(0.07)	(33,209.14)
Plus: Penalty	487.66	97.02	584.68	2,831.88
Total Collections	\$ 19,735.51	\$ 1,067.18	\$ 20,802.69	\$ 1,885,184.17

Amounts Deposited:

Date	Batch #	Amount
10/01/18	34	\$ 7,585.67 ✓
10/05/18	35	7,307.55 ✓
10/05/18	NSF-Rogers	(280.11) ✓
10/10/18	36	2,984.32 ✓
10/23/18	37	2,024.70 ✓
10/29/18	38	1,180.56 ✓
Total Deposits		20,802.69
Less: Refunds:		-
Net Collections		\$ 20,802.69

	2017	2017	2018	2018	TOTAL
	REAL ESTATE	ROAD	REAL ESTATE	ROAD	
FACE BALANCE 3/1/2018	\$ 4,712.10	\$ 1,595.60	\$ -	\$ -	\$ 6,307.70
Add: Billing 3/1/2018	-	-	1,497,104.89	506,955.62	2,004,060.51
Add: Additions	-	-	1,288.23	-	1,288.23
Less: Exonerations	-	-	(1.70)	-	(1.70)
ADJUSTED FACE BALANCE	4,712.10	1,595.60	1,498,391.42	506,955.62	2,011,654.74
Less: Total Collections	(481.95)	(163.20)	(1,429,196.69)	(485,719.59)	(1,915,561.43)
Less: Turned Over to Delinquent	-	-	-	-	-
FACE BALANCE 10/31/2018	\$ 4,230.15	\$ 1,432.40	\$ 69,194.73	\$ 21,236.03	\$ 96,093.31

Very truly yours,
JORDAN TAX SERVICE, INC.

William R. Linnert, Jr.
WILLIAM R. LINNERT, JR.

Tax Collector's Monthly Report to Taxing Districts

For the Month of OCTOBER, 2018
 BOROUGH OF CRAFTON Taxing District

	Real Estate	Road	Prior Years Real Estate	Prior Years Road
A. Collections				
1. Balance Collectable-Beginning of Month	88,442.65	22,206.19	4,230.15	1,432.40
2A. Additions: During the Month(*)				
2B. Deductions: Credits During the Month - (from line 17)				
3. Total Collectable	88,442.65	22,206.19	4,230.15	1,432.40
4. Less: Face Collections for the Month	19,247.92	970.16		
5. Less: Deletions from the List (Gentrifications)				
6. Less: Exonerations (*)				
7. Less: Liens/Non-Lienable Installments(*)				
8. Balance Collectable - End of Month	69,194.73	21,236.03	4,230.15	1,432.40
B. Reconciliation of Cash Collected				
9. Face Amount of Collections - (must agree with line 4)	19,247.92	970.16	0.00	0.00
10. Plus: Penalties	487.66	97.02		
11. Less: Discounts	0.07	0.00		
12. Total Cash Collector per Column	19,735.51	1,067.18	0.00	0.00
13. Total Cash Collected				20,802.69
C. Payment of Taxes				
14. Amount Remitted During the Month (*)				
Date	Transaction #	Amount	TOTAL ALL TAXES	
10/1/2018	34	7,585.67		
10/5/2018	35	7,307.55		
10/5/2018	NSF -Rogers	(280.11)		
10/10/2018	36	2,984.32		
1/23/1900	37	2,024.70		
10/29/2018	38	1,180.56		
		Total	\$	20,802.69
15. Amount paid with this Report Applicable to this Reporting Month			Trx. #	\$
16. Total Remitted This Month				
17. List Other Credit Adjustments (*)	Parcel #	Name	Amount	
		Total	\$ *	0.00
18. Interest Earnings (if applicable)				
Taxing District Use (Optional) Carryover from Previous Month \$ _____ Amount Collected This Month \$ _____ Less Amount Paid This Month \$ _____ Ending Balance \$ _____				

* Prior Yr. Collections I verify this is a complete and accurate reporting of the balance collectable, taxes collected remitted for the month.

Agent Acting on behalf of the Tax Collector
 Received by (taxing district): William Adams Title: Leop. G. Hunter Date: 11/14/18

I acknowledge the receipt of this report.

JORDAN TAX SERVICE, INC.
102 RAHWAY ROAD
MCMURRAY, PA 15317-3349
(724) 731-2300

November 15, 2018

Borough of Crafton
 Rachel J. Susko, Manager
 Municipal Building
 100 Stotz Avenue
 Pittsburgh, PA 15205

Gentlemen:

We are forwarding herewith counterfoils for delinquent taxes and municipal claims collected and satisfied since date of our last report. We are also forwarding deposit slips as summarized below and the Prothonotary's receipts for satisfaction costs advanced by our office.

DELINQUENT TAXES:

Receipts: #13408-13423

	Face Tax	Penalty	Interest	Costs	TOTAL
Prior	811.37	79.08	81.66	131.00	1,103.11
2017	1,228.08	113.47	67.50	71.46	1,480.51
Record/Sheriff Sale Costs					374.65
Commission Collected					129.21

MUNICIPAL CLAIMS: "Trash"

Receipts: #1808-1814

	Face Tax	Penalty	Interest	Costs	Comm	TOTAL
	466.84	25.44	-	11.53	-	503.81
Commission Collected						25.20

MUNICIPAL CLAIMS: "Trash"

Receipts: #4083, 4085-4086, 4088-4090, 4092-4094

	Face Tax	Penalty	Interest	Costs	Comm	TOTAL
*	454.99	10.60	3.94	-	-	469.53
Commission Collected						34.73

MUNICIPAL CLAIMS: "Sewage"

Receipts: #4084, 4087, 4091

	Face Tax	Penalty	Interest	Costs	Comm	TOTAL
	254.54	-	-	-	-	254.54
Commission Collected						20.46

Total Collections, Taxes and Claims:

Taxes	\$	3,087.48	Ck. #1400	\$	<u>4,395.75</u>
Trash	\$	1,033.27	Ck. #1401		
Sewage	\$	275.00	Ck. #1402		

Deposits Per Enclosed Receipts:

DATE	AMOUNT	DATE	AMOUNT	DATE	AMOUNT
10/03/18	76.59	10/17/18	54.00	10/25/18	186.73
10/04/18	22.28	10/17/18	60.00	10/25/18	275.00
10/04/18	245.00	10/22/18	43.00	10/25/18	665.54
10/04/18	391.27	10/22/18	100.00	10/26/18	15.99
10/16/18	125.00	10/24/18	95.00	10/31/18	80.34
10/16/18	1,844.01	10/24/18	116.00		

Total Deposits

4,395.75

*Partial Payments Not Yet Applied - \$709.53

JORDAN TAX SERVICE, INC.


 William R. Linnert, Jr.

**BOROUGH OF CRAFTON
POLICE DEPARTMENT**

MARK A. SUMPTER
CHIEF OF POLICE

100 STOTZ AVENUE
CRAFTON, PENNSYLVANIA 15205

JAMES G. BLOOM
MAYOR



November 20, 2018

Crafton Police responded to 256 complaints during the month of October 2018.

The following 4 pages attached show a print out of the calls answered by Crafton Police.

Paid parking tags paid at the window - \$225.00

Copies of Police Reports - \$180.00

One solicitor permit was issued for the month of October - \$210.00

One (1) truck permit were issued for the month of October - \$10.00

Fines collected by the Magistrate and paid to the borough for October - \$1,795.74

There were 103 citations issued, 44 citation warnings, 15 parking tags, 5 AccuTrak – 167 total

**Crafton Borough had one (1) EMS narcotic related call for the month of October 2018.
Naloxone (Narcan) was use two times by EMS and not used at all by Crafton Police.**

Mileage on Police Cars:

Unit #11-1 - 2,520 miles ending at 45,329

Unit #11-2 - 2,417 miles ending at 34,163

Unit #11-3 - 274 miles ending at 40,837

Respectfully submitted,

A handwritten signature in blue ink that reads "Barbara H. Berkhouse".

Barbara H. Berkhouse
Police Secretary



NorthWest EMS

366 Helen Street | McKees Rocks, PA 15136
412.331.2600 OFFICE | 412.331.3133 FAX

Crafton Borough Report October 2018

Total Run Numbers:

- Total Emergency and Non-Emergency 911 Responses: **72**
Average Response Time (E0-E4): **5 min. 42 sec.**
- Total Emergency 911 Response: **64**
Average Response Time (E0-E3): **5 min. 32 sec.**
- Total Highest Priority Response: **37**
Average Response Time (E0-E1): **5 min. 28 sec.**

Response Times by Category and NFPA Compliance:

- E0 Response: **11**
Average Response Time: **5 min. 48 sec.**
NFPA Compliance: **81.8%**
- E1 Response: **26**
Average Response Time: **5 min. 21 sec.**
NFPA Compliance: **92.3%**
- E0 + E1 Response: **37**
Average Response Time: **5 min. 28 sec.**
NFPA Compliance: **89.2%**
- E2 Response: **16**
Average Response Time: **5 min. 33 sec.**
- E3 Response: **11**
Average Response Time: **5 min. 42 sec.**
- E4 Response: **8**
Average Response Time: **7 min. 08 sec.**

Standbys:

- Scott Township EMS (Station 740) Standby Request: **0**
Calls Given to Station 740 in Crafton: **0**
- Ingram EMS (Station 760) Standby Request: **0**
Calls Given to Station 760 in Crafton: **0**
- Robinson EMS (Station 810) Standby Request: **0**
Calls Given to Station 810 in Crafton: **0**
- Average Response Time for Mutual Aid Services: **0 min. 00 sec.**
- NorthWest EMS Requested to Standby: **7**
Calls Taken for Station 810: **2**
Calls Taken for Station 740: **0**
Calls Taken for Station 760: **4**

Calls taken for Southbridge EMS (Station 815): **1**



NorthWest EMS

366 Helen Street | McKees Rocks, PA 15136
412.331.2600 OFFICE | 412.331.3133 FAX

Crafton Borough EMS Report Notes

October 2018

All numbers for this report from Allegheny County 911 CAD system.

NFPA compliance target **NOT achieved** for serious calls: E-0: **81.8%**

NFPA compliance target **achieved** for serious calls: E-1: **92.3%**

NFPA compliance target **NOT achieved** for serious calls: E-0 + E-1: **89.2%**

While October response times and NFPA performance slipped somewhat as compared to our traditional levels of service, Crafton Borough remains within the top three communities in Allegheny County with regard to EMS performance.

Mutual aid responses are shaded on the spreadsheet. Mutual aid was not used in October.

NWEMS provided mutual aid 7 times in October as follows: Ingram (4), Robinson (2), Carnegie/Scott Twp. (0), and Southbridge (1).

An E-0 priority call on 5 October had an extended response time due to high system utilization, resulting in the crew responding from post at the Windgap Bridge.

An E-0 priority call on 31 October had an extended response time due to failure of the on-duty Division Chief and Dispatcher to move a unit to post when the Crafton unit went out on a call. The responding unit came from our McKees Rocks base. No mutual aid units were available to respond at that time. To make matters worse, the responding unit went all the way through Crafton to Fountain Street rather than taking Carson St. to the Busway, which would have resulted in a response time within the 8 minute target. All involved parties were addressed in order to prevent recurrence.

An E-1 priority call on 10 October missed the target due to the fact that two calls were dispatched in the Borough simultaneously. The Crafton crew responded to the more critical call, and the second call was answered by a crew from our McKees Rocks base. No mutual aid units were closer at the time.

An E-1 priority call on 23 October missed the target due to high system utilization, with the Oregon Ave. call being the third of six calls that came in within a 30 minute period. Ambulances were being positioned to cover the Borough at the time, which shaved a few minutes off of the response time.

Finally, 16 calls (22.2%) occurred between the hours of 11 pm and 7 am in October, demonstrating the need for 24 hour coverage in Crafton Borough.

Submitted by: George Dudash III 412-779-1927 gdudash@northwestems.net

Building Inspection Report

October 2018

October Reports Received

(Attached)

Building Inspection Underwriters
Allegheny County R/E Transfer

Certificates & Permits Issued

(October 2018)

Rental Inspection Certificates Issued	4
Zoning Use/Occupancy Certificates Issued	5
Building/Zoning Permits Issued	5

Code Enforcement Report October-November 2018

<u>Date Submitted</u>	<u>Address</u>	<u>Violation Type</u>	<u>Description</u>	<u>Municipal Code</u>	<u>Violation S</u>
10/22/2018	Harrison St.	High Grass/Weeds	High quack grass. 10/31/2018 to comply	302.4	Closed
10/24/2018	Bell Ave	Garbage on Property	Scattered garbage. 5 days. 3 days final notice	308.1	Open
10/24/2018	Bell Ave	Garbage on Property	Scattered trash. 5 days. Bag laying out with hole sending reminder	308.1	Open
10/24/2018	Bell Ave.	Garbage on Property	Bulk waste pile. 7 days 11/2/2018 to comply	308.1	Open
10/29/2018	Crafton Blvd.	High Grass/Weeds	Tall quackgrass. Given 11/5/2018 to comply	302.4	Closed
10/30/2018	S Grandview Ave.	Property Maintenance	Chimneys and soffit/facia in bad repair/unsafe. 15 days given.	304.1.1 ; 304.11	Open
11/1/2018	W Steuben St.	Gutters/Roof Drains	detached gutters. 10 days.	304.7	Open
11/2/2018	Division St	Garbage on Property	Bulk waste on property. 10 days.	308.1	Closed
11/2/2018	Division St.	Property Maintenance	Rear Steps / front porch ceiling in gross disrepair. 15 days.	304.1	Open
11/2/2018	Division St.	Gutters/Roof Drains	Roofs/ gutter is gross disrepair. 15 days.	304.7	Open
11/2/2018	Division St.	Garbage on Property	Washer on front porch, large pile of bulk waste in rear. 10 days.	308.1	Closed

Code Enforcement Report October-November 2018

11/2/2018	Division St.	Garbage on Property	Two appliances on property. 10 days to remove. owner called appliances should be removed one at a time by 11/20	308.1	closed
11/5/2018	Division St	Other	rental inspection occupancy needed		Open
11/5/2018	Clearview Ave.	Other	rental inspection/occupancy report		Open
11/5/2018	Hall Ave.	Property Maintenance	Garage roof hole. 30 days to repair. 12/18/2018	302.7	Open
11/5/2018	Hall Ave.	Property Maintenance	Siding missing. 30 days 12/18/2018	304.6	Open
11/5/2018	Division St	Other	rental/occupancy info due	112.2;149.1;149.4	Open
11/7/2018	Maplewood Ave.	Garbage on Property	Sofa in front yard. 5 days to remove.	308.1	Closed
11/7/2018	Dinsmore Ave.	Garbage on Property	Building materials in front of garage in alley. 7 days to 11/16/2018. 5+ days.	308.1	Open
11/7/2018	Bradford Ave	Garbage on Property	Swing frame left rusting in front of garage. 7 days 11/16/2018	308.1	Closed
11/8/2018	Noble Ave.	Property Maintenance	Concrete work on steps in disrepair. 15 days.	304.1	Open
11/8/2018	W Steuben St.	Sidewalks/Driveways (Unsafe)	Broken sidewalk. Trip hazard. 15 days.	302.3	Open
11/8/2018	Belvidere St.	Junk Car	Abandoned car. 10 days.	302.8	Open
11/8/2018	Broadhead Rd.	Garbage on Property	Overflowing bagster, construction waste, old TVs. 10 days.	308.1	Closed

Code Enforcement Report October-November 2018

11/9/2018	Underhill St.	Property Maintenance	Siding off. 15 days for repair	304.6	Open
11/13/2018	S Grandview Ave.	Junk Car	Junk truck/trailer thing. 15 days 12/5/2018	302.8	Open
11/13/2018	Grandview Ave.	Garbage on Property	Accumulation of junk on porch. 5 days.	308.1	Open
11/15/2018	Station St.	Junk Car	Junk trunk on property. 10 days.	302.8	Open
11/15/2018	Belvedere	Other	hazardous trees	131-2 (A) Nuisance	Open
11/15/2018	Woodlawn Ave.	Garbage on Property	Abandoned tv. 5 days.	308.1	Open
11/15/2018	Middle St.	Junk Car	Junk car in driveway. 10 days.	302.8	Open
11/15/2018	Middle St.	Garbage on Property	Very compliant resident.	308.1	Open
11/15/2018	Middle St.	Garbage on Property	Hot water heater and dishwasher. 10 days.	308.1	Open
11/16/2018	S Linwood Ave.	Garbage on Property	Mattress/box spring/ bulk waste on porch.	308.1	Open
11/16/2018	Noble Ave.	Garbage on Property	Garbage without cans, AC unit, paint cans. 10 days 12/3/2018	308.1 ; 188-4	Open
11/19/2018	E Steuben St.	Other	Construction trailers. 15 days.	214-94	Open
11/19/2018	Belvedere St.	Other	Backhoe parked in lot. 15 days to remove.	214-106	Open
11/20/2018	S Grandview Ave.	Other	Bed bug identified from property via owner. 3 days to commence work.	309.1	Open
11/20/2018	McMunn Ave.	Garbage on Property	Accumulation of junk/waste on property. 15 days 12/12/2018	302.8	Open
11/20/2018	Fountain St	Garbage on Property	Scattered trash. 11/28/2018 to comply.	308.1	Open

Code Enforcement Report October-November 2018

11/20/2018	Fountain St.	Gutters/Roof Drains	Roof in disrepair. 30 days to begin repair. 1-3-2018 to comply	304.7	Open
11/20/2018	Fountain St.	Property Maintenance	Siding missing in disrepair. 30 days to get work done. 1-3- 2018	304.6	Open

PUBLIC WORKS / PARKS OPERATIONS REPORT

Council Meeting

November 26, 2018

Crew report 10-22-18 to 11-24-18

- **One Call** - responses at various locations
- **Litter can maintenance**- Check and empty all cans weekly.
- **Rain /Wind Storm**- Remove debris resulting from heavy rain and high wind storms including clearing and removal of tree limbs branches. Clear /clean gutter and catch basin openings.
- **Compost Site**- Windrow Maintenance
- **Park Operations**- Winterize Park facilities
- **Snow Ice Control** - One event 2days. (Nov 15-16) 32 tons of material.
- **Leaf Collection**- 62 loads of leaves collected.
- **Facility Maintenance**- Furnace repair Community Center; plumbing repairs magistrates' office, Replace HVAC filters CBB.
- **Chipper Service**- Provided service at various locations.
- **Park Maintenance**- Cut all parks, Playground inspection re-rake mulch at heavy traffic areas.
- **Tree Pruning's/Removals**-Steuben, Broadhead, Oak Alley, Clearview Trail, REMOVALS-1934 Crafton Blvd.,1782 Barr, 1777 Barr, 1754 Barr,32 Bradford, 48 Bradford, 32 Dinsmore, 46 Dinsmore, 96 Dinsmore, 88 Woodlawn.
- **Military Banners**- Hang new military banners
- **Truck Repairs**-109- Tire rods, leaf vac.- new rubber for leaf box

Admin.

Pre-con meeting with Gateway and State Pipe, CCTV OM

Pre-con meeting with Gateway and Roto Rooter for line repairs.

Meet Borough Manger to discuss PW issues. Field inspections regarding one call, street openings; ordinance violations, construction projects.

Managing day to operations/administration for Public Works and Parks maintenance and repairs. Respond to constituent's request for information and service.

Order supplies and material. Routine Field investigations, routine paperwork.

Crafton Library Financial Report

October 2018

- Crafton Library has a cash balance of \$267K in the bank,
 - The cash is about 18 months of reserves at the current spending level.
- The YTD Operating Surplus is \$14K which is more than budget by \$6K and \$11K less than last year.
- Revenue is \$166K and is \$10K more than budget and \$1K more than last year.
 - Direct Contributions is \$19K and \$9K more than budget
 - Government Grants are \$136K and on budget.
 - Earned Revenue is \$10K and on budget
- Expenses are \$155K, which is \$1K more than budget and \$3K more than last year.
 - Personnel are \$91K and \$6K less than budget than budget and \$3K less than last year.
 - Operations are \$46K and the \$8K more than budget and \$6K more than last year in Contracted Services because of the addition shared services agreement for Jessica's salary is paid to Coraopolis as a Contracted Service.
 - Program and Collections are \$18K, which is \$1.5K less than budget and the same as last year. Collections are 11% of expenses.

Crafton Public Library Board Report October 2018

Priority		
Library Promotion	Social Media, Connecting with local PTA, Savvy Social	
Library Programs, Collection and Services	Focus on Halloween fundraising (Books & Boos) and children's programming with the Inquire Within kick-off party (Monster Mash).	
Library/Community Part.		
Library Human Resources	Began the search for a new Children's Librarian and Clerk	
Library Funding	Fundraising event	
Library Space		
Adult Programs and Events	Sessions	Attendance
Yoga	4	57
No Strings Attached - Fiction	1	5
Financial Fundamentals	1	1
Books & Boos	1	12
Blanket Brigade	1	3
MediConnect	1	8
Adult Total	9	86
Children's Programs and Events	Sessions	Attendance
Storytime	9	20
Precious Angels Storytime (Daycare)	2	36
Block Party	4	33
Hello Robo	1	22
American Girl Club	1	11
Children's Total	17	122
Family Programs and Events	Sessions	Attendance
Monster Mash (Inquire Within Kickoff event)	1	47
Technology Help	5	7
Fibromyalgia Support	1	1
Family Total	7	55
Total All Programs	33	263

Reference Stats	Reference	Directional
Total	168	160

Average question totals per week

Date	Reference	Directional/Non Reference
Monday	8	6
Tuesday	6	10
Wednesday	6	7
Thursday	8	3
Friday	4	6
Saturday	10	8

Director's Note: Increase in questions mostly attributed to better tracking.

