

BOROUGH OF CRAFTON
TREASURER'S REPORT
July 31, 2018

DEMAND DEPOSITS

Balance to General Fund	1,160,406.70	
Total Receipts	261,173.05	
Subtotal	1,421,579.75	
Total Disbursements	(329,882.37)	
General Fund		1,091,697.38
Payroll Account		5,537.00
Alcosan		6,318.42
Capital Projects Reserve Fund		97,040.22
Fire Equipment Fund		1,099.27
Road Tax Fund		724,377.73
Insurance Escrow		1.00
Med Saver		1,355.58
Crafton Celebrates		19,298.32
Planning Commission		700.00
Total Demand Deposits		1,947,424.92

INVESTMENTS


Pennsylvania Local Government Trust General Fund		1,062,490.28
Pennsylvania Local Government Trust Sewer Account		1,627,826.82
Pennsylvania Local Government Trust Highway Aid		200,494.46
PNC DB Trust Police Pension		4,581,202.05
PNC DB Trust Employee Pension		1,366,970.88
Total Investments		8,838,984.49

TOTAL DEMAND DEPOSITS AND INVESTMENT ACCOUNTS

10,786,409.41



Annette M. Lherbier, Treasurer



Jordan Tax Service, Inc.

102 Rahway Road • McMurray, PA 15317-3349

(412) 835-5243 • Fax (412) 835-5244

(724) 731-2300 • Fax (724) 731-2398

www.jordantax.com

Tax & Record
Services

Municipal

Business

Individual

August 7, 2018

Borough of Crafton
Robert Kaczorowski, Interim Manager
Municipal Building
100 Stotz Avenue
Pittsburgh, PA 15205

RE: Delinquent Earned Income & Net Profits Tax
Collection Summary Report
July, 2018

Detailed below are the Delinquent Earned Income Tax Collections remitted to the Borough for the Month of July, 2018:

<u>PERIOD</u>	<u>TAX</u>	<u>PEN & INT</u>	<u>MUNICIPAL SHARE (50.00%)</u>	
			<u>MONTH</u>	<u>YEAR TO DATE</u>
2011 and Prior	\$ 3,506.52	\$ 457.92	\$ 3,964.44	\$ 22,586.60
Add: Commissions	395.24	-	395.24	2,228.81
Refunds Issued	-	-	-	-
Net Collections	<u>\$ 3,901.76</u>	<u>\$ 457.92</u>	<u>\$ 4,359.68</u>	<u>\$ 24,815.41</u>

Amounts Transferred:

<u>Date</u>	<u>Reference</u>	<u>Amount</u>
07/31/18	Ck #1987	\$ 4,359.68

Total Transfers \$ 4,359.68

We have enclosed our invoice for services.

Very truly yours,
JORDAN TAX SERVICE, INC.

William R. Linnert, Jr.
WILLIAM R. LINNERT, JR.


BOROUGH OF CRAFTON
GENERAL FUND FINANCIAL REPORT

January 1, through July 31, 2018

	<u>Jan - Jul ...</u>	<u>Budget</u>	<u>\$ Over Bu...</u>	<u>% of ...</u>
Income				
310 · Act 511 Taxes				
310.21 · EIT - Current	241,669.90	556,500.00	-314,830.10	43.4%
310.22 · EIT - Prior	202,456.47	250,000.00	-47,543.53	81.0%
Total 310 · Act 511 Taxes	<u>444,126.37</u>	<u>806,500.00</u>	<u>-362,373.63</u>	<u>55.1%</u>
319 · Penalty/Interest				
319.12 · P/I EIT	993.95	1,000.00	-6.05	99.4%
Total 319 · Penalty/Interest	<u>993.95</u>	<u>1,000.00</u>	<u>-6.05</u>	<u>99.4%</u>
Total Income	<u>445,120.32</u>	<u>807,500.00</u>	<u>-362,379.68</u>	<u>55.1%</u>
Gross Profit	445,120.32	807,500.00	-362,379.68	55.1%
Expense				
403 · Tax Collection				
403.48 · Jordan-Act 32 SWTax District	8,525.91	15,000.00	-6,474.09	56.8%
Total 403 · Tax Collection	<u>8,525.91</u>	<u>15,000.00</u>	<u>-6,474.09</u>	<u>56.8%</u>
Total Expense	<u>8,525.91</u>	<u>15,000.00</u>	<u>-6,474.09</u>	<u>56.8%</u>
Net Income	<u><u>436,594.41</u></u>	<u><u>792,500.00</u></u>	<u><u>-355,905.59</u></u>	<u><u>55.1%</u></u>

CURRENT YEAR TO DATE DISTRIBUTIONS

	Resident Tax Amount	Non-Resident Tax Amount	Pen/Int Amount	Costs & Credits	Total Collections	Dist Year	Resident Tax Amount	Non-Resident Tax Amount	Pen/Int Amount	TCD Commission	Charges & Credits	Total Distribution
2012 Collections	36.84	0.00	798.32	0.00	835.16	2018	36.84	0.00	798.32	(15.04)	0.00	\$820.12
2013 Collections	(331.75)	0.00	209.01	0.00	(122.74)	2018	(331.75)	0.00	209.01	(1.14)	0.00	(\$123.88)
2014 Collections	252.03	0.00	134.01	0.00	386.04	2018	252.03	0.00	134.01	(8.01)	0.00	\$378.03
2014 Refunds	(73.50)	0.00	0.00	0.00	(73.50)	2018	(73.50)	0.00	0.00	0.00	0.00	(\$73.50)
2015 Collections	535.42	0.00	16.50	0.00	551.92	2018	535.42	0.00	16.50	(9.71)	0.00	\$542.21
2016 Collections	2,345.42	(31.29)	94.00	0.00	2,408.13	2018	2,345.42	(31.29)	94.00	(41.83)	0.00	\$2,366.30
2016 Refunds	(439.00)	0.00	0.00	0.00	(439.00)	2018	(439.00)	0.00	0.00	0.00	0.00	(\$439.00)
2017 Collections	229,086.26	1,033.05	16.20	0.00	230,135.51	2018	229,086.26	1,033.05	16.20	(4,119.48)	0.00	\$226,016.03
2017 Refunds	(32,942.50)	0.00	0.00	0.00	(32,942.50)	2018	(32,942.50)	0.00	0.00	0.00	0.00	(\$32,942.50)
2018 Collections	242,664.67	1,715.88	0.75	0.00	244,381.30	2018	242,664.67	1,715.88	0.75	(4,330.70)	0.00	\$240,050.60
Current Year To Date	441,133.89	2,717.64	1,268.79	0.00	445,120.32	2018	441,133.89	2,717.64	1,268.79	(8,525.91)	0.00	\$436,594.41



Jordan Tax Service, Inc.

102 Rahway Road • McMurray, PA 15317-3349
(412) 835-5243 • Fax (412) 835-5244
(724) 731-2300 • Fax (724) 731-2398
www.jordantax.com

Tax & Record
Services
Municipal
Business
Individual

August 7, 2018

Borough of Crafton
Robert Kaczorowski, Interim Manager
Municipal Building
100 Stotz Avenue
Pittsburgh, PA 15205

RE: Local Services Tax Collections
Collection Summary Report
July, 2018

Detailed below are the Local Services Tax Collections remitted to the Borough for the Collection Period of July 1, 2018 through July 31, 2018:

<u>PERIOD</u>	<u>TAX</u>	<u>PEN & INT</u>	<u>TOTAL COLLECTIONS</u>	<u>YEAR TO DATE</u>
2016 and Prior	\$ -	\$ -	\$ -	\$ 16.00
2017	-	-	-	12,314.26
2018	1,393.12	-	1,393.12	13,542.59
Total Collections	1,393.12	-	1,393.12	25,872.85
Refunds Issued	-	-	-	-
	<u>\$ 1,393.12</u>	<u>\$ -</u>		
Net Collections			<u>\$ 1,393.12</u>	<u>\$ 25,872.85</u>

Amounts Remitted:

<u>Date</u>	<u>Batch #</u>	<u>Amount</u>
07/03/18	13	\$ 489.62
07/18/18	14	156.02
07/23/18	15	437.47
07/26/18	16	310.01


Total Deposited

\$ 1,393.12

We have enclosed our invoice for services.

Very truly yours,
JORDAN TAX SERVICE, INC.

WILLIAM R. LINNERT, JR.



Jordan Tax Service, Inc.

102 Rahway Road • McMurray, PA 15317-3349

(412) 835-5243 • Fax (412) 835-5244

(724) 731-2300 • Fax (724) 731-2398

www.jordantax.com

Tax & Record
Services

Municipal

Business

Individual

August 7, 2018

Borough of Crafton
Robert Kaczorowski, Interim Manager
Municipal Building
100 Stotz Avenue
Pittsburgh, PA 15205

RE: Business Privilege Tax
Collection Summary Report
July, 2018

Detailed below are the Business Privilege Tax Collections remitted to the Borough for the Collection Period of July 1, 2018 through July 31, 2018:

<u>PERIOD</u>	<u>TAX</u>	<u>LICENSE</u>	<u>PEN & INT</u>	<u>TOTAL COLLECTIONS</u>	<u>YEAR TO DATE</u>
2016 and Prior	\$ 143.71	\$ 10.00	\$ 48.86	\$ 202.57	\$ 202.57
2017	470.87	20.00	110.67	601.54	919.28
2018	934.53	110.00	40.54	1,085.07	56,828.86
Total Collections	<u>1,549.11</u>	<u>140.00</u>	<u>200.07</u>	<u>1,889.18</u>	<u>57,950.71</u>
Refunds Issued	-	-	-	-	-
	<u>\$ 1,549.11</u>	<u>\$ 140.00</u>	<u>\$ 200.07</u>		
Net Collections				<u>\$ 1,889.18</u>	<u>\$ 57,950.71</u>

Amounts Deposited:

<u>Date</u>	<u>Batch #</u>	<u>Amount</u>
07/03/18	19	\$ 138.36
07/10/18	20	172.85
07/17/18	21	290.72
07/23/18	36/41/22	1,287.25
Total Deposited		<u>\$ 1,889.18</u>

We have enclosed our invoice for services.

Very truly yours,
JORDAN TAX SERVICE, INC.

WILLIAM R. LINNERT, JR.



Jordan Tax Service, Inc.

102 Rahway Road • McMurray, PA 15317-3349

(412) 835-5243 • Fax (412) 835-5244

(724) 731-2300 • Fax (724) 731-2398

www.jordantax.com

Tax & Record
Services

Municipal

Business

Individual

August 7, 2018

Borough of Crafton
Robert Kaczorowski, Interim Manager
Municipal Building
100 Stotz Avenue
Pittsburgh, PA 15205

RE: Mercantile Tax
Collection Summary Report
June thru July, 2018

Detailed below are the Mercantile Tax Collections remitted to the Borough for the Collection Period of June 1, 2018 through July 31, 2018:

<u>PERIOD</u>	<u>TAX</u>	<u>PEN & INT</u>	<u>TOTAL COLLECTIONS</u>	<u>YEAR TO DATE</u>
2016 and Prior	\$ -	\$ -	\$ -	\$ -
2017	-	-	-	27,091.13
2018	2,739.09	-	2,739.09	27,667.17
	<u>\$ 2,739.09</u>	<u>\$ -</u>		
Total Collections			<u>\$ 2,739.09</u>	<u>\$ 54,758.30</u>

Amounts Deposited:


<u>Date</u>	<u>Batch #</u>	<u>Amount</u>
07/03/18	08	\$ 26.42
07/10/18	09	193.28
07/17/18	10	19.56
07/23/18	11	1,704.04
07/25/18	12	795.79

Total Deposited \$ 2,739.09

We have enclosed our invoice for services.

Very truly yours,
JORDAN TAX SERVICE, INC.

WILLIAM R. LINNERT, JR.



Jordan Tax Service, Inc.

102 Rahway Road • McMurray, PA 15317-3349

(412) 835-5243 • Fax (412) 835-5244

(724) 731-2300 • Fax (724) 731-2398

www.jordantax.com

Tax & Record
Services
Municipal
Business
Individual

August 7, 2018

Borough of Crafton
Robert Kaczorowski, Interim Manager
Municipal Building
100 Stotz Avenue
Pittsburgh, PA 15205

RE: Trash Removal
Collection Summary Report
July, 2018

Detailed below are the 2018 Trash Removal Collections remitted to the Borough for the Month of July, 2018:

	<u>BILLING FEE</u>	<u>GARBAGE</u>	<u>TOTAL CURRENT PERIOD</u>	<u>YEAR TO DATE</u>
FACE TAX	\$ 60.00	\$ 10,219.64	\$ 10,279.64	\$ 464,138.65
Less: Discount	-	-	-	(17,751.10)
Plus: Penalty	-	327.00	327.00	2,297.52
Total Collections	\$ 60.00	\$ 10,546.64	\$ 10,606.64	\$ 448,685.07


Amounts Deposited:

<u>Date</u>	<u>Batch #</u>	<u>Amount</u>
07/06/18	19	\$ 10,606.64
Total		10,606.64
Less: Refunds		-
Total Deposits		\$ 10,606.64

	<u>BILLING</u>	<u>GARBAGE</u>	<u>YEAR-TO-DATE</u>
FACE BALANCE 02/01/2018	\$ 9,865.00	\$ 567,672.00	\$ 577,537.00
Add: Additions	-	-	-
Less: Deletions	-	-	-
ADJUSTED FACE BALANCE	9,865.00	567,672.00	577,537.00
Less: Total Collections	(8,305.00)	(455,833.65)	(464,138.65)
Less: Turned Over to Delinquent	-	-	-
FACE BALANCE 7/31/2018	\$ 1,560.00	\$ 111,838.35	\$ 113,398.35

Very truly yours,
JORDAN TAX SERVICE, INC.

William R. Linnert, Jr.
WILLIAM R. LINNERT, JR.



Jordan Tax Service, Inc.

102 Rahway Road • McMurray, PA 15317-3349

(412) 835-5243 • Fax (412) 835-5244

(724) 731-2300 • Fax (724) 731-2398

www.jordantax.com

**Tax & Record
Services**

**Municipal
Business
Individual**

August 7, 2018

Borough of Crafton
Robert Kaczorowski, Interim Manager
Municipal Building
100 Stotz Avenue
Pittsburgh, PA 15205

RE: Real Estate Taxes
Collection Summary Report
July, 2018

Detailed below are the 2018 Real Estate Tax Collections deposited to the Borough account for the Month of July, 2018:

	CURRENT PERIOD			YEAR TO DATE
	REAL ESTATE	ROAD	TOTAL	
FACE TAX	\$ 79,804.18	\$ 43,429.34	\$ 123,233.52	\$ 1,831,708.67
Less: Discount	(7.02)	(2.37)	(9.39)	(33,206.19)
Plus: Penalty	779.14	263.56	1,042.70	1,082.18
Total Collections	\$ 80,576.30	\$ 43,690.53	\$ 124,266.83	\$ 1,799,584.66

Amounts Deposited:

Date	Batch #	Amount
07/09/18	19	\$ 97,639.82
07/16/18	20	14,218.36
07/16/18	NSF-Rogers	(254.63)
07/20/18	21	7,115.68
07/23/18	22	5,547.60
Total Deposits		124,266.83
Less: Refunds:		-
Net Collections		\$ 124,266.83

	2017	2017	2018	2018	TOTAL
	REAL ESTATE	ROAD	REAL ESTATE	ROAD	
FACE BALANCE 3/1/2018	\$ 4,712.10	\$ 1,595.60	\$ -	\$ -	\$ 6,307.70
Add: Billing 3/1/2018	-	-	1,497,104.89	506,955.62	2,004,060.51
Add: Additions	-	-	1,288.23	-	1,288.23
Less: Exonerations	-	-	(1.70)	-	(1.70)
ADJUSTED FACE BALANCE	4,712.10	1,595.60	1,498,391.42	506,955.62	2,011,654.74
Less: Total Collections	(481.95)	(163.20)	(1,348,876.17)	(482,187.35)	(1,831,708.67)
Less: Turned Over to Delinquent	-	-	-	-	-
FACE BALANCE 7/31/2018	\$ 4,230.15	\$ 1,432.40	\$ 149,515.25	\$ 24,768.27	\$ 179,946.07

Very truly yours,
JORDAN TAX SERVICE, INC.

William R. Linnert, Jr.
WILLIAM R. LINNERT, JR.

Tax Collector's Monthly Report to Taxing Districts

For the Month of JULY 2018
 BOROUGH OF CRAFTON Taxing District

	Real Estate	Road	Prior Years Real Estate	Prior Years Road
A. Collections				
1. Balance Collectable-Beginning of Month	229,319.43	68,197.61	4,230.15	1,432.40
2A. Additions: During the Month(*)				
2B. Deductions: Credits During the Month - (from line 17)				
3. Total Collectable	229,319.43	68,197.61	4,230.15	1,432.40
4. Less: Face Collections for the Month	79,804.18	43,429.34	0.00	0.00
5. Less: Deletions from the List (Gentrifications)				
6. Less: Exonerations (*)				
7. Less: Liens/Non-Lienable Installments(*)				
8. Balance Collectable - End of Month	149,515.25	24,768.27	4,230.15	1,432.40
B. Reconciliation of Cash Collected				
9. Face Amount of Collections - (must agree with line 4)	79,804.18	43,429.34	0.00	0.00
10. Plus: Penalties	779.14	263.56	0.00	0.00
11. Less: Discounts	7.02	2.37	0.00	0.00
12. Total Cash Collected per Column	80,576.30	43,690.53	0.00	0.00
13. Total Cash Collected				124,266.83
C. Payment of Taxes				
14. Amount Remitted During the Month (*)				TOTAL ALL TAXES
Date	Transaction #	Amount		
7/9/2018	19	97,639.82		
7/16/2018	20	14,218.36		
7/16/2018	NSF- Rogers	(254.63)		
7/20/2018	21	7,115.68		
7/23/2018	22	5,547.60		
		Total	\$	124,266.83
15. Amount paid with this Report Applicable to this Reporting Month				
15. Total Remitted This Month			\$	124,266.83
17. List Other Credit Adjustments (*)				
Parcel #	Name	Amount		
	Total			
18. Interest Earnings (if applicable)				
Taxing District Use (Optional)				
Carryover from Previous Month	\$			
Amount Collected This Month	\$			
Less Amount Paid This Month	\$			
Ending Balance	\$			

18. Interest Earnings (if applicable) \$ 0.00
 Taxing District Use (Optional) \$ 0.00
 Carryover from Previous Month \$ 0.00
 Amount Collected This Month \$ 0.00
 Less Amount Paid This Month \$ 0.00
 Ending Balance \$ 0.00

**+ Prior Yr. Collection: 8/6/18
 I verify this is a complete and accurate reporting of the balance collectable, taxes collected remitted for the month. Agent Acting on behalf of the Tax Collector Date
William R. Farrant, Collector

Received by (taxing district) Chaima Adams, Tiler Fox Gilton Date 8/16/18
 I acknowledge the receipt of this report.

JORDAN TAX SERVICE, INC.
102 RAHWAY ROAD
MCMURRAY, PA 15317-3349
(724) 731-2300

August 9, 2018

Borough of Crafton
 Robert Kaczorowski, Interim Manager
 Municipal Building
 100 Stotz Avenue
 Pittsburgh, PA 15205

Gentlemen:

We are forwarding herewith counterfoils for delinquent taxes and municipal claims collected and satisfied since date of our last report. We are also forwarding deposit slips as summarized below and the Prothonotary's receipts for satisfaction costs advanced by our office.

DELINQUENT TAXES:

Receipts: #13337-13371

	Face Tax	Penalty	Interest	Costs	TOTAL
Prior	6,737.72	536.81	732.46	348.09	8,355.08
2017	8,470.53	807.10	225.75	740.52	10,243.90
Record/Sheriff Sale Costs					418.64
Commission Collected					913.19

MUNICIPAL CLAIMS: "Trash"

Receipts: #1772-1784

	Face Tax	Penalty	Interest	Costs	Comm	TOTAL
Commission Collected	2,840.69	288.70	-	44.00	-	3,173.39
						158.68

MUNICIPAL CLAIMS: "Trash"

Receipts: #4041-4042, 4044, 4046, 4048-4050, 4052-4053, 4056, 4058-4063

	Face Tax	Penalty	Interest	Costs	Comm	TOTAL
*	2,540.66	203.04	617.18	733.00	-	4,093.88
Record/Sheriff Sale Costs						980.40
Commission Collected						261.48

MUNICIPAL CLAIMS: "Sewage"

Receipts: #4040, 4043, 4047, 4051, 4054-4055, 4057

	Face Tax	Penalty	Interest	Costs	Comm	TOTAL
Commission Collected	1,329.18	43.88	124.18	281.50	-	1,778.74
						109.88

MUNICIPAL CLAIMS: "Sewer Assessment"

Receipts: #4045

	Face Tax	Penalty	Interest	Costs	Comm	TOTAL
*	-	-	20.73	-	-	20.73
Commission Collected						2.07

Total Collections, Taxes and Claims:

Taxes	\$ 19,930.81	Ck. #1389	\$ 30,510.06
Trash	\$ 8,667.83	Ck. #1390	
Sewage	\$ 1,888.62	Ck. #1392	
Sewer Assessment	\$ 22.80	Ck. #1393	

Deposits Per Enclosed Receipts:


DATE	AMOUNT	DATE	AMOUNT	DATE	AMOUNT
07/06/18	2,648.41	07/10/18	64.60	07/30/18	434.62
07/09/18	385.00	07/19/18	95.00	07/30/18	2,331.36
07/09/18	2,224.73	07/23/18	251.66	07/30/18	2,926.35
07/10/18	1,498.04	07/27/18	202.20	07/31/18	56.54
07/10/18	1,533.83	07/27/18	653.28	07/31/18	108.41
07/10/18	2,244.00	07/27/18	12,105.90	08/01/18	746.13

Total Deposits

30,510.06

*Partial Payments Not Yet Applied **\$814.06**

JORDAN TAX SERVICE, INC.


 William R. Linnert, Jr.

BOROUGH OF CRAFTON GENERAL FUND FINANCIAL REPORT

January 1, through July 31, 2018

	Jan - Jul 18	Budget	\$ Over Bud...	% of ...
Income				
301 · Real Estate Taxes				
301.10 · Real Estate - Current	1,336,524.55	1,390,000.00	-53,475.45	96.2%
301.20 · R.E. Tax - Prior Year	187.11	5,000.00	-4,812.89	3.7%
301.30 · Road Tax Interfund Trf	44,950.23	0.00	44,950.23	100.0%
301.35 · Road - Pen / Interest-Transfer	410.47	0.00	410.47	100.0%
301.50 · R.E. Tax - Delinq.-Leined	36,681.45	55,000.00	-18,318.55	66.7%
Total 301 · Real Estate Taxes	1,418,753.81	1,450,000.00	-31,246.19	97.8%
310 · Act 511 Taxes				
310.10 · Real Estate Transfer	34,367.44	58,000.00	-23,632.56	59.3%
310.21 · EIT - Current	244,381.30	556,500.00	-312,118.70	43.9%
310.22 · EIT - Prior	199,745.07	250,000.00	-50,254.93	79.9%
310.23 · Delinquent	23,049.47	50,000.00	-26,950.53	46.1%
310.31 · Mercantile - Current	54,757.37	100,000.00	-45,242.63	54.8%
310.36 · Business Priviledge - Current	55,591.95	60,000.00	-4,408.05	92.7%
310.51 · LST-OccTaX - Current	25,872.46	45,000.00	-19,127.54	57.5%
Total 310 · Act 511 Taxes	637,765.06	1,119,500.00	-481,734.94	57.0%
319 · Penalty/Interest				
319.01 · P/I Real Estate Taxes	1,422.12	5,000.00	-3,577.88	28.4%
319.02 · P/I - R/E Taxes - Delinq.	19,747.11	25,000.00	-5,252.89	79.0%
319.12 · P/I EIT	993.95	1,000.00	-6.05	99.4%
319.122 · P/I EIT - Delinq.	1,342.49	5,000.00	-3,657.51	26.8%
319.13 · P/I Mercantile	0.93	500.00	-499.07	0.2%
319.15 · P/I LST- OPT	0.39			
319.18 · P/I Business Priviledge	278.76	500.00	-221.24	55.8%
319.20 · Magistrate/Other	57.00	500.00	-443.00	11.4%
319.30 · P/I - Garbage Collection	2,473.90	2,000.00	473.90	123.7%
319.302 · P/I - Garbage - Delinq.	12,112.51	15,000.00	-2,887.49	80.8%
Total 319 · Penalty/Interest	38,429.16	54,500.00	-16,070.84	70.5%
321 · Licenses & Permits				
321.61 · Soliciting Permits	830.00	250.00	580.00	332.0%
321.75 · Mechanical Devices	4,800.00	4,000.00	800.00	120.0%
321.80 · Cable Franchise Fees	53,594.67	112,000.00	-58,405.33	47.9%
321.90 · Business Licenses	2,100.00	2,500.00	-400.00	84.0%
322.80 · Street Openings	11,161.00	8,000.00	3,161.00	139.5%
322.81 · Pole Permits	70.00	0.00	70.00	100.0%
322.83 · Truck Parking Permits	10.00	100.00	-90.00	10.0%
Total 321 · Licenses & Permits	72,565.67	126,850.00	-54,284.33	57.2%
331 · Fines & Forfeits				
331.13 · Fines-Magistrate/County	17,441.46	40,000.00	-22,558.54	43.6%
331.14 · M/Veh Violations/State Police	2,207.76	4,000.00	-1,792.24	55.2%
Total 331 · Fines & Forfeits	19,649.22	44,000.00	-24,350.78	44.7%
341 · Interest Earnings				
341.01 · Income on Investments	9,811.85	1,500.00	8,311.85	654.1%
342.00 · Rental Income	15,201.83	25,000.00	-9,798.17	60.8%
Total 341 · Interest Earnings	25,013.68	26,500.00	-1,486.32	94.4%
354 · Grant Proceeds				
354.15 · Act 101 Recycling Grant	10,156.00	4,000.00	6,156.00	253.9%
354.20 · Miscellaneous Grants	0.00	1,000.00	-1,000.00	0.0%
Total 354 · Grant Proceeds	10,156.00	5,000.00	5,156.00	203.1%
355 · State Entitlements				
355.01 · PURTA	0.00	3,000.00	-3,000.00	0.0%
355.04 · Liquor Licenses	0.00	1,000.00	-1,000.00	0.0%
355.05 · Pension State Aid	0.00	115,000.00	-115,000.00	0.0%
355.07 · Foreign Fire Fund	0.00	29,000.00	-29,000.00	0.0%
355.09 · Act 13 Impact Fee	1,002.63	700.00	302.63	143.2%
357.01 · 1% Sales Tax	125,752.47	220,000.00	-94,247.53	57.2%
Total 355 · State Entitlements	126,755.10	368,700.00	-241,944.90	34.4%

BOROUGH OF CRAFTON GENERAL FUND FINANCIAL REPORT

January 1, through July 31, 2018

	Jan - Jul 18	Budget	\$ Over Bud...	% of ...
358 · Intergov. Contract Services				
358.10 · Police Services-Thornburg	55,678.35	95,000.00	-39,321.65	58.6%
358.11 · Fire Protection Services	4,958.38	8,500.00	-3,541.62	58.3%
Total 358 · Intergov. Contract Services	60,636.73	103,500.00	-42,863.27	58.6%
360 · Charges For Service				
361.00 · Jordan-Trash Billing Fee	8,265.00	8,000.00	265.00	103.3%
361.34 · Zoning Hearing Board Fees	0.00	1,000.00	-1,000.00	0.0%
361.70 · Police Application Fees	700.00	1,000.00	-300.00	70.0%
362.11 · Sale of Accident Reports	855.00	1,500.00	-645.00	57.0%
362.141 · Crossing Guard Reimb.	29,150.26	45,000.00	-15,849.74	64.8%
362.41 · Bldg./Elec. Permit Fees	7,675.75	10,000.00	-2,324.25	76.8%
362.48 · Rental Inspection Fee	4,145.00	4,500.00	-355.00	92.1%
362.50 · Zoning Use Permits	2,540.00	4,000.00	-1,460.00	63.5%
362.51 · Occupancy Permits	3,705.00	6,500.00	-2,795.00	57.0%
362.55 · Other Permits Code Enforce	560.00	500.00	60.00	112.0%
363.51 · PennDot Snow Removal	416.78	7,000.00	-6,583.22	6.0%
Total 360 · Charges For Service	58,012.79	89,000.00	-30,987.21	65.2%
364 · Sanitation - Garbage Collection				
364.30 · Current Garbage Collection Fee	443,522.77	485,000.00	-41,477.23	91.4%
364.35 · Garbage Collection - Delinq.	51,133.28	50,000.00	1,133.28	102.3%
Total 364 · Sanitation - Garbage Collection	494,656.05	535,000.00	-40,343.95	92.5%
367 · Recreation Fees				
367.10 · Minature Golf Pay to Play	135.00	100.00	35.00	135.0%
367.20 · Pool Passes	29,946.00	31,000.00	-1,054.00	96.6%
367.21 · Pool General Admission	41,047.86	40,000.00	1,047.86	102.6%
367.22 · Swimming Lessons	4,221.00	3,500.00	721.00	120.6%
367.23 · Pool/Mini Golf Rentals	4,800.00	4,500.00	300.00	106.7%
367.24 · AquaRobics	476.00	200.00	276.00	238.0%
367.25 · Chair Rentals-Locks	908.00	1,000.00	-92.00	90.8%
367.30 · Sale of Wood Chips/Compost	0.00	100.00	-100.00	0.0%
367.40 · Pool Concessions	20,737.59	23,000.00	-2,262.41	90.2%
367.41 · Community Center Rentals	2,240.00	2,000.00	240.00	112.0%
367.42 · Park Shelter Rentals	3,275.00	4,000.00	-725.00	81.9%
367.50 · Senior Dinner-Fees	1,595.52	2,000.00	-404.48	79.8%
367.52 · Fundraising-Recreation	0.00	1,500.00	-1,500.00	0.0%
Total 367 · Recreation Fees	109,381.97	112,900.00	-3,518.03	96.9%
380 · Misc. Revenues				
380.01 · Refunds on Current Expenditures	215.00	1,000.00	-785.00	21.5%
380.02 · Other	6,727.76	1,000.00	5,727.76	672.8%
380.03 · Insurance Dividends	46,016.90	35,000.00	11,016.90	131.5%
380.05 · Drug Task Force OT	1,494.03	5,000.00	-3,505.97	29.9%
380.12 · Reimbursed-P/D Overtime Details	7,921.72	0.00	7,921.72	100.0%
380.50 · Military Banner Receipts	2,120.00	2,000.00	120.00	106.0%
Total 380 · Misc. Revenues	64,495.41	44,000.00	20,495.41	146.6%
388 · Fiduciary Funds				
388.01 · Police Pension Contribution	23,897.28	35,000.00	-11,102.72	68.3%
Total 388 · Fiduciary Funds	23,897.28	35,000.00	-11,102.72	68.3%
390 · Other Financing Sources				
391.20 · Compensation of Fixed Assets	6,813.74	5,000.00	1,813.74	136.3%
Total 390 · Other Financing Sources	6,813.74	5,000.00	1,813.74	136.3%
392 · Interfund Transfers				
392.85 · Trf From Highway Aid	177,609.46	174,000.00	3,609.46	102.1%
Total 392 · Interfund Transfers	177,609.46	174,000.00	3,609.46	102.1%

BOROUGH OF CRAFTON GENERAL FUND FINANCIAL REPORT

January 1, through July 31, 2018

	Jan - Jul 18	Budget	\$ Over Bud...	% of ...
395 · Refunds of Prior Years				
399.00 · Sinking Fund Carryover	0.00	111,050.00	-111,050.00	0.0%
Total 395 · Refunds of Prior Years	0.00	111,050.00	-111,050.00	0.0%
Total Income	3,344,591.13	4,404,500.00	-1,059,908.87	75.9%
Gross Profit	3,344,591.13	4,404,500.00	-1,059,908.87	75.9%
Expense				
400 · Borough Administration				
400.11 · Salary of Council	4,900.00	8,400.00	-3,500.00	58.3%
400.14 · Clerical - Full Time	22,458.38	38,500.00	-16,041.62	58.3%
400.154 · Health & Accident & STD	504.05	900.00	-395.95	56.0%
400.156 · Hospitalization	32,175.18	58,000.00	-25,824.82	55.5%
400.161 · Social Security	8,497.96	13,000.00	-4,502.04	65.4%
400.162 · Unemployment Compensation	919.12	1,000.00	-80.88	91.9%
400.163 · FSA	286.26	1,500.00	-1,213.74	19.1%
400.164 · HRA	1,184.08	3,000.00	-1,815.92	39.5%
400.21 · Office Supplies/Postage	2,463.48	4,000.00	-1,536.52	61.6%
400.22 · Newsletter-Printing/Postage	0.00	1,000.00	-1,000.00	0.0%
400.26 · Minor Equipment	2,234.44	500.00	1,734.44	446.9%
400.30 · Computer HW/SW Maint	14.98	1,000.00	-985.02	1.5%
400.32 · Communications	3,143.52	4,500.00	-1,356.48	69.9%
400.33 · Travel Expense	0.00	500.00	-500.00	0.0%
400.34 · Advertising	3,514.90	2,500.00	1,014.90	140.6%
400.35 · Bonds	1,502.00	1,000.00	502.00	150.2%
400.354 · Worker's Compensation	253.40	1,000.00	-746.60	25.3%
400.356 · Drug & Alcohol Testing	0.00	500.00	-500.00	0.0%
400.37 · Maint. & Repairs Equipment	4,300.07	3,500.00	800.07	122.9%
400.38 · Postage Meter Rental	432.00	750.00	-318.00	57.6%
400.39 · Equipmt. Lease - Copier	4,886.00	8,000.00	-3,114.00	61.1%
400.42 · Council Meeting Expenses	2,099.49	500.00	1,599.49	419.9%
400.43 · Subscriptions-Dues	1,305.00	1,000.00	305.00	130.5%
400.45 · Payroll Contract	4,223.43	6,500.00	-2,276.57	65.0%
400.74 · Major Equipment	1,460.12	1,000.00	460.12	146.0%
401.11 · Mayor - Salary	1,050.00	1,800.00	-750.00	58.3%
401.42 · Mayor - Membership Dues/Seminars	0.00	200.00	-200.00	0.0%
402.11 · Auditing - Professional Auditor	12,071.25	12,500.00	-428.75	96.6%
402.12 · Salary - Treasurer	1,750.00	2,700.00	-950.00	64.8%
404.31 · Solicitor Expenses	23,442.53	50,000.00	-26,557.47	46.9%
404.32 · Legal-Litigation	1,103.50	1,000.00	103.50	110.4%
404.332 · Labor Counsel	0.00	1,000.00	-1,000.00	0.0%
405.12 · Salary - Admin. Assistant	24,208.38	41,500.00	-17,291.62	58.3%
405.13 · Salary - Manager	59,938.67	90,500.00	-30,561.33	66.2%
406.46 · Training Seminars	5,643.00	5,000.00	643.00	112.9%
407.32 · IT Expenses	3,368.86	5,000.00	-1,631.14	67.4%
408.31 · Engineer Retainer	600.00	1,200.00	-600.00	50.0%
Total 400 · Borough Administration	235,934.05	374,450.00	-138,515.95	63.0%
403 · Tax Collection				
403.11 · Salary - Property Tax Collector	280.00	500.00	-220.00	56.0%
403.351 · Bonds - Prop.Tax Collector	544.00	400.00	144.00	136.0%
403.46 · Jordan-Liens-Revivals-SherSales	960.00	15,000.00	-14,040.00	6.4%
403.461 · Jordan Tax - TCF Fees	13,699.72	18,000.00	-4,300.28	76.1%
403.462 · Jordan Tax - R/E Tax Collec Fee	0.00	7,500.00	-7,500.00	0.0%
403.463 · Jordan Tax-Prior R/E Tax Fee	5,145.25	15,000.00	-9,854.75	34.3%
403.47 · Jordan Act 511 Fees	5,452.93	10,000.00	-4,547.07	54.5%
403.48 · Jordan-Act 32 SWTax District	8,525.91	15,000.00	-6,474.09	56.8%
403.76 · Rad Tax Payment	163.11	1,500.00	-1,336.89	10.9%
491.02 · RE Tax Refund - Prior	1,450.90	2,000.00	-549.10	72.5%
491.03 · Refunds - LST	134.00	500.00	-366.00	26.8%
491.06 · Refunds - Trash Collection	0.00	500.00	-500.00	0.0%
Total 403 · Tax Collection	36,355.82	85,900.00	-49,544.18	42.3%

BOROUGH OF CRAFTON GENERAL FUND FINANCIAL REPORT

January 1, through July 31, 2018

	Jan - Jul 18	Budget	\$ Over Bud...	% of ...
409 · Municipal Properties				
409.21 · Maintenance Supplies	1,306.06	1,500.00	-193.94	87.1%
409.22 · Supplies District Court	0.00	500.00	-500.00	0.0%
409.36 · Utilities	14,722.82	21,000.00	-6,277.18	70.1%
409.361 · Utilities - District Magistrate	3,722.32	6,000.00	-2,277.68	62.0%
409.37 · Repairs/Maintenance	17,555.44	15,000.00	2,555.44	117.0%
409.371 · Repairs/Maint- Dist. Magistrate	734.47	1,000.00	-265.53	73.4%
409.45 · Contracts - Custodian/Mats	6,443.38	9,000.00	-2,556.62	71.6%
409.50 · Municipal Prop. Misc.	494.10	1,500.00	-1,005.90	32.9%
409.71 · Cap Improvements - Dist. Magist	0.00	1,000.00	-1,000.00	0.0%
409.76 · Refunds - Community Center	0.00	100.00	-100.00	0.0%
Total 409 · Municipal Properties	44,978.59	56,600.00	-11,621.41	79.5%
410 · Police Services				
410.12 · Salaries - Police Officers	369,270.75	633,000.00	-263,729.25	58.3%
410.121 · Salary - Chief	55,125.00	94,500.00	-39,375.00	58.3%
410.13 · Longevity - Police	1,750.00	4,500.00	-2,750.00	38.9%
410.14 · Salary - Police Secretary	19,296.00	34,500.00	-15,204.00	55.9%
410.154 · Health & Accident & STD	2,271.15	4,000.00	-1,728.85	56.8%
410.156 · Hospitalization	70,411.67	125,000.00	-54,588.33	56.3%
410.161 · Social Security	42,149.04	71,000.00	-28,850.96	59.4%
410.162 · Unemployment Compensation	4,923.21	8,000.00	-3,076.79	61.5%
410.163 · FSA	2,205.79	4,500.00	-2,294.21	49.0%
410.164 · HRA	4,300.79	6,000.00	-1,699.21	71.7%
410.18 · Wages - Crossing Guards	45,129.30	84,000.00	-38,870.70	53.7%
410.181 · Wages - Jail Guards	260.00	1,000.00	-740.00	26.0%
410.19 · O.T. Police (see 380.12 Reimb.)	12,409.28	20,000.00	-7,590.72	62.0%
410.191 · Court /School - Reimb Expenses	1,368.00	2,000.00	-632.00	68.4%
410.192 · Court Overtime	36,308.51	45,000.00	-8,691.49	80.7%
410.193 · DANET O.T. (See 380.05 offset)	1,924.92	5,000.00	-3,075.08	38.5%
410.21 · Office Supplies/Postage	1,289.48	3,000.00	-1,710.52	43.0%
410.22 · Ammunition	0.00	1,500.00	-1,500.00	0.0%
410.23 · Uniform Allowance	5,450.92	7,700.00	-2,249.08	70.8%
410.232 · Uniform Allowance - Crossing Gu	82.00	1,000.00	-918.00	8.2%
410.24 · Fuel Expense	5,965.55	13,000.00	-7,034.45	45.9%
410.25 · Maintenance Equip.-Supplies	99.79	3,500.00	-3,400.21	2.9%
410.26 · Minor Equipment	556.93	10,000.00	-9,443.07	5.6%
410.32 · Communications	5,960.20	11,000.00	-5,039.80	54.2%
410.321 · IT Expense	2,332.00	5,000.00	-2,668.00	46.6%
410.354 · Worker's Compensation	18,872.00	42,000.00	-23,128.00	44.9%
410.355 · Worker's Comp.-School Guards	2,864.40	6,500.00	-3,635.60	44.1%
410.37 · Vehicle Maintenance	4,966.82	8,000.00	-3,033.18	62.1%
410.42 · Dues Police Chief	802.00	900.00	-98.00	89.1%
410.421 · Dues - Police Officers	0.00	700.00	-700.00	0.0%
410.45 · Animal Control	2,100.00	4,800.00	-2,700.00	43.8%
410.53 · Civil Service Commission	2,833.13	4,000.00	-1,166.87	70.8%
410.74 · Capital Outlay	0.00	33,000.00	-33,000.00	0.0%
410.75 · Training - Police Officers	2,966.00	8,000.00	-5,034.00	37.1%
410.751 · Training - Police Chief	50.00	1,000.00	-950.00	5.0%
410.76 · Computer Expense	3,893.45	5,000.00	-1,106.55	77.9%
410.77 · Video Recording Devices	0.00	8,000.00	-8,000.00	0.0%
Total 410 · Police Services	730,188.08	1,319,600.00	-589,411.92	55.3%

BOROUGH OF CRAFTON GENERAL FUND FINANCIAL REPORT

January 1, through July 31, 2018

	Jan - Jul 18	Budget	\$ Over Bud...	% of ...
411 · Fire Protection				
411.10 · Physicals-Annual CVFD	68.00	6,000.00	-5,932.00	1.1%
411.22 · Operating Supplies	1,972.37	2,500.00	-527.63	78.9%
411.23 · Minor Equip. Repair	4,290.41	5,000.00	-709.59	85.8%
411.231 · Minor Equip. Purchase	1,852.42	5,000.00	-3,147.58	37.0%
411.24 · Fuel, Oil	2,947.78	4,500.00	-1,552.22	65.5%
411.32 · Communications	5,424.40	5,000.00	424.40	108.5%
411.354 · Worker's Compensation	10,328.00	18,000.00	-7,672.00	57.4%
411.37 · Vehicle Maintenance	4,537.37	10,000.00	-5,462.63	45.4%
411.38 · Hydrant Rental	13,985.17	24,000.00	-10,014.83	58.3%
411.45 · Equip. Inspection & Testing	820.00	8,000.00	-7,180.00	10.3%
411.53 · Annual Contribution	23,333.31	40,000.00	-16,666.69	58.3%
411.70 · Major Equipment	4,408.00	20,000.00	-15,592.00	22.0%
411.90 · Trf to Major Equipment Fund	37,400.00	37,400.00	0.00	100.0%
411.901 · Trf to Minor Equipment Fund	0.00	22,000.00	-22,000.00	0.0%
Total 411 · Fire Protection	111,367.23	207,400.00	-96,032.77	53.7%
413 · Building Inspection				
413.12 · Salary - Fire Marshal	0.00	500.00	-500.00	0.0%
413.13 · Salary - Ordinance Officer	3,208.80	5,000.00	-1,791.20	64.2%
413.14 · Zoning inspections	5,439.10	9,000.00	-3,560.90	60.4%
413.15 · Training & Education	1,418.50	1,000.00	418.50	141.9%
413.161 · Social Security	245.42	500.00	-254.58	49.1%
413.162 · Unemployment Compensation	39.19	250.00	-210.81	15.7%
413.21 · Office Supplies	227.73	200.00	27.73	113.9%
413.24 · Fuel	350.20	500.00	-149.80	70.0%
413.32 · Communic/Internet - Ord. Offcr	1,951.42	1,500.00	451.42	130.1%
413.354 · Worker's Compensation	5.25	500.00	-494.75	1.1%
413.37 · Vehicle Repairs	525.92	1,500.00	-974.08	35.1%
413.45 · Demolition-Blight Props	23,216.97	25,000.00	-1,783.03	92.9%
413.47 · Bldg Permit DCED	80.00	200.00	-120.00	40.0%
414.12 · Bldg Permit-Inspection Fees	5,523.00	12,000.00	-6,477.00	46.0%
414.14 · ZHB - Court Reporter/Sec'y	0.00	500.00	-500.00	0.0%
414.21 · ZHB Office-Adv-Postage	0.00	250.00	-250.00	0.0%
414.31 · ZHB Legal Services	0.00	2,000.00	-2,000.00	0.0%
414.46 · Recodify Boro Ordinances	1,195.00	1,500.00	-305.00	79.7%
Total 413 · Building Inspection	43,426.50	61,900.00	-18,473.50	70.2%
427 · Refuse - Recycling Removal				
427.10 · Garbage Contract	266,337.75	458,000.00	-191,662.25	58.2%
427.12 · Recycling Contract	42,650.65	75,000.00	-32,349.35	56.9%
Total 427 · Refuse - Recycling Removal	308,988.40	533,000.00	-224,011.60	58.0%
430 · Public Works Department				
430.10 · Salary - P/W Supervisor	41,125.00	70,500.00	-29,375.00	58.3%
430.14 · Salaries - Full Time Employees	178,726.56	311,000.00	-132,273.44	57.5%
430.15 · Wages - Reg. Overtime Pay	6,081.93	3,000.00	3,081.93	202.7%
430.154 · Health & Accident & STD	1,499.05	2,500.00	-1,000.95	60.0%
430.156 · Hospitalization	55,910.12	103,000.00	-47,089.88	54.3%
430.16 · Wages - Part Time	0.00	1,000.00	-1,000.00	0.0%
430.161 · Social Security	19,170.08	27,000.00	-7,829.92	71.0%
430.162 · Unemployment Compensation	2,182.92	3,000.00	-817.08	72.8%
430.163 · FSA	1,400.96	3,000.00	-1,599.04	46.7%
430.164 · HRA	2,117.02	5,500.00	-3,382.98	38.5%
430.18 · Wages - Seasonal Employment	16,986.50	27,000.00	-10,013.50	62.9%
430.21 · Public Works - Misc. Supplies	1,454.50	2,000.00	-545.50	72.7%
430.23 · Uniforms	4,180.82	6,000.00	-1,819.18	69.7%
430.24 · Fuel	6,711.19	8,000.00	-1,288.81	83.9%
430.25 · Repairs - Maintenance	4,885.10	10,000.00	-5,114.90	48.9%
430.26 · Small Tools	1,883.20	3,000.00	-1,116.80	62.8%
430.31 · Engineering Services	12,775.75	50,000.00	-37,224.25	25.6%
430.32 · Communications	1,945.94	3,500.00	-1,554.06	55.6%
430.354 · Worker's Compensation	12,542.88	27,000.00	-14,457.12	46.5%
430.356 · Drug/Alcohol Testing	112.98	500.00	-387.02	22.6%
430.36 · Utilities	5,342.51	6,000.00	-657.49	89.0%
430.37 · Vehicle Repairs	6,591.37	10,000.00	-3,408.63	65.9%

BOROUGH OF CRAFTON GENERAL FUND FINANCIAL REPORT

January 1, through July 31, 2018

	Jan - Jul 18	Budget	\$ Over Bud...	% of ...
430.42 · Licenses, Permits and Training	75.00	1,000.00	-925.00	7.5%
430.74 · Capital Outlay - minor equip	3,399.99	5,000.00	-1,600.01	68.0%
430.742 · Pub.Works - Cap. Outlay Equip	0.00	5,000.00	-5,000.00	0.0%
432.14 · Wages - Snow Removal Overtime	9,326.33	10,000.00	-673.67	93.3%
432.22 · Anti-Skid Materials	44,694.71	45,000.00	-305.29	99.3%
433.22 · Signs & Posts	624.66	5,000.00	-4,375.34	12.5%
433.45 · Signals Maintenance	1,048.65	10,000.00	-8,951.35	10.5%
433.451 · Electricity Signals	3,722.32	4,500.00	-777.68	82.7%
434.45 · Street Lighting	48,584.32	85,000.00	-36,415.68	57.2%
435.22 · Material Curbing Supplies	0.00	500.00	-500.00	0.0%
435.245 · Stairs and Sidewalks	0.00	5,000.00	-5,000.00	0.0%
438.22 · Material Roads Supplies	3,659.87	27,500.00	-23,840.13	13.3%
438.38 · Rental Equipment	1,429.78	4,000.00	-2,570.22	35.7%
Total 430 · Public Works Department	500,192.01	890,000.00	-389,807.99	56.2%
452 · Recreation				
452.01 · Social Security	4,798.85	6,500.00	-1,701.15	73.8%
452.14 · Wages - Pool Personnel	52,607.19	72,000.00	-19,392.81	73.1%
452.15 · Wages - Pool Concess.	10,125.62	11,000.00	-874.38	92.1%
452.162 · Unemployment Compensation	891.96	1,000.00	-108.04	89.2%
452.20 · Pool Lic., Pmts,Trng, Clrnc	968.60	1,500.00	-531.40	64.6%
452.21 · Maintenance Supplies	2,569.78	2,500.00	69.78	102.8%
452.22 · Pool Filtration	12,239.41	12,000.00	239.41	102.0%
452.23 · Operating Supplies	3,404.43	3,000.00	404.43	113.5%
452.25 · Pool Repairs/Maintenance	2,401.07	5,000.00	-2,598.93	48.0%
452.26 · Pool Minor Equipment	122.10	3,500.00	-3,377.90	3.5%
452.27 · Computer H/W & Internet	471.65	1,000.00	-528.35	47.2%
452.32 · Communications	291.02	500.00	-208.98	58.2%
452.354 · Worker's Compensation	2,495.50	4,000.00	-1,504.50	62.4%
452.36 · Utilities	6,086.03	11,000.00	-4,913.97	55.3%
452.37 · Pool Bldgs - Rep/Maint	966.25	5,000.00	-4,033.75	19.3%
452.371 · Concession - Rep/Maint/Eq	1,664.18	4,000.00	-2,335.82	41.6%
453.21 · Supplies - Concession Stand	11,730.84	15,000.00	-3,269.16	78.2%
453.23 · Sr. Dinner (offset 367.50)	3,610.52	5,000.00	-1,389.48	72.2%
453.37 · Maint/Repairs - Mini Golf	166.83	500.00	-333.17	33.4%
453.49 · Rec. Activities - Expenses	0.00	1,000.00	-1,000.00	0.0%
Total 452 · Recreation	117,611.83	165,000.00	-47,388.17	71.3%
454 · Parks & Shade Trees				
454.25 · Maintenance Supplies	475.03	1,500.00	-1,024.97	31.7%
454.26 · Minor Equipment	799.90	1,000.00	-200.10	80.0%
454.36 · Utilities	2,714.66	4,000.00	-1,285.34	67.9%
454.37 · Maintenance - Repairs Services	10,480.74	7,500.00	2,980.74	139.7%
454.75 · Park Equip.- Cap.Improvements	0.00	5,000.00	-5,000.00	0.0%
454.76 · Refunds - Park Shelters	0.00	100.00	-100.00	0.0%
455.22 · Shade Tree Operating Supplies	255.21	500.00	-244.79	51.0%
455.44 · Shade Tree - Arborist	0.00	3,000.00	-3,000.00	0.0%
455.45 · Tree Maint.- Plantings	500.90	3,000.00	-2,499.10	16.7%
455.46 · Boro Gardens	165.48	1,000.00	-834.52	16.5%
Total 454 · Parks & Shade Trees	15,391.92	26,600.00	-11,208.08	57.9%
456 · Community Services				
456.54 · Library Contributions	40,833.38	70,000.00	-29,166.62	58.3%
458.22 · Comm Ctr Supplies	0.00	250.00	-250.00	0.0%
458.55 · Crafton Performing Arts	0.00	250.00	-250.00	0.0%
458.56 · Borough Tributes	196.05	500.00	-303.95	39.2%
458.57 · Misc. Contributions	0.00	200.00	-200.00	0.0%
459.54 · Celebrates Fireworks	0.00	4,000.00	-4,000.00	0.0%
462.34 · Community Dev/Promotion	2,017.82	500.00	1,517.82	403.6%
462.50 · Military Banner Expenses	1,382.89	2,000.00	-617.11	69.1%
Total 456 · Community Services	44,430.14	77,700.00	-33,269.86	57.2%

**BOROUGH OF CRAFTON
GENERAL FUND FINANCIAL REPORT**

January 1, through July 31, 2018

	Jan - Jul 18	Budget	\$ Over Bud...	% of ...
471 · Debt Services - Principal				
471.21 · PNC-Duncan Gen Ob Note	133,308.09	257,500.00	-124,191.91	51.8%
471.35 · PNC Lease Agmt. Hvy Eq.	7,133.94	15,000.00	-7,866.06	47.6%
471.351 · PNC Lease Agmt-P/W Dump Trk	0.00	20,750.00	-20,750.00	0.0%
Total 471 · Debt Services - Principal	140,442.03	293,250.00	-152,807.97	47.9%
472 · Debt Services - Interest				
472.21 · PNC-Duncan Prop-Interest	3,721.61	14,000.00	-10,278.39	26.6%
472.35 · PNC Lease Agmt. Hvy Eq.	1,171.21	3,500.00	-2,328.79	33.5%
472.351 · PNC Lease Agmt-P/W Dump Trk	0.00	12,800.00	-12,800.00	0.0%
Total 472 · Debt Services - Interest	4,892.82	30,300.00	-25,407.18	16.1%
480 · Insurance				
480.03 · Drug Screening	1,942.55	1,800.00	142.55	107.9%
486.00 · Compreh. Liability/Property Ins	79,664.00	80,000.00	-336.00	99.6%
486.81 · Property Loss Claims-Borough	3,365.67	10,000.00	-6,634.33	33.7%
Total 480 · Insurance	84,972.22	91,800.00	-6,827.78	92.6%
483 · Agency And Trust				
483.001 · Police Pension Contrib.	23,897.28	35,000.00	-11,102.72	68.3%
483.02 · Foreign Fire Relief	0.00	28,000.00	-28,000.00	0.0%
483.10 · Police Pension Fund MMO	0.00	83,000.00	-83,000.00	0.0%
483.30 · Employee Pension Fund MMO	0.00	45,000.00	-45,000.00	0.0%
Total 483 · Agency And Trust	23,897.28	191,000.00	-167,102.72	12.5%
Total Expense	2,443,068.92	4,404,500.00	-1,961,431.08	55.5%
Net Income	901,522.21	0.00	901,522.21	100.0%

**Road Tax Fund
ROAD TAX FUND FINANCIAL REPORT**

January 1, through July 31, 2018

Accrual Basis

	Jan - Jul ...	Budget	\$ Over Bu...	% of B...
Income				
301.10 Road Tax - Current	432,576.48	480,000.00	-47,423.52	90.1%
301.20 Road Tax - Prior	10,586.78	5,000.00	5,586.78	211.7%
319.01 Road Tax - P & I	2,400.12	4,000.00	-1,599.88	60.0%
363.25 Utility Reimburse-Paving	44,515.34			
380.01 Refund Prior Expenses	500.00			
Total Income	490,578.72	489,000.00	1,578.72	100.3%
Gross Profit	490,578.72	489,000.00	1,578.72	100.3%
Expense				
430.31 Engineering - Roads	18,075.75	78,000.00	-59,924.25	23.2%
437. Equipment Repairs	0.00	10,000.00	-10,000.00	0.0%
438.45 Road - Contract Services	568.75	1,000.00	-431.25	56.9%
438.74 Cap. Outlay - Equipment	12,395.00			
439.45 Road Paving Program	384.50	395,000.00	-394,615.50	0.1%
491.10 Tax Refunds - Current	0.00	3,000.00	-3,000.00	0.0%
491.20 Tax Refund - Prior	490.65	2,000.00	-1,509.35	24.5%
Total Expense	31,914.65	489,000.00	-457,085.35	6.5%
Net Income	458,664.07	0.00	458,664.07	100.0%

Capital Projects Reserve Fund
CAPITAL PROJECT RESERVE FUND FINANCIAL REPORT
 January 1, through July 31, 2018

	Jan - Jul ...	Budget	\$ Over Bu...	% of B...
Income				
354.01 GROW Grant Alcosan	81,612.00	80,800.00	812.00	101.0%
355.13 Green Light Go Grant	0.00	180,000.00	-180,000.00	0.0%
395.01 GF Reserve Trf-PLGIT	86,472.86	101,200.00	-14,727.14	85.4%
399.00 Carryover Capital Fund	0.00	150,000.00	-150,000.00	0.0%
Total Income	168,084.86	512,000.00	-343,915.14	32.8%
Expense				
411.74 CVFD-SCBA Equip Reserve	0.00	72,000.00	-72,000.00	0.0%
429.611 GROW Grant-Expenditiure	86,472.86	240,000.00	-153,527.14	36.0%
429.612 Small Water/Sewer Grant	100.00			
455.13 Green Light Go - Expense	0.00	200,000.00	-200,000.00	0.0%
Total Expense	86,572.86	512,000.00	-425,427.14	16.9%
Net Income	81,512.00	0.00	81,512.00	100.0%

Sewer Fund
SEWER FUND FINANCIAL REPORT
 JJanuary 1, through July 31, 2018

	Jan - Jul 18	Budget	\$ Over Bud...	% of Bu...
Income				
319 · Interest/Penalty-Jordan	14,467.49	25,000.00	-10,532.51	57.9%
341 · Interest on Investment-PLGIT	12,287.87	1,000.00	11,287.87	1,228.8%
364 · Current Sewer User Fees	1,139,378.70	1,800,000.00	-660,621.30	63.3%
364.01 · Delinquent Sewer User F...	22,371.44	20,000.00	2,371.44	111.9%
380 · Other - Alcosan Billing Rel...	6,974.25	6,000.00	974.25	116.2%
Total Income	1,195,479.75	1,852,000.00	-656,520.25	64.6%
Expense				
421 · Office Supplies-Postage	204.19	500.00	-295.81	40.8%
425 · Maint/Rep.Materials	729.59	4,000.00	-3,270.41	18.2%
430 · Billing Fee - PAWC/Jordan	22,003.23	60,000.00	-37,996.77	36.7%
431 · Prof. Services - Engineering	80,842.15	170,000.00	-89,157.85	47.6%
432 · Prof. Services - Legal	0.00	1,000.00	-1,000.00	0.0%
436 · Alocsan - Qtrly Usage Chgs	481,237.16	1,035,000.00	-553,762.84	46.5%
437 · Equipment Repairs	2,032.01	10,000.00	-7,967.99	20.3%
438 · Fuel - Sweeper- Trk#108	1,217.83	4,000.00	-2,782.17	30.4%
442 · Dues - Permits	7,913.66	8,000.00	-86.34	98.9%
445 · Vactor charge	4,800.00	10,000.00	-5,200.00	48.0%
446 · Munic. Claim Commission	2,840.25	4,500.00	-1,659.75	63.1%
470.1 · Principal - Pennvest I	30,251.21	51,000.00	-20,748.79	59.3%
470.2 · Principal - Pennvest II	22,051.74	37,500.00	-15,448.26	58.8%
471.1 · Interest - Pennvest I	8,445.42	16,000.00	-7,554.58	52.8%
471.2 · Interest - Pennvest II	6,270.12	11,500.00	-5,229.88	54.5%
473 · COA Requirements	74,185.35	428,500.00	-354,314.65	17.3%
492 · Capital Project - Reserve Fu...	86,472.86	500.00	85,972.86	17,294.6%
Total Expense	831,496.77	1,852,000.00	-1,020,503.23	44.9%
Net Income	363,982.98	0.00	363,982.98	100.0%

**BOROUGH OF CRAFTON
POLICE DEPARTMENT**

**MARK A. SUMPTER
CHIEF OF POLICE**

100 STOTZ AVENUE
CRAFTON, PENNSYLVANIA 15205

**JAMES G. BLOOM
MAYOR**



August 23, 2018

Crafton Police responded to 268 complaints during the month of July 2018.

The following 4 pages attached show a print out of the calls answered by Crafton Police.

Paid parking tags paid at the window - \$140.00

Copies of Police Reports - \$165.00

No solicitor permits were issued for the month of July

Six (6) truck permits were issued for the month of July - \$60.00

Fines collected by the Magistrate and paid to the borough for June - \$2,795.10

There were 75 citations issued, 36 citation warnings, 10 parking tags, 7 AccuTrak – 128 total

Crafton Borough had no EMS narcotic related calls for the month of July 2018.

Naloxone (Narcan) was not used by EMS or the Police Department.

Mileage on Police Cars:

Unit #11-1 - 2,401 miles ending at 39,767

Unit #11-2 - 2,504 miles ending at 27,343

Unit #11-3 - 1,131 miles ending at 38,474

Respectfully submitted,

Barbara H. Berkhouse
Barbara H. Berkhouse
Police Secretary



NorthWest EMS

366 Helen Street | McKees Rocks, PA 15136
412.331.2600 OFFICE | 412.331.3133 FAX

Crafton Borough Report July 2018

Total Run Numbers:

- Total Emergency and Non-Emergency 911 Responses: **70**
Average Response Time (E0-E4): **4 min. 56 sec.**
- Total Emergency 911 Response: **67**
Average Response Time (E0-E3): **4 min. 55 sec.**
- Total Highest Priority Response: **37**
Average Response Time (E0-E1): **4 min. 45 sec.**

Response Times by Category and NFPA Compliance:

- E0 Response: **13**
Average Response Time: **5 min. 08 sec.**
NFPA Compliance: **100%**
- E1 Response: **24**
Average Response Time: **4 min. 32 sec.**
NFPA Compliance: **100%**
- E0 + E1 Response: **37**
Average Response Time: **4 min. 45 sec.**
NFPA Compliance: **100%**
- E2 Response: **14**
Average Response Time: **4 min. 32 sec.**
- E3 Response: **16**
Average Response Time: **5 min. 39 sec.**
- E4 Response: **3**
Average Response Time: **4 min. 58 sec.**

Standbys:

- Scott Township EMS (Station 740) Standby Request: **0**
Calls Given to Station 740 in Crafton: **0**
- Ingram EMS (Station 760) Standby Request: **0**
Calls Given to Station 760 in Crafton: **0**
- Robinson EMS (Station 810) Standby Request: **0**
Calls Given to Station 810 in Crafton: **0**
- Average Response Time for Mutual Aid Services: **0 min. 00 sec.**
- NorthWest EMS Requested to Standby: **2**
Calls Taken for Station 810: **0**
Calls Taken for Station 740: **0**
Calls Taken for Station 760: **2**
Calls taken for Southbridge EMS (Station 815): **0**



NorthWest EMS

366 Helen Street | McKees Rocks, PA 15136
412.331.2600 OFFICE | 412.331.3133 FAX

Crafton Borough EMS Report Notes

July 2018

All numbers for this report from Allegheny County 911 CAD system.

NFPA compliance target **achieved** for serious calls: E-0: **100%**

NFPA compliance target **achieved** for serious calls: E-1: **100%**

NFPA compliance target **achieved** for serious calls: E-0 + E-1: **100%**

July response times and NFPA performance continue at traditional levels, putting Crafton Borough at the top in Allegheny County with regard to EMS performance.

Mutual aid responses are shaded on the spreadsheet. Mutual aid was not used in July.

NWEMS provided mutual aid **2** times in July as follows: Ingram (**2**), Robinson (**0**), Carnegie/Scott Twp. (**0**), and Southbridge (**0**).

Finally, **19** calls (27.1%) occurred between the hours of 11 pm and 7 am in July, demonstrating the need for 24 hour coverage in Crafton Borough.

Submitted by: George Dudash III 412-779-1927 gdudash@northwestems.net

Building Inspection Report

JULY 2018

July Reports Received

(Attached)

Building Inspection Underwriters
Allegheny County R/E Transfer

Certificates & Permits Issued

(July 2018)

Rental Inspection Certificates Issued	19
Zoning Use/Occupancy Certificates Issued	13
Building/Zoning Permits Issued	5

PUBLIC WORKS / PARKS OPERATIONS REPORT

Council Meeting

August 27, 2018

Crew report 07-23-18 to 8-24-18

- **One Call** - responses at various locations
- **Litter can maintenance**- Check and empty all cans weekly.
- **Traffic Monitoring Devices**- Removal/installation - Ewing Ave, Crafton Blvd.
- **Rain /Wind Storm**- Remove debris resulting from heavy rain and high wind storms including clearing and removal of tree limbs branches. Clear /clean gutter and catch basin openings.
- **Compost Site**- Windrow Maintenance,
- **Pool Maintenance**- Daily maintenance and reports, chemical inspection, water testing. Backwash, vacuum filter maintenance cleaning as needed.
- **Equipment Repair and Maintenance** - Front end work 108, 107, Change oil 111, 110,10, 109. Repair park cutting equipment
- **Traffic Sign Repair/Replacement/Installation** - Various signs and locations.
- **Street Repair**- EWING ROAD - cut and clear hazardous trees; grade repair roadway. Hot patch- Franklin Alley, Maxwell (rear), Ingram Ave., Yeckley Alley Alley B, Nancy Alley, Orange Alley, Sycamore, Cherry Alley
- **Facility Maintenance**- Minor plumbing repairs- main park, Magistrates restrooms replace toilets, replace ceiling tiles Library, Borough Building
- **Military Banner Program**-Installed new banners various locations.
- **Park Maintenance**- Cut all facilities 3 times.
- **Chipper Service**- Provided service at various locations.
- **Street Sweeping**- 231 miles swept resulting in 14 loads of debris.
- **Tree pruning** - Cut and remove hazardous trees in Crafton Park (Ballfield).
- **Weed/ Brush Control**- Cut back Ewing, Chartiers, Crafton Blvd, Baldwick Road, All Borough steps
- **Catch Basin Repair**- Linwood (2)
- **Crosswalks**- Painting Crosswalk, Crafton Blvd -Noble Crafton Blvd, Dinsmore, Crafton Blvd-McMunn, Crafton Blvd - Josephine, Noble-Bradford, Noble Dinsmore, Belvidere-West Crafton.
- **Install Speed Hump** -Ewing Road

Admin.

Meet with council president to discuss personal and PW issues. Meet with council president and Engineer regarding Borough projects and programs.

Field inspections regarding one call, street openings; ordinance violations, Managing day to operations/administration for Public Works and Parks maintenance and repairs. Respond to constituent's request for information and service.

Order supplies and material. Programmed /downloaded data from Traffic Logix Speed monitoring device.

Routine Field investigations, routine paperwork.

9:32 AM
08/24/18
Cash Basis

**Crafton Celebrates
Profit & Loss
January through December 2018**

	<u>Jan - Dec 18</u>
Income	
Deposits	<u>58,608.73</u>
Total Income	58,608.73
Expense	
Expenses	<u>54,406.98</u>
Total Expense	54,406.98
Net Income	<u><u>4,201.75</u></u>

Crafton Celebrates Transaction Detail By Account

January through December 2018

Type	Date	Num	Name	Memo	Original Amount	Paid Amount	Balance
Deposits							
Deposit	3/13/2018			Deposit	250.00	250.00	250.00
Deposit	3/14/2018			Deposit	450.00	450.00	700.00
Deposit	4/11/2018			Deposit	2,037.88	2,037.88	2,737.88
Deposit	5/9/2018			Deposit	675.00	675.00	3,412.88
Deposit	6/7/2018			Deposit	4,100.00	4,100.00	7,512.88
Deposit	6/15/2018			Deposit	1,875.00	1,875.00	9,387.88
Deposit	6/15/2018			Deposit	375.00	375.00	9,762.88
Deposit	6/19/2018			Deposit	1,763.50	1,763.50	11,526.38
Deposit	6/25/2018			Deposit	450.00	450.00	11,976.38
Deposit	7/2/2018			Deposit	2,499.00	2,499.00	14,475.38
Deposit	7/2/2018			Deposit	1,475.00	1,475.00	15,950.38
Deposit	7/2/2018			Deposit	4,000.00	4,000.00	19,950.38
Deposit	7/2/2018			Deposit	4,100.00	4,100.00	24,050.38
Deposit	7/2/2018			Deposit	3,364.00	3,364.00	27,414.38
Deposit	7/2/2018			Deposit	550.00	550.00	27,964.38
Deposit	7/2/2018			Deposit	425.50	425.50	28,389.88
Deposit	7/3/2018			Deposit	2,100.00	2,100.00	30,489.88
Deposit	7/3/2018			Deposit	870.00	870.00	31,359.88
Deposit	7/5/2018			Deposit	300.00	300.00	31,659.88
Deposit	7/5/2018			Deposit	4,500.00	4,500.00	36,159.88
Deposit	7/5/2018			Deposit	1,200.00	1,200.00	37,359.88
Deposit	7/5/2018			Deposit	1,241.00	1,241.00	38,600.88
Deposit	7/5/2018			Deposit	4,500.00	4,500.00	43,100.88
Deposit	7/5/2018			Deposit	4,000.00	4,000.00	47,100.88
Deposit	7/5/2018			Deposit	4,500.00	4,500.00	51,600.88
Deposit	7/5/2018			Deposit	1,383.10	1,383.10	52,983.98
Deposit	7/5/2018			Deposit	300.00	300.00	53,283.98
Deposit	7/5/2018			Deposit	1,300.00	1,300.00	54,583.98
Deposit	7/13/2018			Deposit	4,024.75	4,024.75	58,608.73
Total Deposits						58,608.73	58,608.73
Expenses							
Bill	3/26/2018	BOO...	Palchowski, Pam	Reimburse Booktoberfest Expense	-91.68	-91.68	-91.68
Bill	4/9/2018	434	Holt Web Design, LLC	Web Hosting - 1 Year	-120.44	-120.44	-212.12
Bill	4/9/2018		Amendola, Fred	Replace Check #1622 - Reimbursement	-85.60	-85.60	-297.72
Bill	4/9/2018		Carlynton Band Parent Association	Replace Check #1581 - Parade Perform...	-25.00	-25.00	-322.72
General Journal	4/9/2018	2018-...		Replace Chk# 1622	85.60	85.60	-237.12
General Journal	4/9/2018	2018-...		Replace Chk# 1581	25.00	25.00	-212.12
Bill	4/9/2018	2465	Fun Services / Banners N'at	Inv# 2465 2018 Celebrates Booth Rental	-1,000.00	-1,000.00	-1,212.12
Bill	5/11/2018	182207	Champ Printing Company Inc.	Envelopes/Return Envelopes	-239.00	-239.00	-1,451.12
Check	5/17/2018	TRF	Pnc Bank	Order Deposit Slips	-57.90	-57.90	-1,509.02
Bill	6/11/2018	REIM...	Heffner, Andrew	Timing Service Deposit	-300.00	-300.00	-1,809.02
Bill	6/11/2018	REIM...	Heffner, Andrew	Printing Fee's	-63.13	-63.13	-1,872.15
Bill	6/11/2018	REIM...	Heffner, Andrew	Finisher Medals	-1,311.75	-1,311.75	-3,183.90
Bill	6/11/2018	REIM...	Heffner, Andrew	Winner Trophies	-30.00	-30.00	-3,213.90
Bill	6/20/2018	Steel ...	Steel City Angels	2018 PARADE	-350.00	-350.00	-3,563.90
Bill	6/20/2018	Syria ...	Syria Highlanders Pipe & Drum	2018 PARADE	-450.00	-450.00	-4,013.90
Bill	6/20/2018	Para...	M.V.T.R.	2018 PARADE	-300.00	-300.00	-4,313.90
Bill	6/20/2018	Cam...	Syria Shriners	2018 PARADE	-450.00	-450.00	-4,763.90
Bill	6/20/2018	Shrin...	Syria Shriners Cantors	2018 PARADE	-200.00	-200.00	-4,963.90
Bill	6/20/2018	Marc...	Carlynton Band Parent Association	2018 PARADE	-25.00	-25.00	-4,988.90
Bill	6/20/2018	Butto...	Western PA SNPJ	2018 PARADE	-150.00	-150.00	-5,138.90
Bill	6/20/2018	Bato...	Golden Triangles	2018 PARADE	-350.00	-350.00	-5,488.90
Bill	6/20/2018	Fire ...	Crafton Volunteer Fire Department	2018 PARADE	-250.00	-250.00	-5,738.90
Bill	6/20/2018	Park ...	Richard Kimberling	2018 SECURITY	-600.00	-600.00	-6,338.90
Bill	6/20/2018	Park ...	Carri Finkbeiner	2018 SECURITY	-585.00	-585.00	-6,923.90
Bill	6/20/2018	Park ...	Cebastian Finkbeiner	2018 SECURITY	-120.00	-120.00	-7,043.90
Bill	6/20/2018	Para...	David Kratt	2018 PARADE SECURITY	-30.00	-30.00	-7,073.90
Bill	6/20/2018	Para...	Richard Kimberling	2018 PARADE SECURITY	-30.00	-30.00	-7,103.90
Bill	6/20/2018	Para...	Robert Stayduhar	2018 PARADE SECURITY	-30.00	-30.00	-7,133.90
Bill	6/20/2018	Para...	Nancy Long	2018 PARADE SECURITY	-30.00	-30.00	-7,163.90
Bill	6/20/2018	Para...	Joseph Steiner	2018 PARADE SECURITY	-30.00	-30.00	-7,193.90
Bill	6/20/2018	Para...	Jacqueline Rosenwald	2018 PARADE SECURITY	-30.00	-30.00	-7,223.90
Bill	6/20/2018	Enter...	Marirose Grayson	2018 STAGE ENTERTAINMENT	-150.00	-150.00	-7,373.90
Bill	6/20/2018	Enter...	Street Level	2018 STAGE ENTERTAINMENT	-800.00	-800.00	-8,173.90
Bill	6/20/2018	Enter...	Tony Impavido	2018 STAGE ENTERTAINMENT	-300.00	-300.00	-8,473.90
Bill	6/20/2018	Enter...	Robert Snyder	2018 STAGE ENTERTAINMENT	-500.00	-500.00	-8,973.90
Bill	6/20/2018	Enter...	Joe Collincini	2018 STAGE ENTERTAINMENT	-150.00	-150.00	-9,123.90
Bill	6/20/2018	Enter...	Freddye Stover	2018 STAGE ENTERTAINMENT	-500.00	-500.00	-9,623.90
Bill	6/20/2018	Enter...	Hayley Kerns	2018 STAGE ENTERTAINMENT	-50.00	-50.00	-9,673.90
Bill	6/20/2018	Enter...	Brian Roessler	2018 STAGE ENTERTAINMENT	-100.00	-100.00	-9,773.90
Bill	6/20/2018	Enter...	John Billigan	2018 STAGE ENTERTAINMENT	-400.00	-400.00	-10,173.90
Bill	6/20/2018	Enter...	Angela D'Ambrosio	2018 STAGE ENTERTAINMENT	-500.00	-500.00	-10,673.90
Bill	6/20/2018	Enter...	Jeff Lancaster	2018 STAGE ENTERTAINMENT	-500.00	-500.00	-11,173.90
Bill	6/25/2018		Sprouse, Ken	2018 Entertainment	-400.00	-400.00	-11,573.90
Bill	6/25/2018		Heffner, Andrew	Reimburse 5K Expenses- TShirts	-1,620.00	-1,620.00	-13,193.90
Bill	6/25/2018		United Inflatable Rides, Inc	2018 Bounce House	-2,025.00	-2,025.00	-15,218.90
Bill	6/25/2018		Dave Muehlbauer	2018 Sound Production	-600.00	-600.00	-15,818.90
Bill	6/28/2018		Greenfield Farms	2018 ATTRACTIONS - PETTINGZ OO	-3,800.00	-3,800.00	-19,618.90
Deposit	6/28/2018			Deposit	1,626.25	1,626.25	-17,992.65
Bill	7/3/2018	Syria ...	Syria Shriner Band	2018 PARADE	-500.00	-500.00	-18,492.65
Bill	7/3/2018	REIM...	Palchowski, Angeia	Reimbursement for 2018 Celebrates Ex...	-2,924.88	-2,924.88	-21,417.53
Bill	7/3/2018		Strike Out Cancer Foundation	2018 Booth Proceeds	-4,553.60	-4,553.60	-25,971.13
Bill	7/23/2018	Food ...	St Philip School	2018 Food Booth Proceeds	-6,334.00	-6,334.00	-32,305.13
Bill	7/23/2018	Cam...	Crafton Crocodiles	2018 Game Booth Proceeds	-1,391.40	-1,391.40	-33,696.53
Bill	7/23/2018	Mini ...	Crafton Elementary PTA	2018 Mini Golf Proceeds	-96.00	-96.00	-33,792.53
Bill	7/23/2018	1100...	Knickerbocker Russell Co., INC	Inv# 1100364: Light Tower	-300.00	-300.00	-34,092.53
Bill	7/23/2018	24-H...	Richard Kimberling	2018 PARK SECURITY	-120.00	-120.00	-34,212.53
Bill	7/23/2018	9887...	ABARTA Coca Cola Beverages, L...	Inv# 9887202193-Celebrates Dring Booth	-2,337.00	-2,337.00	-36,549.53
Bill	7/23/2018	Inv#3...	Crafton Borough General Fund	Reimburse Crafton Borough for Fry Cas...	-131.40	-131.40	-36,680.93

9:33 AM
08/24/18
Cash Basis

Crafton Celebrates
Transaction Detail By Account
January through December 2018

Type	Date	Num	Name	Memo	Original Amount	Paid Amount	Balance
Bill	7/23/2018	Inv# 2	Bosetti Lawn Care	Inv#2 Straw for Parade/Festival	-80.00	-80.00	-36,760.93
Bill	7/23/2018	Boot...	Crafton Elementary PTA	2018 Booth Deposit	-50.00	-50.00	-36,810.93
Bill	7/23/2018	Food ...	St Philip School	2018 Food Booth Deposit	-50.00	-50.00	-36,860.93
Bill	7/23/2018	Gam...	St Philip School	2018 Game Booth Deposit	-50.00	-50.00	-36,910.93
Bill	7/23/2018	Gam...	St Philip School	2018 Game Booth Proceeds	-341.39	-341.39	-37,252.32
Bill	7/23/2018	Gam...	Crafton Crocodiles	2018 Game Booth Deposit	-50.00	-50.00	-37,302.32
Bill	7/23/2018	Gam...	Boy Scouts Troop 147	2018 Game Booth Deposit	-50.00	-50.00	-37,352.32
Bill	7/23/2018	Gam...	Boy Scouts Troop 147	2018 Game Booth Proceeds	-383.40	383.40	-37,735.72
Bill	7/23/2018	Gam...	Boy Scouts Troop 148	2018 Game Booth Proceeds	-1,147.51	-1,147.51	-38,883.23
Bill	7/23/2018	Reim...	Heffner, Andrew	2018 Reimbursement 5K Race	-163.40	-163.40	-39,046.63
Bill	7/23/2018	Boot...	Faux, Wende	2018 Home Based Business Booth Ref...	-175.00	-175.00	-39,221.63
Bill	7/23/2018	2018 ..	CE Light Speed Race Management	2018 Race Timinig	-1,312.79	-1,312.79	-40,534.42
Bill	7/23/2018	Beer ...	Greiner, Matthew	2018 Beer Garden Expense Reimburse...	-3,229.33	-3,229.33	-43,763.75
Bill	7/23/2018	99487	APS Communications	#99487 - 2018 Celebrates T-Shirts	-751.65	751.65	-44,515.40
Bill	7/23/2018	2587	Fun Services / Banners N'at	#2587 Booth/Games	-7,934.30	-7,934.30	-52,449.70
Bill	7/23/2018	2591	Fun Services / Banners N'at	#2591 Festival Signage	-402.00	-402.00	-52,851.70
Bill	7/23/2018	Expe...	Palchowski, Pam	2018 Celebrates Expense Reimburse...	-311.71	-311.71	-53,163.41
Bill	7/23/2018	Expe...	Palchowski, Steve	2018 Celebrates Expense Reimbursement	-234.61	-234.61	-53,398.02
Bill	7/23/2018	Expe...	Palchowski, Angela	2018 Celebrates Expense Reimburse...	-1,008.96	-1,008.96	-54,406.98
Total Expenses						-54,406.98	-54,406.98
TOTAL						4,201.75	4,201.75