

BOROUGH OF CRAFTON
GENERAL FUND FINANCIAL REPORT
 January through August 2019

	<u>Jan - Aug 19</u>	<u>Budget</u>	<u>\$ Over Bud...</u>	<u>% of Bu...</u>
Income				
301 · Real Estate Taxes				
301.10 · Real Estate - Current	1,394,720.94	1,406,150.00	-11,429.06	99.2%
301.20 · Real Estate - Prior Year	266.49	3,000.00	-2,733.51	8.9%
301.30 · Road Tax (Interfund Trf)	49,768.42	0.00	49,768.42	100.0%
301.35 · Road Tax - P&I (Interfund Trf)	1,157.46	0.00	1,157.46	100.0%
301.50 · Real Estate - Delinq/Leined	61,145.06	50,000.00	11,145.06	122.3%
Total 301 · Real Estate Taxes	1,507,058.37	1,459,150.00	47,908.37	103.3%
310 · Act 511 Taxes				
310.10 · Real Estate Transfer Tax	55,521.68	50,000.00	5,521.68	111.0%
310.21 · EIT - Current	387,707.22	570,000.00	-182,292.78	68.0%
310.22 · EIT - Prior	213,828.07	235,000.00	-21,171.93	91.0%
310.23 · EIT - Delinquent	12,896.46	40,000.00	-27,103.54	32.2%
310.31 · Mercantile - Current	79,129.13	105,000.00	-25,870.87	75.4%
310.36 · Business Priviledge - Current	59,036.57	63,000.00	-3,963.43	93.7%
310.51 · Local Service Tax - Current	36,265.81	50,000.00	-13,734.19	72.5%
Total 310 · Act 511 Taxes	844,384.94	1,113,000.00	-268,615.06	75.9%
319 · Penalty/Interest				
319.01 · P&I - Real Estate Tax	1,558.38	3,500.00	-1,941.62	44.5%
319.02 · P&I - Delinq. Real Estate Tax	25,017.60	32,000.00	-6,982.40	78.2%
319.12 · P&I - EIT	379.63	1,000.00	-620.37	38.0%
319.122 · P&I - Delinq. EIT	2,813.41	3,000.00	-186.59	93.8%
319.13 · P&I - Mercantile	578.82	500.00	78.82	115.8%
319.15 · P&I - Local Service Tax	2.04	0.00	2.04	100.0%
319.18 · P&I - Business Priviledge	214.79	600.00	-385.21	35.8%
Total 319 · Penalty/Interest	30,564.67	40,600.00	-10,035.33	75.3%
321 · Business Licenses & Permits				
321.61 · Soliciting Permits	40.00	800.00	-760.00	5.0%
321.75 · Mechanical Devices	3,900.00	4,500.00	-600.00	86.7%
321.80 · Cable Franchise Fees	75,764.82	112,000.00	-36,235.18	67.6%
321.90 · Business Licenses	2,190.00	2,500.00	-310.00	87.6%
Total 321 · Business Licenses & Permits	81,894.82	119,800.00	-37,905.18	68.4%
322 · Non-Business Licenses & Permits				
322.80 · Street Openings	2,527.00	11,000.00	-8,473.00	23.0%
322.81 · Street Pole Permits	140.00	50.00	90.00	280.0%
322.83 · Truck Parking Permits	80.00	200.00	-120.00	40.0%
Total 322 · Non-Business Licenses & Permits	2,747.00	11,250.00	-8,503.00	24.4%
331 · Fines & Forfeits				
331.10 · Fines - Magistrate/County	20,134.36	33,000.00	-12,865.64	61.0%
331.12 · Code/Ordinance Violations	2,633.91	300.00	2,333.91	878.0%
331.14 · M/Veh Violations/State Police	2,144.30	4,000.00	-1,855.70	53.6%
331.41 · Public Nuisance Remediation-Pmt	1,800.00	0.00	1,800.00	100.0%
Total 331 · Fines & Forfeits	26,712.57	37,300.00	-10,587.43	71.6%
341-342 · Interest, Rents & Royalties				
341.01 · Income on Investments	21,327.72	7,000.00	14,327.72	304.7%
342.00 · Rental Income	17,373.52	26,052.00	-8,678.48	66.7%
Total 341-342 · Interest, Rents & Royalties	38,701.24	33,052.00	5,649.24	117.1%
354 · State Grant Proceeds				
354.15 · Act 101 Recycling Grant	3,742.00	5,000.00	-1,258.00	74.8%
Total 354 · State Grant Proceeds	3,742.00	5,000.00	-1,258.00	74.8%
355 · State Shared Revenues & Entitle				
355.01 · PURTA	0.00	3,200.00	-3,200.00	0.0%
355.04 · Liquor Licenses	0.00	1,000.00	-1,000.00	0.0%
355.05 · Pension State Aid	0.00	130,000.00	-130,000.00	0.0%
355.07 · Foreign Fire Fund	0.00	26,000.00	-26,000.00	0.0%
355.09 · Act 13 Impact Fee	1,109.43	1,000.00	109.43	110.9%
Total 355 · State Shared Revenues & Entitle	1,109.43	161,200.00	-160,090.57	0.7%

BOROUGH OF CRAFTON
GENERAL FUND FINANCIAL REPORT
 January through August 2019

	<u>Jan - Aug 19</u>	<u>Budget</u>	<u>\$ Over Bud...</u>	<u>% of Bu...</u>
357 · County Shared Revenue & Grants				
357.01 · 1% Sales Tax (RAD)	164,012.45	220,000.00	-55,987.55	74.6%
357.012 · Act 167 Mini Grant	2,000.00	2,000.00	0.00	100.0%
Total 357 · County Shared Revenue & Grants	166,012.45	222,000.00	-55,987.55	74.8%
358 · Intergov. Contract Services				
358.10 · Police Services-Thornburg	65,541.36	92,668.00	-27,126.64	70.7%
358.11 · Fire Protection Services	5,666.72	8,500.00	-2,833.28	66.7%
Total 358 · Intergov. Contract Services	71,208.08	101,168.00	-29,959.92	70.4%
360-363 · Departmental Earnings				
361.33 · Permits- Zoning Use	3,445.00	4,000.00	-555.00	86.1%
361.34 · Hearing Fees-Zoning & Planning	1,000.00	1,000.00	0.00	100.0%
362.11 · Sale of Accident Reports	1,350.00	1,600.00	-250.00	84.4%
362.141 · Crossing Guard Reimb.	28,980.50	45,000.00	-16,019.50	64.4%
362.40 · Permits- Build/Elec/Plub/Mech	37,292.00	12,000.00	25,292.00	310.8%
362.45 · Permits- Occupancy	5,815.00	8,500.00	-2,685.00	68.4%
362.48 · Rental Inspection Fee	6,925.00	5,500.00	1,425.00	125.9%
362.55 · Other Permits Code Enforce	810.00	700.00	110.00	115.7%
362.74 · Reimburse - P/D Overtime Detail	7,749.30	7,000.00	749.30	110.7%
362.75 · Drug Task Force OT Reimb	1,112.10	3,000.00	-1,887.90	37.1%
363.51 · PennDot Snow Removal	0.00	7,000.00	-7,000.00	0.0%
Total 360-363 · Departmental Earnings	94,478.90	95,300.00	-821.10	99.1%
364 · Sanitation - Garbage Collection				
364.30 · Current Garbage Collection Fee	457,329.99	473,110.00	-15,780.01	96.7%
364.32 · Jordan- Refuse Bill Fee	8,375.00	8,300.00	75.00	100.9%
364.35 · Garbage Collection - Delinq.	61,512.26	60,000.00	1,512.26	102.5%
364.36 · P&I - Garbage Collection	2,948.94	4,000.00	-1,051.06	73.7%
364.362 · P&I - Delinq. Garbage Coll.	15,269.17	20,000.00	-4,730.83	76.3%
Total 364 · Sanitation - Garbage Collection	545,435.36	565,410.00	-19,974.64	96.5%
367 · Recreation Fees				
367.10 · Minature Golf Pay to Play	435.00	100.00	335.00	435.0%
367.14 · Park Shelter Rental Fee	5,500.00	4,000.00	1,500.00	137.5%
367.15 · Community Room Rental Fee	4,600.00	2,200.00	2,400.00	209.1%
367.20 · Pool Passes	30,780.00	31,000.00	-220.00	99.3%
367.21 · Pool General Admission	53,153.00	48,000.00	5,153.00	110.7%
367.22 · Swimming Lessons	4,652.00	4,500.00	152.00	103.4%
367.23 · Pool/Mini Golf Rentals	7,435.00	5,000.00	2,435.00	148.7%
367.24 · AquaRobics/Volleyball	426.00	350.00	76.00	121.7%
367.25 · Chair Rentals-Locks	1,166.00	1,000.00	166.00	116.6%
367.30 · Sale of Wood Chips/Compost	100.00	0.00	100.00	100.0%
367.40 · Pool Concessions	24,965.30	24,000.00	965.30	104.0%
367.50 · Senior Dinner-Fees	1,924.00	2,300.00	-376.00	83.7%
367.52 · Fundraising-Recreation	0.00	7,000.00	-7,000.00	0.0%
Total 367 · Recreation Fees	135,136.30	129,450.00	5,686.30	104.4%
380 · Misc. Revenues				
380.01 · Refunds on Current Expenditures	997.90	0.00	997.90	100.0%
380.02 · Other	3,524.07	0.00	3,524.07	100.0%
380.03 · Insurance Dividends	49,550.95	45,000.00	4,550.95	110.1%
380.50 · Military Banner Receipts	1,462.00	2,000.00	-538.00	73.1%
Total 380 · Misc. Revenues	55,534.92	47,000.00	8,534.92	118.2%
388 · Fiduciary Funds				
388.01 · Police Pension Contribution	29,370.68	38,700.00	-9,329.32	75.9%
Total 388 · Fiduciary Funds	29,370.68	38,700.00	-9,329.32	75.9%
391 · Proceeds-Gen. Fixed Asset Dispo				
391.10 · Sale of Fixed Assets	4,300.00	0.00	4,300.00	100.0%
391.20 · Compensation of Fixed Assets	9,332.28	5,000.00	4,332.28	186.6%
Total 391 · Proceeds-Gen. Fixed Asset Dispo	13,632.28	5,000.00	8,632.28	272.6%

BOROUGH OF CRAFTON
GENERAL FUND FINANCIAL REPORT
 January through August 2019

	Jan - Aug 19	Budget	\$ Over Bud...	% of Bu...
392 · Interfund Transfers				
392.30 · Transfer from Capital Projects	6,000.00	13,469.00	-7,469.00	44.5%
392.35 · Transfer from Highway Aid	179,969.69	177,000.00	2,969.69	101.7%
392.90 · Transfer - Unreserved Fund Bal.	0.00	215,870.00	-215,870.00	0.0%
Total 392 · Interfund Transfers	<u>185,969.69</u>	<u>406,339.00</u>	<u>-220,369.31</u>	<u>45.8%</u>
Total Income	<u>3,833,693.70</u>	<u>4,590,719.00</u>	<u>-757,025.30</u>	<u>83.5%</u>
Gross Profit	3,833,693.70	4,590,719.00	-757,025.30	83.5%
Expense				
400 · Borough Council				
400.05 · Salary - Council	5,335.87	8,400.00	-3,064.13	63.5%
400.24 · Council Meeting Expenses	139.95	1,000.00	-860.05	14.0%
400.42 · Subscriptions/Memberships-Boro	1,737.75	3,000.00	-1,262.25	57.9%
400.46 · Meetings, Confrences & Training	2,028.58	6,000.00	-3,971.42	33.8%
Total 400 · Borough Council	<u>9,242.15</u>	<u>18,400.00</u>	<u>-9,157.85</u>	<u>50.2%</u>
401 · Mayor				
401.05 · Salary - Mayor	1,200.00	1,800.00	-600.00	66.7%
401.42 · Subscriptions/Memberships-Mayor	0.00	130.00	-130.00	0.0%
Total 401 · Mayor	<u>1,200.00</u>	<u>1,930.00</u>	<u>-730.00</u>	<u>62.2%</u>
402 · Auditing & Financial Admin				
402.31 · Auditing - Professional Auditor	12,419.25	12,000.00	419.25	103.5%
402.45 · Payroll Contract	4,880.87	6,500.00	-1,619.13	75.1%
Total 402 · Auditing & Financial Admin	<u>17,300.12</u>	<u>18,500.00</u>	<u>-1,199.88</u>	<u>93.5%</u>
403 · Tax Collection				
403.11 · Salary - Property Tax Collector	320.00	480.00	-160.00	66.7%
403.35 · Bonds - Property Tax Collector	544.00	450.00	94.00	120.9%
403.46 · Jordan-Liens-Revivals-SherSales	12,428.31	12,000.00	428.31	103.6%
403.461 · Jordan Tax - TCF Fees	15,375.09	18,000.00	-2,624.91	85.4%
403.462 · Jordan Tax - R/E Tax Collec Fee	0.00	7,500.00	-7,500.00	0.0%
403.463 · Jordan Tax-Prior R/E Tax Fee	12,096.21	15,000.00	-2,903.79	80.6%
403.47 · Jordan Act 511 Fees	5,329.22	10,000.00	-4,670.78	53.3%
403.48 · Jordan-Act 32 SWTax District	11,321.10	15,000.00	-3,678.90	75.5%
403.76 · Rad Tax Payment	3,128.98	500.00	2,628.98	625.8%
Total 403 · Tax Collection	<u>60,542.91</u>	<u>78,930.00</u>	<u>-18,387.09</u>	<u>76.7%</u>
404 · Solicitor/Legal Services				
404.31 · Solicitor Expenses	37,853.50	55,000.00	-17,146.50	68.8%
404.332 · Labor Counsel	624.00	0.00	624.00	100.0%
404.40 · Legal-Litigation	1,034.00	1,000.00	34.00	103.4%
Total 404 · Solicitor/Legal Services	<u>39,511.50</u>	<u>56,000.00</u>	<u>-16,488.50</u>	<u>70.6%</u>
405 · Administrative Staff				
405.10 · Salary - Manager	51,000.00	76,500.00	-25,500.00	66.7%
405.11 · Salary - Treasurer	2,000.00	3,000.00	-1,000.00	66.7%
405.12 · Salary - Full Time Staff	55,466.56	83,200.00	-27,733.44	66.7%
405.15 · Administrative Intern	407.26	3,500.00	-3,092.74	11.6%
405.154 · Health & Accident & STD	711.60	800.00	-88.40	89.0%
405.156 · Hospitalization	36,764.72	58,000.00	-21,235.28	63.4%
405.161 · Social Security	8,520.93	13,000.00	-4,479.07	65.5%
405.162 · Unemployment Compensation	999.83	1,000.00	-0.17	100.0%
405.163 · FSA	735.10	1,500.00	-764.90	49.0%
405.164 · HRA	71.65	3,000.00	-2,928.35	2.4%
405.33 · Transportation Reimbursement	76.56	250.00	-173.44	30.6%
405.35 · Bonds	338.00	1,000.00	-662.00	33.8%
405.354 · Worker's Compensation	388.56	800.00	-411.44	48.6%
405.42 · Dues, Subscriptions, Membership	841.00	900.00	-59.00	93.4%
405.46 · Meetings, Conferences, Training	237.00	2,000.00	-1,763.00	11.9%
Total 405 · Administrative Staff	<u>158,558.77</u>	<u>248,450.00</u>	<u>-89,891.23</u>	<u>63.8%</u>

BOROUGH OF CRAFTON
GENERAL FUND FINANCIAL REPORT
 January through August 2019

	<u>Jan - Aug 19</u>	<u>Budget</u>	<u>\$ Over Bud...</u>	<u>% of Bu...</u>
406 · General Administration				
406.21 · Office Supplies/Postage	2,836.27	3,700.00	-863.73	76.7%
406.26 · Minor Equipment	803.75	1,500.00	-696.25	53.6%
406.32 · Communications	3,712.66	4,500.00	-787.34	82.5%
406.34 · Advertising	4,797.38	4,000.00	797.38	119.9%
406.356 · Drug & Alcohol Testing	0.00	300.00	-300.00	0.0%
406.37 · Maint. & Repairs Equipment	254.23	3,000.00	-2,745.77	8.5%
406.38 · Equipment Rentals	6,968.06	10,000.00	-3,031.94	69.7%
406.74 · Major Equipment	1,204.14	2,500.00	-1,295.86	48.2%
Total 406 · General Administration	20,576.49	29,500.00	-8,923.51	69.8%
407-408 · Other Professional Services				
407.25 · Computer HW/SW Maint	0.00	400.00	-400.00	0.0%
407.32 · IT Expenses	4,634.38	5,000.00	-365.62	92.7%
408.31 · Engineering - General Services	29,936.05	45,000.00	-15,063.95	66.5%
408.315 · Engineering - Retainer	900.00	1,200.00	-300.00	75.0%
Total 407-408 · Other Professional Services	35,470.43	51,600.00	-16,129.57	68.7%
409 · Municipal Properties				
409.21 · Maintenance Supplies	1,057.45	1,650.00	-592.55	64.1%
409.36 · Utilities	14,792.75	22,500.00	-7,707.25	65.7%
409.361 · Utilities - District Magistrate	3,831.91	6,500.00	-2,668.09	59.0%
409.37 · Repairs/Maintenance	11,466.18	15,000.00	-3,533.82	76.4%
409.371 · Repairs/Maint- Dist. Magistrate	96.29	1,000.00	-903.71	9.6%
409.45 · Contracts - Custodian/Mats	6,254.99	10,000.00	-3,745.01	62.5%
409.50 · Municipal Prop. Misc.	1,592.34	1,500.00	92.34	106.2%
409.71 · Cap Improvements - Dist. Magist	0.00	1,000.00	-1,000.00	0.0%
409.76 · Deposit/Refunds-Community Room	1,300.00	100.00	1,200.00	1,300.0%
Total 409 · Municipal Properties	40,391.91	59,250.00	-18,858.09	68.2%
410 · Police Services				
410.12 · Salaries - Police Officers	447,720.34	707,480.00	-259,759.66	63.3%
410.121 · Salary - Chief	64,878.40	97,317.00	-32,438.60	66.7%
410.13 · Longevity - Police	3,250.00	4,750.00	-1,500.00	68.4%
410.14 · Salary - Police Secretary	20,985.48	35,500.00	-14,514.52	59.1%
410.154 · Health & Accident & STD	2,664.40	4,500.00	-1,835.60	59.2%
410.156 · Hospitalization	81,875.63	131,500.00	-49,624.37	62.3%
410.161 · Social Security	50,797.55	78,700.00	-27,902.45	64.5%
410.162 · Unemployment Compensation	5,038.67	6,830.00	-1,791.33	73.8%
410.163 · FSA	2,273.71	4,500.00	-2,226.29	50.5%
410.164 · HRA	3,575.59	6,000.00	-2,424.41	59.6%
410.18 · Wages - Crossing Guards	48,468.60	86,500.00	-38,031.40	56.0%
410.181 · Wages - Jail Guards	435.00	1,000.00	-565.00	43.5%
410.19 · O.T. Police (see 380.12 Reimb.)	19,573.78	18,000.00	1,573.78	108.7%
410.191 · Court /School - Reimb Expenses	1,692.00	2,000.00	-308.00	84.6%
410.192 · Court Overtime	46,450.54	50,000.00	-3,549.46	92.9%
410.193 · DANET O.T. (See 380.05 offset)	1,462.18	5,000.00	-3,537.82	29.2%
410.21 · Office Supplies/Postage	2,083.41	3,000.00	-916.59	69.4%
410.22 · Ammunition	0.00	1,500.00	-1,500.00	0.0%
410.23 · Uniform Allowance	15,176.18	17,700.00	-2,523.82	85.7%
410.232 · Uniform Allowance - Crossing Gu	35.00	1,000.00	-965.00	3.5%
410.24 · Fuel Expense	9,381.25	11,000.00	-1,618.75	85.3%
410.25 · Maintenance Equip.-Supplies	2,315.25	3,000.00	-684.75	77.2%
410.26 · Minor Equipment	997.25	12,000.00	-11,002.75	8.3%
410.32 · Communications	8,106.14	11,000.00	-2,893.86	73.7%
410.321 · IT Expense	7,530.00	5,000.00	2,530.00	150.6%
410.354 · Worker's Compensation	27,054.32	42,000.00	-14,945.68	64.4%
410.355 · Worker's Comp.--School Guards	4,155.92	6,500.00	-2,344.08	63.9%
410.37 · Vehicle Maintenance	6,023.12	6,500.00	-476.88	92.7%
410.42 · Dues Police Chief	890.00	1,000.00	-110.00	89.0%
410.421 · Dues - Police Officers	0.00	1,000.00	-1,000.00	0.0%
410.45 · Animal Control	2,470.00	4,000.00	-1,530.00	61.8%
410.53 · Civil Service Commission	785.06	300.00	485.06	261.7%
410.74 · Capital Outlay	0.00	70,000.00	-70,000.00	0.0%
410.75 · Training - Police Officers	3,940.14	7,000.00	-3,059.86	56.3%
410.751 · Training - Police Chief	75.00	1,500.00	-1,425.00	5.0%

BOROUGH OF CRAFTON
GENERAL FUND FINANCIAL REPORT
 January through August 2019

	Jan - Aug 19	Budget	\$ Over Bud...	% of Bu...
410.76 · Computer Expense	2,594.00	10,000.00	-7,406.00	25.9%
410.77 · Video Recording Devices	322.61	8,000.00	-7,677.39	4.0%
Total 410 · Police Services	895,076.52	1,462,577.00	-567,500.48	61.2%
411 · Fire Protection				
411.02 · Foreign Fire Relief	0.00	26,000.00	-26,000.00	0.0%
411.10 · Physicals-Annual CVFD	0.00	3,000.00	-3,000.00	0.0%
411.22 · Operating Supplies	1,282.48	2,500.00	-1,217.52	51.3%
411.23 · Minor Equip. Repair	331.88	5,500.00	-5,168.12	6.0%
411.231 · Minor Equip. Purchase	5,083.30	4,000.00	1,083.30	127.1%
411.24 · Fuel, Oil	4,240.10	4,500.00	-259.90	94.2%
411.32 · Communications	4,797.37	5,000.00	-202.63	95.9%
411.354 · Worker's Compensation	9,822.00	18,000.00	-8,178.00	54.6%
411.37 · Vehicle Maintenance	12,223.64	7,000.00	5,223.64	174.6%
411.38 · Hydrant Rental	14,939.88	23,800.00	-8,860.12	62.8%
411.45 · Equip. Inspection & Testing	3,005.50	10,000.00	-6,994.50	30.1%
411.53 · Annual Contribution	26,666.64	40,000.00	-13,333.36	66.7%
411.70 · Major Equipment	6,057.31	18,500.00	-12,442.69	32.7%
411.90 · Trf to Fire Equip Fund	37,400.00	37,400.00	0.00	100.0%
411.901 · Trf to Minor Equip. SCBA Fund	0.00	22,000.00	-22,000.00	0.0%
Total 411 · Fire Protection	125,850.10	227,200.00	-101,349.90	55.4%
413-414 · Code Enforcement & Zoning				
413.14 · Zoning Inspections	7,794.00	9,500.00	-1,706.00	82.0%
413.15 · Wages - Part Time Staff	17,445.35	43,000.00	-25,554.65	40.6%
413.161 · Social Security	1,334.59	2,000.00	-665.41	66.7%
413.162 · Unemployment Compensation	434.18	400.00	34.18	108.5%
413.21 · Office Supplies	383.44	500.00	-116.56	76.7%
413.24 · Fuel	208.92	700.00	-491.08	29.8%
413.28 · Uniforms	86.00	250.00	-164.00	34.4%
413.32 · Communic/Internet - Ord. Offcr	1,371.39	1,500.00	-128.61	91.4%
413.354 · Worker's Compensation	8.80	200.00	-191.20	4.4%
413.37 · Vehicle Repairs	338.75	1,500.00	-1,161.25	22.6%
413.41 · Public Nuisance Remediation-Exp	2,400.00	0.00	2,400.00	100.0%
413.45 · Demolition-Blight Props	910.73	55,000.00	-54,089.27	1.7%
413.46 · Training & Education	192.50	1,500.00	-1,307.50	12.8%
413.47 · Bldg Permit DCED	175.50	300.00	-124.50	58.5%
414.12 · Bldg Permit-Inspection Fees	27,600.80	12,000.00	15,600.80	230.0%
414.14 · ZHB - Court Reporter/Sec'y	302.50	350.00	-47.50	86.4%
414.21 · ZHB Office-Adv-Postage	186.00	150.00	36.00	124.0%
414.31 · ZHB Legal Services	1,125.00	1,000.00	125.00	112.5%
414.46 · Recodify Boro Ordinances	1,195.00	4,000.00	-2,805.00	29.9%
Total 413-414 · Code Enforcement & Zoning	63,493.45	133,850.00	-70,356.55	47.4%
427 · Sanitation Contract				
427.10 · Garbage Contract	313,590.80	470,386.00	-156,795.20	66.7%
427.12 · Recycling Contract	50,208.00	75,312.00	-25,104.00	66.7%
Total 427 · Sanitation Contract	363,798.80	545,698.00	-181,899.20	66.7%
430 · Public Works Department				
430.10 · Salary - P/W Supervisor	50,666.56	76,000.00	-25,333.44	66.7%
430.14 · Salaries - Full Time Employees	211,899.18	320,330.00	-108,430.82	66.2%
430.15 · Wages - Reg. Overtime Pay	4,947.82	3,000.00	1,947.82	164.9%
430.154 · Health & Accident & STD	1,683.50	2,500.00	-816.50	67.3%
430.156 · Hospitalization	67,379.76	100,000.00	-32,620.24	67.4%
430.16 · Wages - P/W Part Time	3,015.00	1,000.00	2,015.00	301.5%
430.161 · Social Security	22,473.70	29,000.00	-6,526.30	77.5%
430.162 · Unemployment Compensation	2,256.31	2,800.00	-543.69	80.6%
430.163 · FSA	684.98	3,000.00	-2,315.02	22.8%
430.164 · HRA	3,137.01	5,500.00	-2,362.99	57.0%
430.18 · Wages - P/W Seasonal Employment	18,780.00	25,000.00	-6,220.00	75.1%
430.21 · Public Works - Misc. Supplies	1,758.92	2,500.00	-741.08	70.4%
430.23 · Uniforms	5,585.90	6,000.00	-414.10	93.1%
430.24 · Fuel	9,022.77	11,000.00	-1,977.23	82.0%
430.25 · Repairs - Maintenance	7,474.90	11,000.00	-3,525.10	68.0%
430.26 · Small Tools	1,167.93	3,500.00	-2,332.07	33.4%

BOROUGH OF CRAFTON
GENERAL FUND FINANCIAL REPORT
 January through August 2019

	Jan - Aug 19	Budget	\$ Over Bud...	% of Bu...
430.32 · Communications	2,284.60	3,500.00	-1,215.40	65.3%
430.354 · Worker's Compensation	18,182.16	27,000.00	-8,817.84	67.3%
430.356 · Drug/Alcohol Testing	0.00	500.00	-500.00	0.0%
430.36 · Utilities	5,122.67	8,000.00	-2,877.33	64.0%
430.37 · Vehicle Repairs	12,808.02	10,000.00	2,808.02	128.1%
430.42 · Licenses, Permits and Training	351.00	1,000.00	-649.00	35.1%
430.74 · Capital Outlay - minor equip	319.96	5,000.00	-4,680.04	6.4%
430.742 · Pub.Works - Cap. Outlay Equip	11,000.00	5,000.00	6,000.00	220.0%
432.14 · Wages - Snow Removal Overtime	7,308.72	10,000.00	-2,691.28	73.1%
432.22 · Anti-Skid Materials	28,382.50	50,000.00	-21,617.50	56.8%
433.22 · Signs & Posts	1,769.02	5,000.00	-3,230.98	35.4%
433.45 · Traffic Signals Maintenance	516.00	3,000.00	-2,484.00	17.2%
433.451 · Traffic Signals - Elect. Supply	4,077.82	6,500.00	-2,422.18	62.7%
434.45 · Street Lighting - Elect. Supply	51,000.77	85,000.00	-33,999.23	60.0%
435.22 · Material - Curbing Supplies	0.00	500.00	-500.00	0.0%
435.245 · Material - Stairs and Sidewalks	2,215.32	5,000.00	-2,784.68	44.3%
438.22 · Material- Roads Supplies	11,438.80	22,000.00	-10,561.20	52.0%
438.38 · Rental Equipment	4,802.88	4,000.00	802.88	120.1%
Total 430 · Public Works Department	573,514.48	853,130.00	-279,615.52	67.2%
452-453 · Recreation				
452.14 · Wages - Pool Personnel	59,901.83	75,000.00	-15,098.17	79.9%
452.15 · Wages - Pool Concess.	8,847.60	12,000.00	-3,152.40	73.7%
452.161 · Social Security	5,258.91	7,000.00	-1,741.09	75.1%
452.162 · Unemployment Compensation	611.47	2,300.00	-1,688.53	26.6%
452.20 · Pool Lic., Pmts,Trng, Clrnc	1,413.00	1,300.00	113.00	108.7%
452.21 · Maintenance Supplies	1,045.92	2,500.00	-1,454.08	41.8%
452.22 · Pool Filter- Repairs & Supplies	10,826.04	12,000.00	-1,173.96	90.2%
452.23 · Operating Supplies	3,551.61	4,000.00	-448.39	88.8%
452.25 · Pool- Repairs & Maintenance	1,635.04	3,000.00	-1,364.96	54.5%
452.26 · Pool Minor Equipment	1,074.93	3,500.00	-2,425.07	30.7%
452.27 · Computer H/W & Internet	2,670.96	1,000.00	1,670.96	267.1%
452.32 · Communications	324.17	500.00	-175.83	64.8%
452.354 · Worker's Compensation	3,636.48	5,000.00	-1,363.52	72.7%
452.36 · Utilities	8,118.98	12,800.00	-4,681.02	63.4%
452.37 · Pool Building - Rep/Maint	1,965.62	3,000.00	-1,034.38	65.5%
452.371 · Concession - Rep/Maint/Eq	1,718.20	3,000.00	-1,281.80	57.3%
452.72 · Capital Improvements	3,539.96	30,000.00	-26,460.04	11.8%
453.21 · Supplies - Concession Stand	9,908.88	15,000.00	-5,091.12	66.1%
453.23 · Sr. Dinner (offset 367.50)	5,494.18	8,000.00	-2,505.82	68.7%
453.37 · Maint/Repairs - Mini Golf	202.43	300.00	-97.57	67.5%
453.49 · Rec. Activities - Expenses	359.06	1,000.00	-640.94	35.9%
Total 452-453 · Recreation	132,105.27	202,200.00	-70,094.73	65.3%
454 · Parks				
454.25 · Maintenance Supplies	0.00	1,500.00	-1,500.00	0.0%
454.26 · Minor Equipment	1,764.98	1,000.00	764.98	176.5%
454.36 · Utilities	4,152.07	4,000.00	152.07	103.8%
454.37 · Maintenance - Repairs Services	10,475.87	7,000.00	3,475.87	149.7%
454.75 · Park Equip.- Cap.Improvements	3,419.00	3,000.00	419.00	114.0%
454.76 · Deposit/Refunds - Park Shelters	850.00	0.00	850.00	100.0%
Total 454 · Parks	20,661.92	16,500.00	4,161.92	125.2%
455 · Shade Trees				
455.22 · Shade Tree Operating Supplies	39.66	500.00	-460.34	7.9%
455.37 · Shade Tree Health Maintenance	9,338.41	14,000.00	-4,661.59	66.7%
455.44 · Shade Tree - Arborist	0.00	1,500.00	-1,500.00	0.0%
455.45 · Tree Plantings	1,036.49	3,000.00	-1,963.51	34.5%
455.46 · Boro Gardens	434.01	700.00	-265.99	62.0%
Total 455 · Shade Trees	10,848.57	19,700.00	-8,851.43	55.1%
456 · Libraries				
456.54 · Annual Contributions	46,666.72	70,000.00	-23,333.28	66.7%
Total 456 · Libraries	46,666.72	70,000.00	-23,333.28	66.7%

BOROUGH OF CRAFTON
GENERAL FUND FINANCIAL REPORT
 January through August 2019

	Jan - Aug 19	Budget	\$ Over Bud...	% of Bu...
457-459 · Community Activities				
457.295 · Seasonal Decorations	0.00	650.00	-650.00	0.0%
457.50 · Military Banner Expenses	1,990.46	2,000.00	-9.54	99.5%
458.22 · Community Center Supplies	31.84	250.00	-218.16	12.7%
459.56 · Borough Tributes	275.25	500.00	-224.75	55.1%
459.57 · Misc. Contributions	0.00	200.00	-200.00	0.0%
Total 457-459 · Community Activities	2,297.55	3,600.00	-1,302.45	63.8%
462-463 · Community & Economic Develop				
462.22 · Newsletter-Printing/Postage	7,334.24	3,000.00	4,334.24	244.5%
462.34 · Advertising & Promotions	847.00	1,000.00	-153.00	84.7%
462.42 · Subscription Services	7,817.80	1,820.00	5,997.80	429.5%
462.72 · Design & Mobility Improvements	0.00	18,000.00	-18,000.00	0.0%
Total 462-463 · Community & Economic Develop	15,999.04	23,820.00	-7,820.96	67.2%
471 · Debt Services - Principal				
471.21 · PNC-Duncan/General Oblig. Lease	136,058.44	136,062.00	-3.56	100.0%
471.35 · PNC - Heavy Equipment Lease	8,241.80	12,440.00	-4,198.20	66.3%
471.351 · PNC - Dump Truck Lease	14,269.01	21,475.00	-7,205.99	66.4%
Total 471 · Debt Services - Principal	158,569.25	169,977.00	-11,407.75	93.3%
472 · Debt Services - Interest				
472.21 · PNC-Duncan/General Oblig. Lease	950.44	1,047.00	-96.56	90.8%
472.35 · PNC - Heavy Equipment Lease	1,249.80	1,798.00	-548.20	69.5%
472.351 · PNC- Dump Truck Lease	2,716.03	4,002.00	-1,285.97	67.9%
Total 472 · Debt Services - Interest	4,916.27	6,847.00	-1,930.73	71.8%
483 · Agency And Trust				
483.01 · Police Pension Contrib.	29,370.68	38,700.00	-9,329.32	75.9%
483.10 · Police Pension Fund MMO	0.00	63,490.00	-63,490.00	0.0%
483.30 · Employee Pension Fund MMO	0.00	93,070.00	-93,070.00	0.0%
Total 483 · Agency And Trust	29,370.68	195,260.00	-165,889.32	15.0%
486 · Insurance				
486.01 · Compreh. Liability/Property Ins	82,562.00	80,000.00	2,562.00	103.2%
486.03 · Drug Screening	1,726.30	2,000.00	-273.70	86.3%
486.81 · Property Loss Claims-Borough	4,836.28	9,000.00	-4,163.72	53.7%
Total 486 · Insurance	89,124.58	91,000.00	-1,875.42	97.9%
491 · Refunds of Prior Year Expenses				
491.02 · RE Tax Refund - Prior	1,230.04	2,000.00	-769.96	61.5%
491.03 · Refunds - LST	249.80	500.00	-250.20	50.0%
491.06 · Refunds - Trash Collection	0.00	300.00	-300.00	0.0%
491.50 · Service Tax Credit - R/E Refund	1,075.66			
491.51 · Service Tax Credit - EIT Refund	1,284.22			
Total 491 · Refunds of Prior Year Expenses	3,839.72	2,800.00	1,039.72	137.1%
492 · Interfund Operating Transfers				
492.04 · Transfer to Celebrates Fund	0.00	4,000.00	-4,000.00	0.0%
Total 492 · Interfund Operating Transfers	0.00	4,000.00	-4,000.00	0.0%
Total Expense	2,918,927.20	4,590,719.00	-1,671,791.80	63.6%
Net Income	914,766.50	0.00	914,766.50	100.0%

Crafton Celebrates Financial Report

January through August 2019

	Jan - Au...	Budget	\$ Over B...	% of ...
Income				
367.00 - Celebrates Income	33,339.71	56,000.00	-22,660.29	59.5%
391.01 Trf from General Fund	0.00	4,000.00	-4,000.00	0.0%
Total Income	<u>33,339.71</u>	<u>60,000.00</u>	<u>-26,660.29</u>	<u>55.6%</u>
Expense				
457.01 Celebrates Expense				
457.21 Misc. Expenses	209.92			
457.22 Marketing & Mailers	2,450.47			
457.31 Celebrates Fireworks	0.00	8,000.00	-8,000.00	0.0%
457.35 Security	1,015.00			
457.38 Attractions & Rentals	19,840.61			
457.39 Entertainment-Stage	3,325.00			
457.41 Booth Expenses	3,090.39			
457.91 Refund - Vendors	85.00			
457.01 Celebrates Expense - Other	0.00	52,000.00	-52,000.00	0.0%
Total 457.01 Celebrates Expense	<u>30,016.39</u>	<u>60,000.00</u>	<u>-29,983.61</u>	<u>50.0%</u>
Total Expense	<u>30,016.39</u>	<u>60,000.00</u>	<u>-29,983.61</u>	<u>50.0%</u>
Net Income	<u><u>3,323.32</u></u>	<u><u>0.00</u></u>	<u><u>3,323.32</u></u>	<u><u>100.0%</u></u>

Road Tax Fund FINANCIAL REPORT

January through August 2019

	Jan - Aug...	Budget	\$ Over Bud...	% of B...
Income				
301.10 Road Tax - Current	438,976.65	476,160.00	-37,183.35	92.2%
301.20 Road Tax - Prior	15,217.66	17,000.00	-1,782.34	89.5%
319.01 Road Tax Pen/Int	2,208.43	5,000.00	-2,791.57	44.2%
354.03 Green Light-Go Disburse	0.00	704,051.00	-704,051.00	0.0%
363.25 Utility Reimburse-Paving	0.00	0.00	0.00	0.0%
380.01 Refund Prior Expenses	0.00	0.00	0.00	0.0%
392.31 TRF- Road Fund Reserve	0.00	114,500.00	-114,500.00	0.0%
Total Income	<u>456,402.74</u>	<u>1,316,711.00</u>	<u>-860,308.26</u>	<u>34.7%</u>
Gross Profit	456,402.74	1,316,711.00	-860,308.26	34.7%
Expense				
408.31 Engineering - Roads	21,639.85	60,000.00	-38,360.15	36.1%
408.315 Engineering - GLG	37,207.02	100,000.00	-62,792.98	37.2%
421.00 Bank Fees	0.00	0.00	0.00	0.0%
433.603 GLG - Grant Expenditure	0.00	704,051.00	-704,051.00	0.0%
433.605 GLG Construction Match	0.00	76,013.00	-76,013.00	0.0%
437.25 Equipment Repairs	441.38	8,000.00	-7,558.62	5.5%
438.45 Road - Contract Services	0.00	0.00	0.00	0.0%
438.74 Cap. Outlay - Equipment	0.00	0.00	0.00	0.0%
439.45 Road Paving Program	2,280.00	252,147.00	-249,867.00	0.9%
439.455 Road Program-Prior Year	9,123.78	114,500.00	-105,376.22	8.0%
491.10 Tax Refunds - Current	498.70	1,000.00	-501.30	49.9%
491.20 Tax Refund - Prior	365.77	1,000.00	-634.23	36.6%
Total Expense	<u>71,556.50</u>	<u>1,316,711.00</u>	<u>-1,245,154.50</u>	<u>5.4%</u>
Net Income	<u><u>384,846.24</u></u>	<u><u>0.00</u></u>	<u><u>384,846.24</u></u>	<u><u>100.0%</u></u>

Sewer Fund FINANCIAL REPORT

January through August 2019

	Jan - Aug 19	Budget	\$ Over Budget	% of B...
Income				
319 · Interest/Penalty-Jordan	11,036.31	25,000.00	-13,963.69	44.1%
341 · Interest on Investment-PLGIT	21,748.06	9,000.00	12,748.06	241.6%
357.04 · GROW Grant Disbursement	0.00	94,053.00	-94,053.00	0.0%
364 · Current Sewer User Fees	1,333,710.66	2,020,000.00	-686,289.34	66.0%
364.01 · Delinquent Sewer User Fees	5,060.16	22,000.00	-16,939.84	23.0%
380 · Other - Alcosan Billing Reimb.	7,201.04	6,800.00	401.04	105.9%
381 · Reimb. Current Exp	0.00	0.00	0.00	0.0%
382 · Misc Income	0.00	0.00	0.00	0.0%
383.10 · Sewer Tap In Fees	0.00	0.00	0.00	0.0%
392.08 · Trf from Sewer Fund Reserve	0.00	220,090.00	-220,090.00	0.0%
Total Income	1,378,756.23	2,396,943.00	-1,018,186.77	57.5%
Expense				
408.312 · Engineering - General Projects	177,237.04	70,000.00	107,237.04	253.2%
408.314 · Engineering - GROW Projects	13,848.24	24,000.00	-10,151.76	57.7%
408.316 · Engineering - Consent Order	43,629.75	141,000.00	-97,370.25	30.9%
421 · Office Supplies-Postage	0.00	1,000.00	-1,000.00	0.0%
425 · Maint/Rep.Materials	1,430.75	4,000.00	-2,569.25	35.8%
430 · Billing Fee - PAWC/Jordan	18,411.62	25,000.00	-6,588.38	73.6%
432 · Prof. Services - Legal	0.00	0.00	0.00	0.0%
436 · Alcosan - Qtrly Usage Chgs	508,612.33	1,032,000.00	-523,387.67	49.3%
437 · Equipment Repairs	2,093.98	10,000.00	-7,906.02	20.9%
438 · Fuel - Sweeper- Trk#108	4,108.08	5,000.00	-891.92	82.2%
442 · Dues - Permits	7,913.66	8,000.00	-86.34	98.9%
445 · Vactor charge	4,800.00	10,000.00	-5,200.00	48.0%
446 · Munic. Claim Commission	494.29	4,500.00	-4,005.71	11.0%
470.1 · Principal - Pennvest I	35,735.05	53,735.00	-17,999.95	66.5%
470.2 · Principal - Pennvest II	26,025.72	39,123.00	-13,097.28	66.5%
471.1 · Interest - Pennvest I	8,489.67	12,602.00	-4,112.33	67.4%
471.2 · Interest - Pennvest II	6,342.12	9,430.00	-3,087.88	67.3%
471.35 · Principal - PNC - ELGIN Sweeper	24,583.34			
472.35 · Interest - PNC - ELGIN Sweeper	4,971.22			
473.702 · General Project Construction	68,825.75	350,000.00	-281,174.25	19.7%
473.704 · GROW Project Construction	3,819.50	94,053.00	-90,233.50	4.1%
473.706 · Consent Order - Contract Work	125,764.46	445,000.00	-319,235.54	28.3%
475 · Cap Equipment Purchases	250.00	55,000.00	-54,750.00	0.5%
491 · Refunds	0.00	3,500.00	-3,500.00	0.0%
492 · Capital Project - Reserve Fund	0.00	0.00	0.00	0.0%
499 · other	152.49			
Total Expense	1,087,539.06	2,396,943.00	-1,309,403.94	45.4%
Net Income	291,217.17	0.00	291,217.17	100.0%



Jordan Tax Service, Inc.

102 Rahway Road • McMurray, PA 15317-3349

(412) 835-5243 • Fax (412) 835-5244

(724) 731-2300 • Fax (724) 731-2398

www.jordantax.com

Tax & Record
Services
Municipal
Business
Individual

September 20, 2019

Borough of Crafton
Rachel J. Susko, Manager
Municipal Building
100 Stotz Avenue
Pittsburgh, PA 15205

RE: Delinquent Earned Income & Net Profits Tax
Collection Summary Report
August, 2019

Detailed below are the Delinquent Earned Income Tax Collections remitted to the Borough for the Month of August, 2019:

PERIOD	TAX	PEN & INT	MUNICIPAL SHARE (50.00%)	
			MONTH	YEAR TO DATE
2011 and Prior	\$ 908.96	\$ 0.04	\$ 909.00	\$ 14,366.96
Add: Commissions	89.20	-	89.20	1,404.39
Refunds Issued	-	-	-	-
Net Collections	<u>\$ 998.16</u>	<u>\$ 0.04</u>	<u>\$ 998.20</u>	<u>\$ 15,771.35</u>

Amounts Transferred:

Date	Reference	Amount
08/31/19	Ck #2174	\$ 998.20

Total Transfers

\$ 998.20

We have enclosed our invoice for services.

Very truly yours,
JORDAN TAX SERVICE, INC.

WILLIAM R. LINNERT, JR.

CURRENT YEAR TO DATE DISTRIBUTIONS

	Resident Tax Amount	Non- Resident Tax Amount	Pen/Int Amount	Costs & Credits	Total Collections	Dist Year	Resident Tax Amount	Non- Resident Tax Amount	Pen/Int Amount	TCD Commission	Charges & Credits	Total Distribution
2012 Collections	(128.10)	0.00	27.50	0.00	(100.60)	2019	(128.10)	0.00	27.50	1.84	0.00	YTD (\$96.76)
2013 Collections	(219.38)	0.00	44.50	0.00	(174.88)	2019	(219.38)	0.00	44.50	3.14	0.00	YTD (\$171.74)
2014 Collections	1,525.81	0.00	89.00	0.00	1,614.81	2019	1,525.81	0.00	89.00	(29.06)	0.00	YTD \$1,585.75
2015 Collections	1,419.43	0.00	76.00	0.00	1,495.43	2019	1,419.43	0.00	76.00	(26.94)	0.00	YTD \$1,468.49
2015 Refunds	(6.50)	0.00	0.00	0.00	(6.50)	2019	(6.50)	0.00	0.00	0.00	0.00	YTD (\$6.50)
2016 Collections	1,779.43	0.00	52.00	0.00	1,831.43	2019	1,779.43	0.00	52.00	(32.99)	0.00	YTD \$1,798.44
2016 Refunds	(740.00)	0.00	0.00	0.00	(740.00)	2019	(740.00)	0.00	0.00	0.00	0.00	YTD (\$740.00)
2017 Collections	2,692.28	0.00	63.50	0.00	2,755.78	2019	2,692.28	0.00	63.50	(49.70)	0.00	YTD \$2,706.08
2017 Refunds	(417.50)	0.00	0.00	0.00	(417.50)	2019	(417.50)	0.00	0.00	0.00	0.00	YTD (\$417.50)
2018 Collections	232,168.94	1,561.66	10.25	0.00	233,740.85	2019	232,168.94	1,561.66	10.25	(4,208.25)	0.00	YTD \$229,532.60
2018 Refunds	(25,809.00)	0.00	0.00	0.00	(25,809.00)	2019	(25,809.00)	0.00	0.00	0.00	0.00	YTD (\$25,809.00)
2019 Collections	384,906.93	2,800.29	17.88	0.00	387,725.10	2019	384,906.93	2,800.29	17.88	(6,979.14)	0.00	YTD \$380,745.96
Current Year To Date	597,172.34	4,361.95	380.63	0.00	601,914.92	2019	597,172.34	4,361.95	380.63	(11,321.10)	0.00	YTD \$590,593.82

BOROUGH OF CRAFTON
Earned Income Tax Collections
January through August 2019

	<u>Jan - Aug...</u>	<u>Budget</u>	<u>\$ Over Bu...</u>	<u>% of ...</u>
Income				
310 · Act 511 Taxes				
310.21 · EIT - Current	387,707.22	570,000.00	-182,292.78	68.0%
310.22 · EIT - Prior	213,828.07	235,000.00	-21,171.93	91.0%
Total 310 · Act 511 Taxes	<u>601,535.29</u>	<u>805,000.00</u>	<u>-203,464.71</u>	<u>74.7%</u>
319 · Penalty/Interest				
319.12 · P&I - EIT	379.63	1,000.00	-620.37	38.0%
Total 319 · Penalty/Interest	<u>379.63</u>	<u>1,000.00</u>	<u>-620.37</u>	<u>38.0%</u>
Total Income	<u>601,914.92</u>	<u>806,000.00</u>	<u>-204,085.08</u>	<u>74.7%</u>
Gross Profit	601,914.92	806,000.00	-204,085.08	74.7%
Expense				
403 · Tax Collection				
403.48 · Jordan-Act 32 SWTax District	11,321.10	15,000.00	-3,678.90	75.5%
Total 403 · Tax Collection	<u>11,321.10</u>	<u>15,000.00</u>	<u>-3,678.90</u>	<u>75.5%</u>
Total Expense	<u>11,321.10</u>	<u>15,000.00</u>	<u>-3,678.90</u>	<u>75.5%</u>
Net Income	<u><u>590,593.82</u></u>	<u><u>791,000.00</u></u>	<u><u>-200,406.18</u></u>	<u><u>74.7%</u></u>



Jordan Tax Service, Inc.

102 Rahway Road • McMurray, PA 15317-3349

(412) 835-5243 • Fax (412) 835-5244

(724) 731-2300 • Fax (724) 731-2398

www.jordantax.com

Tax & Record
Services

Municipal

Business

Individual

September 20, 2019

Borough of Crafton
Rachel J. Susko, Manager
Municipal Building
100 Stotz Avenue
Pittsburgh, PA 15205

RE: Business Privilege Tax
Collection Summary Report
August, 2019

Detailed below are the Business Privilege Tax Collections remitted to the Borough for the Collection Period of August 1, 2019 through August 31, 2019:

<u>PERIOD</u>	<u>TAX</u>	<u>LICENSE</u>	<u>PEN & INT</u>	<u>TOTAL COLLECTIONS</u>	<u>YEAR TO DATE</u>
2017 and Prior	\$ 574.49	\$ 50.00	\$ -	\$ 624.49	\$ 1,026.77
2018	131.25	10.00	-	141.25	1,162.51
2019	1,569.98	20.00	61.49	1,651.47	59,252.08
Total Collections	<u>2,275.72</u>	<u>80.00</u>	<u>61.49</u>	<u>2,417.21</u>	<u>61,441.36</u>
Refunds Issued	-	-	-	-	-
	<u>\$ 2,275.72</u>	<u>\$ 80.00</u>	<u>\$ 61.49</u>		
Net Collections				<u>\$ 2,417.21</u>	<u>\$ 61,441.36</u>


Amounts Deposited:

<u>Date</u>	<u>Batch #</u>	<u>Amount</u>
08/15/19	29/30/26/37/45/42	\$ 765.74
08/15/19	28	1,011.00
08/20/19	29	630.47
08/28/19	30	10.00
Total Deposited		<u>\$ 2,417.21</u>

We have enclosed our invoice for services.

Very truly yours,
JORDAN TAX SERVICE, INC.

WILLIAM R. LINNERT, JR.



Jordan Tax Service, Inc.

102 Rahway Road • McMurray, PA 15317-3349

(412) 835-5243 • Fax (412) 835-5244

(724) 731-2300 • Fax (724) 731-2398

www.jordantax.com

Tax & Record
Services

Municipal
Business
Individual

September 20, 2019

Borough of Crafton
Rachel J. Susko, Manager
Municipal Building
100 Stotz Avenue
Pittsburgh, PA 15205

RE: Local Services Tax Collections
Collection Summary Report
August, 2019

Detailed below are the Local Services Tax Collections remitted to the Borough for the Collection Period of August 1, 2019 through August 31, 2019:

<u>PERIOD</u>	<u>TAX</u>	<u>PEN & INT</u>	<u>TOTAL COLLECTIONS</u>	<u>YEAR TO DATE</u>
2017 and Prior	\$ -	\$ -	\$ -	\$ 52.00
2018	-	-	-	12,393.96
2019	10,024.78	-	10,024.78	23,821.89
Total Collections	10,024.78	-	10,024.78	36,267.85
Refunds Issued	-	-	-	-
	<u>\$ 10,024.78</u>	<u>\$ -</u>	<u>\$ 10,024.78</u>	<u>\$ 36,267.85</u>
Net Collections			\$ 10,024.78	\$ 36,267.85

Amounts Remitted:

<u>Date</u>	<u>Batch #</u>	<u>Amount</u>
08/01/19	22	\$ 1,013.43
08/07/19	23	1,382.49
08/08/19	24	770.00
08/13/19	25	1,517.35
08/13/19	26	530.37
08/14/19	27	3,199.99
08/19/19	28	1,100.19
08/20/19	29	393.96
08/22/19	30	117.00

Total Deposited

\$ 10,024.78

We have enclosed our invoice for services.

Very truly yours,
JORDAN TAX SERVICE, INC.

WILLIAM R. LINNERT, JR.



Jordan Tax Service, Inc.

102 Rahway Road • McMurray, PA 15317-3349

(412) 835-5243 • Fax (412) 835-5244

(724) 731-2300 • Fax (724) 731-2398

www.jordantax.com

Tax & Record
Services
Municipal
Business
Individual

September 20, 2019

Borough of Crafton
Rachel J. Susko, Manager
Municipal Building
100 Stotz Avenue
Pittsburgh, PA 15205

RE: Mercantile Tax
Collection Summary Report
August, 2019

Detailed below are the Mercantile Tax Collections remitted to the Borough for the Collection Period of August 1, 2019 through August 31, 2019:

<u>PERIOD</u>	<u>TAX</u>	<u>PEN & INT</u>	<u>TOTAL COLLECTIONS</u>	<u>YEAR TO DATE</u>
2017 and Prior	\$ 1,677.35	\$ 167.74	\$ 1,845.09	\$ 1,845.09
2018	363.07	36.31	399.38	28,245.93
2019	17,337.00	-	17,337.00	49,616.93
	<u>\$ 19,377.42</u>	<u>\$ 204.05</u>		
Total Collections			<u>\$ 19,581.47</u>	<u>\$ 79,707.95</u>

Amounts Deposited:


<u>Date</u>	<u>Batch #</u>	<u>Amount</u>
08/08/19	13	\$ 3,307.42
08/13/19	14	14,019.58
08/20/19	15	10.00
08/23/19	24/31/30/30/32/32	2,244.47

Total Deposited \$ 19,581.47

We have enclosed our invoice for services.

Very truly yours,
JORDAN TAX SERVICE, INC.

WILLIAM R. LINNERT, JR.



Jordan Tax Service, Inc.

102 Rahway Road • McMurray, PA 15317-3349

(412) 835-5243 • Fax (412) 835-5244

(724) 731-2300 • Fax (724) 731-2398

www.jordantax.com

Tax & Record
Services
Municipal
Business
Individual

September 20, 2019

Borough of Crafton
Rachel J. Susko, Manager
Municipal Building
100 Stotz Avenue
Pittsburgh, PA 15205

RE: Trash Removal
Collection Summary Report
August, 2019

Detailed below are the 2019 Trash Removal Collections remitted to the Borough for the Month of August, 2019:

	<u>BILLING FEE</u>	<u>GARBAGE</u>	<u>TOTAL CURRENT PERIOD</u>	<u>YEAR TO DATE</u>
FACE TAX	\$ 65.00	\$ 6,493.93	\$ 6,558.93	\$ 478,045.94
Less: Discount	-	-	-	(17,611.00)
Plus: Penalty	-	353.95	353.95	2,263.05
Total Collections	\$ 65.00	\$ 6,847.88	\$ 6,912.88	\$ 462,697.99

Amounts Deposited:

<u>Date</u>	<u>Batch #</u>	<u>Amount</u>
08/06/19	23	\$ 6,912.88
Total		6,912.88
Less: Refunds		-
Total Deposits		\$ 6,912.88

	<u>BILLING</u>	<u>GARBAGE</u>	<u>YEAR-TO-DATE</u>
FACE BALANCE 02/01/2019	\$ 9,875.00	\$ 571,560.00	\$ 581,435.00
Add: Additions	-	-	-
Less: Deletions	-	-	-
ADJUSTED FACE BALANCE	9,875.00	571,560.00	581,435.00
Less: Total Collections	(8,435.00)	(469,610.94)	(478,045.94)
Less: Turned Over to Delinquent	-	-	-
FACE BALANCE 8/31/2019	\$ 1,440.00	\$ 101,949.06	\$ 103,389.06

Very truly yours,
JORDAN TAX SERVICE, INC.

William R. Linnert, Jr.
WILLIAM R. LINNERT, JR.



Jordan Tax Service, Inc.

102 Rahway Road • McMurray, PA 15317-3349
 (412) 835-5243 • Fax (412) 835-5244
 (724) 731-2300 • Fax (724) 731-2398
 www.jordantax.com

Tax & Record Services
Municipal Business Individual

September 20, 2019

Borough of Crafton
 Rachel J. Susko, Manager
 Municipal Building
 100 Stotz Avenue
 Pittsburgh, PA 15205

RE: Real Estate Taxes
 Collection Summary Report
 August, 2019

Detailed below are the 2019 Real Estate Tax Collections deposited to the Borough account for the Month of August, 2019:

	CURRENT PERIOD			YEAR TO DATE
	REAL ESTATE	ROAD	TOTAL	
FACE TAX	\$ 16,649.57	\$ 2,004.78	\$ 18,654.35	\$ 1,896,602.85
Less: Discount	(9.16)	(3.10)	(12.26)	(34,059.57)
Plus: Penalty	249.27	68.23	317.50	1,114.83
Total Collections	\$ 16,889.68	\$ 2,069.91	\$ 18,959.59	\$ 1,863,658.11

Amounts Deposited:

Date	Batch #	Amount
08/06/19	23	\$ 6,959.20
08/15/19	24	5,028.30
08/15/19	25	3,592.92
08/21/19	26	2,286.99
08/26/19	27	1,092.18
Total Deposits		18,959.59
Less: Refunds:		-
Net Collections		\$ 18,959.59

	2018		2019		TOTAL
	REAL ESTATE	ROAD	REAL ESTATE	ROAD	
FACE BALANCE 3/1/2019	\$ -	\$ -	\$ 1,527,404.44	\$ 517,215.74	\$ 2,044,620.18
Add: Additions	-	-	624.98	211.63	836.61
Less: Exonerations	-	-	(1,422.17)	(481.59)	(1,903.76)
ADJUSTED FACE BALANCE	-	-	1,526,607.25	516,945.78	2,043,553.03
Less: Total Collections	-	-	(1,407,508.09)	(489,094.76)	(1,896,602.85)
Less: Turned Over to Delinquent	-	-	-	-	-
FACE BALANCE 8/31/2019	\$ -	\$ -	\$ 119,099.16	\$ 27,851.02	\$ 146,950.18

Very truly yours,
 JORDAN TAX SERVICE, INC.

William R. Linnert, Jr.
 WILLIAM R. LINNERT, JR.

Tax Collector's Monthly Report to Taxing Districts

For the Month of AUGUST, 2019
BOROUGH OF CRAFTON Taxing District

		Real Estate	Road	Prior Years Real Estate	Prior Years Road
A. Collections					
1.	Balance Collectable-Beginning of Month	136,037.33	29,953.53		
2A.	Additions: During the Month(*)				
2B.	Deductions: Credits During the Month - (from line 17)				
3.	Total Collectable	136,037.33	29,953.53	0.00	0.00
4.	Less: Face Collections for the Month	16,849.57	2,004.78		
5.	Less: Deletions from the List (Gentrifications)				
6.	Less: Exonerations (*)	288.60	97.73		
7.	Less: Liens/Non-Lienable Installments(*)				
8.	Balance Collectable - End of Month	119,099.16	27,851.02	0.00	0.00
B. Reconciliation of Cash Collected					
9.	Face Amount of Collections - (must agree with line 4)	16,849.57	2,004.78	0.00	0.00
10.	Plus: Penalties	249.27	68.23		
11.	Less: Discounts	9.16	3.10		
12.	Total Cash Collector per Column	16,889.68	2,069.91	0.00	0.00
13.	Total Cash Collected				18,959.59
C. Payment of Taxes					
14.	Amount Remitted During the Month (*)				
	Date	Transaction #	Amount	TOTAL ALL TAXES	
	8/6/2019	23	6,959.20		
	8/15/2019	24	5,028.30		
	8/15/2019	25	3,592.92		
	8/21/2019	26	2,286.99		
	8/26/2019	27	1,092.18		
15.	Amount paid with this Report Applicable to this Reporting Month	Tx. #	Total	\$ 18,959.59	\$ 18,959.59
17.	List, Other Credit Adjustments (*)	Parcel #	Name	Amount	\$ 18,959.59
18.	Interest Earnings (if applicable)		Total	0.00	
<p>* Prior Yr. Collections Agent Acting on behalf of the Tax Collector Date <u>9/3/19</u> I verify this is a complete and accurate reporting of the balance collectable, taxes collected remitted for the month.</p> <p>Received by (taxing district): <u>William J. Turner</u> Title: <u>Assessor</u> Date: <u>9/3/19</u> I acknowledge the receipt of this report.</p>					
Taxing District Use (Optional)					
Carryover from Previous Month	\$				
Amount Collected This Month	\$				
Less Amount Paid This Month	\$				
Ending Balance	\$				

JORDAN TAX SERVICE, INC.
102 RAHWAY ROAD
MCMURRAY, PA 15317-3349
(724) 731-2300

September 13, 2019

Borough of Crafton
 Rachel J. Susko, Manager
 Municipal Building
 100 Stotz Avenue
 Pittsburgh, PA 15205

Gentlemen:

We are forwarding herewith counterfoils for delinquent taxes and municipal claims collected and satisfied since date of our last report. We are also forwarding deposit slips as summarized below and the Prothonotary's receipts for satisfaction costs advanced by our office.

DELINQUENT TAXES:

Receipts: #13682-13700

	Face Tax	Penalty	Interest	Costs	TOTAL
Prior 2018	2,283.63	138.87	226.51	257.00	2,906.01
2018	1,391.12	87.19	47.47	136.50	1,662.28
Record/Sheriff Sale Costs					1,401.29
Commission Collected					231.35

MUNICIPAL CLAIMS: "Trash"

Receipts: #2090-2104

	Face Tax	Penalty	Interest	Costs	Comm	TOTAL
	3,646.33	446.36	-	55.00	-	4,147.69
Record/Sheriff Sale Costs						75.76
Commission Collected						207.40

MUNICIPAL CLAIMS: "Trash"

Receipts: #4195, 4197, 4200, 4206-4209

	Face Tax	Penalty	Interest	Costs	Comm	TOTAL
*	651.80	-	-	-	-	651.80
Commission Collected						45.26

MUNICIPAL CLAIMS: "Sewage"

Receipts: #4196, 4198-4199, 4201-4205, 4210-4211

	Face Tax	Penalty	Interest	Costs	Comm	TOTAL
	1,499.34	72.37	211.79	435.00	-	2,218.50
Commission Collected						116.40

Total Collections, Taxes and Claims:

Taxes	\$	6,200.93	Ck. #1431	<u>\$ 13,663.74</u>
Trash	\$	5,127.91	Ck. #1432	
Sewage	\$	2,334.90	Ck. #1433	

Deposits Per Enclosed Receipts:

DATE	AMOUNT	DATE	AMOUNT	DATE	AMOUNT
08/13/19	401.63	08/19/19	573.98	08/26/19	149.00
08/13/19	1,112.85	08/23/19	157.49	08/26/19	250.00
08/13/19	1,862.95	08/23/19	3,205.24	08/26/19	1,011.52
08/14/19	974.91	08/23/19	3,964.17		

Total Deposits

13,663.74

*Partial Payments Not Yet Applied \$1,168.32

JORDAN TAX SERVICE, INC.


 William R. Linnert, Jr.

**BOROUGH OF CRAFTON
POLICE DEPARTMENT**

MARK A. SUMPTER
CHIEF OF POLICE

100 STOTZ AVENUE
CRAFTON, PENNSYLVANIA 15205

JAMES G. BLOOM
MAYOR



September 19, 2019

Crafton Police responded to 211 complaints during the month of August 2019.

The following 3 pages attached show a print out of the calls answered by Crafton Police.

Paid parking tags paid at the window - \$20.00

Copies of Police Reports – \$45.00.

One (1) solicitor permit was issued for the month of August - \$60.00

Eleven (11) truck permits were issued for the month of August - \$110.00

Fines collected by the Magistrate and paid to the borough for August - \$1,783.40

There were 76 citations issued, 44 citation warnings, 2 parking tags, 3 AccuTrak – 125 total

Crafton Borough had no narcotic related calls for the month of August 2019.

Naloxone (Narcan) was not used by Crafton Police or EMS.

Mileage on Police Cars:

Unit #11-1 - 2,222 miles ending at 60,148

Unit #11-2 - 2,664 miles ending at 58,903

Unit #11-3 - 253 miles ending at 51,915

Respectfully submitted,

Barbara H. Berkhouse

Barbara H. Berkhouse
Police Secretary

Calls for Service - by Keyword

CRAFTON BOROUGH



Incidents Reported Between 08/01/2019 and 08/31/2019

Code	Description	Primary Count	Secondary UCR Count		
			Code 2	Code 3	Code 4
ACCIDENT M					
3100	MOTOR VEHICLE ACCIDENTS	2			
ALARM					
2626	ALL OTHER OFFENSES - FALSE FIRE ALARM	1			
3810	SERVICE CALL-ALARMS-UNFOUNDED-EXCPT FIRE	14			
		<u>15</u>			
ALL OTHER					
2640	ALL OTHER ORDINANCE VIOLATIONS	3			
ANIMAL					
3805	SERVICE CALL-ANIMAL	2			ANIMAL CONTROL CALLED ON 1 CALL
5502	ANIMAL COMPLAINTS - BARKING DOGS	2			
5504	ANIMAL COMPLAINTS - DOG BITES	2			ANIMAL CONTROL CALLED ON BOTH CALLS
5506	ANIMAL COMPLAINTS - STRAY ANIMALS	3			ANIMAL CONTROL CALLED ON 1 CALL
5510	ANIMAL COMPLAINTS - OTHER	7			
		<u>16</u>			
ASSIST MOT					
3820	SERVICE CALL-ASSIST MOTORIST/DISABLE VEH	2			
ASSIST POL					
7504	ASSIST OTHER AGENCIES - OTHER POLICE	2			
CHECK WELF					
3801	SERVICE CALL-CHECK WELFARE	14			
CRIM MISCH					
1410	CRIMINAL MISCHIEF TO AUTOMOBILES	3			
DISORDERLY					
2400	DISORDERLY CONDUCT	1			
2480	DISORDERLY CONDUCT-ALL OTHERS	1			
		<u>2</u>			
DISTURBANC					
3610	DISTURBANCES-NOISE	2			
3620	DISTURBANCES-OTHER (FIGHTS,DISPUTES,ETC)	10			
		<u>12</u>			
DOMESTIC					
3600	DISTURBANCES-DOMESTIC	4			
DRUG					
1831	NARCOTICS-POSSESSION-MORPHINE,HEROIN,ETC	1			
1832	NARCOTICS-POSSESSION-MARIJUANA,ETC.	1			
1834	NARCOTICS-POSSESSION-OTHER DANGEROUS	1			
1891	DRUG EQUIPMENT VIOLATIONS	3			
		<u>6</u>			

Calls for Service - by Keyword

CRAFTON BOROUGH

Incidents Reported Between 08/01/2019 and 08/31/2019



Code	Description	Primary Count	Secondary UCR Count		
			Code 2	Code 3	Code 4
DUI					
2110	DRIVING UNDER THE INFLUENCE-LIQUOR/DRUGS	1			
2112	DRIVE UNDER INFLUENCE-ALCOHOL-IMPAIRED	2			
		<u>3</u>			
ELECTRICAL					
4026	NON-CRIMINAL-WIRES AND POLES DOWN	1			
FOUND ARTI					
5004	LOST & FOUND - FOUND ARTICLES	2			
FRAUD					
1100	FRAUD	5			
1150	FRAUD - CREDIT CARDS, ATM	2			
		<u>7</u>			
HARASSMENT					
2450	HARASSMENT	3			
HAZARDOUS					
3850	HAZARDOUS CONDITIONS	1			
INFORMATIO					
7010	PUBLIC SERVICES-NOTIFICATIONS(POL.INFO.)	1			
LIGHTS OUT					
4018	NON-CRIMINAL-ST. LIGHT OUT, ST. REPAIRS.	1			
LOCKOUT					
3860	SERVICE CALL-LOCKOUTS (VEHICLE/BLDG)	1			
LOST ARTIC					
5008	LOST & FOUND - LOST ARTICLES	1			
MEDICAL					
3870	MEDICAL EMERGENCY	17			
7008	PUBLIC SERVICES - MEDICAL ASSISTANCE	28			
		<u>45</u>			
MENTAL					
3400	MENTAL HEALTH	1			
OPEN BURN					
2820	TWP ORD-OPEN BURNING	2			
OPEN DOOR					
3880	OPEN DOORS/WINDOWS - DISCOVERED	3			

Calls for Service - by Keyword

CRAFTON BOROUGH

Incidents Reported Between 08/01/2019 and 08/31/2019



Code	Description	Primary Count	Secondary UCR Count		
			Code 2	Code 3	Code 4
PUBL DRUNK					
2300	PUBLIC DRUNKENESS	2			
SUSPICIOUS					
3500	SUSPICIOUS PERSONS,AUTOS,CIRCUMSTANCES	16			
SVC CALL					
3800	SERVICE CALL-MISCELLANEOUS	11			
THEFT					
0613	THEFT-\$200 & OVER-RETAIL THEFT	1			
0617	THEFT-\$200 & OVER-FROM BUILDINGS	2			
0623	THEFT-\$50 TO \$200-RETAIL THEFT	3			
0624	THEFT-\$50 TO \$200-FROM AUTO (EXCPT 0625)	1			
0633	THEFT-UNDER \$50-RETAIL THEFT	6			
0639	THEFT-UNDER \$50-ALL OTHER	1			
		<u>14</u>			
TRAF CIT					
CITT	TRAFFIC CITATION	54			
TRAFFIC					
3900	TRAFFIC & PARKING PROBLEMS	12			
TRESPASS					
2660	TRESPASSING OF REAL PROPERTY	1			
WARRANT					
8010	WARRANTS - LOCAL - CRIMINAL	1			
WATER LEAK					
4024	NON-CRIMINAL - WATER LEAKS,MAINS, ETC.	1			
		Total Calls	<u>265</u>		
			<u>54</u>		
			<u>211</u>		

CODE ENFORCEMENT REPORT AUGUST-SEPTEMBER 2019

<u>Date Submitted</u>	<u>Address</u>	<u>Violation Type</u>	<u>Description</u>	<u>Code</u>	<u>Status</u>
8/28/2019	Chess St.	property Maintenance	Grass growing tall again. 5 days.	302.4	Closed
8/29/2019	W Steuben	Sidewalks/Driveways (Unsafe)	sidewalk slabs in bad condition. 30 days.	302.3	Open
8/29/2019	W Steuben St.	Property Maintenance	Retaining walls in disrepair. 30 days.	302.7	Open
8/29/2019	W Steuben	Property Maintenance	Porch soffitt and beams in disrepair. 30 days.	304.1	Open
8/29/2019	W Steuben	Property Maintenance	Window in disrepair. 30 days.	304.13	Open
8/29/2019	W Steuben St	Property Maintenance	Missing siding allowing weather exposure nad woodrot. 30 days.	304.6	Open
8/29/2019	W Steuben St.	Gutters/Roof Drains	Gutters growing plants ie obstructions. 30 days.	304.7	Open
8/29/2019	Norma St	High Grass/Weeds	High grass and weeds all over property. 5 days. 3 days.	302.4	Open
8/29/2019	Hewitt	High Grass/Weeds	weedy property. 5 days to clean it up.	302.4	Open
8/29/2019	N Emily	Other	Hedges blocking visibility for cars approaching on N Emily and stopping at Taylor. 5 days. Hedges trimmed back.	225-122 D	Closed
8/29/2019	Thomas	Property Maintenance	Front steps unsafe/unuseable. 30 days.	302.3	Open
8/29/2019	Thomas	Property Maintenance	Chimney in gross disrepair. 15 days.	304.11	Open
8/29/2019	Thomas	Address Identification	no house numbers. 5 days. 3days.	304.3	Open
8/30/2019	Rodgers	Other	Hazardous trees posing safety threat. 10 days.	131-2A	Open
8/30/2019	Division	Property Maintenance	Broken garage window. 30days.	302.7	Open

CODE ENFORCEMENT REPORT AUGUST-SEPTEMBER 2019

8/30/2019	Division St.	Garbage on Property	Large pile of construction/ building debris. Pile of tires. 15 days.	308.1	Open
8/30/2019	Lyons St	Garbage on Property	Accumulation of junk. 15 days.	308.1	Open
8/30/2019	Crafton Blvd	Property Maintenance	Chimney in gross disrepair. 30 days.	304.11	Open
8/30/2019	Crafton Blvd	Property Maintenance	Soffit/fascia missing: holes in soffit/fascia. 60 days.	304.2	Open
8/30/2019	Crafton Blvd	Property Maintenance	Roof in disrepair. 60 days.	304.7	Open
8/30/2019	W. Steuben Street	Other	Rental occupancy		Open
8/30/2019	Grandview	Junk Car	Inoperative vehicle in driveway. 10 days to remove.	302.8	Closed
9/3/2019	Union	Property Maintenance	Soffit/fascia in disrepair; peeling paint on porch and house. 60 days.	304.2	Open
9/5/2019	Woodlawn	Garbage on Property	Accumulation of junk on porch. 5 days. Citation.	308.1	Open
9/5/2019	Fountain	High Grass/Weeds	High Grass/weeds out front. 5 days.	302.4	Open
9/5/2019	Fountain	Property Maintenance	Soffit/fascia in disrepair. 60 days.	304.2	Open
9/5/2019	Fountain	Other	Inspection and landlord report needed		Open
9/9/2019	Broadhead	High Grass/Weeds	Trees and weeds interfering with road use. 10 days.	29-11 ; 302.4	Closed
9/9/2019	Station	Property Maintenance	Fascia board off/peeling. 30 days.	304.2	Open
9/10/2019	Clearview Avenue	Other	Rental Reminder		Open
9/10/2019	Woodlawn Avenue	Other	Rental Inspection reminder		Open
9/11/2019	Dakota	High Grass/Weeds	Weeds in front. 5 days. 3 days.	302.4	Open
9/11/2019	Dakota	Property Maintenance	Metal fascia missing from wood fascia. 30 days.	304.2	Open

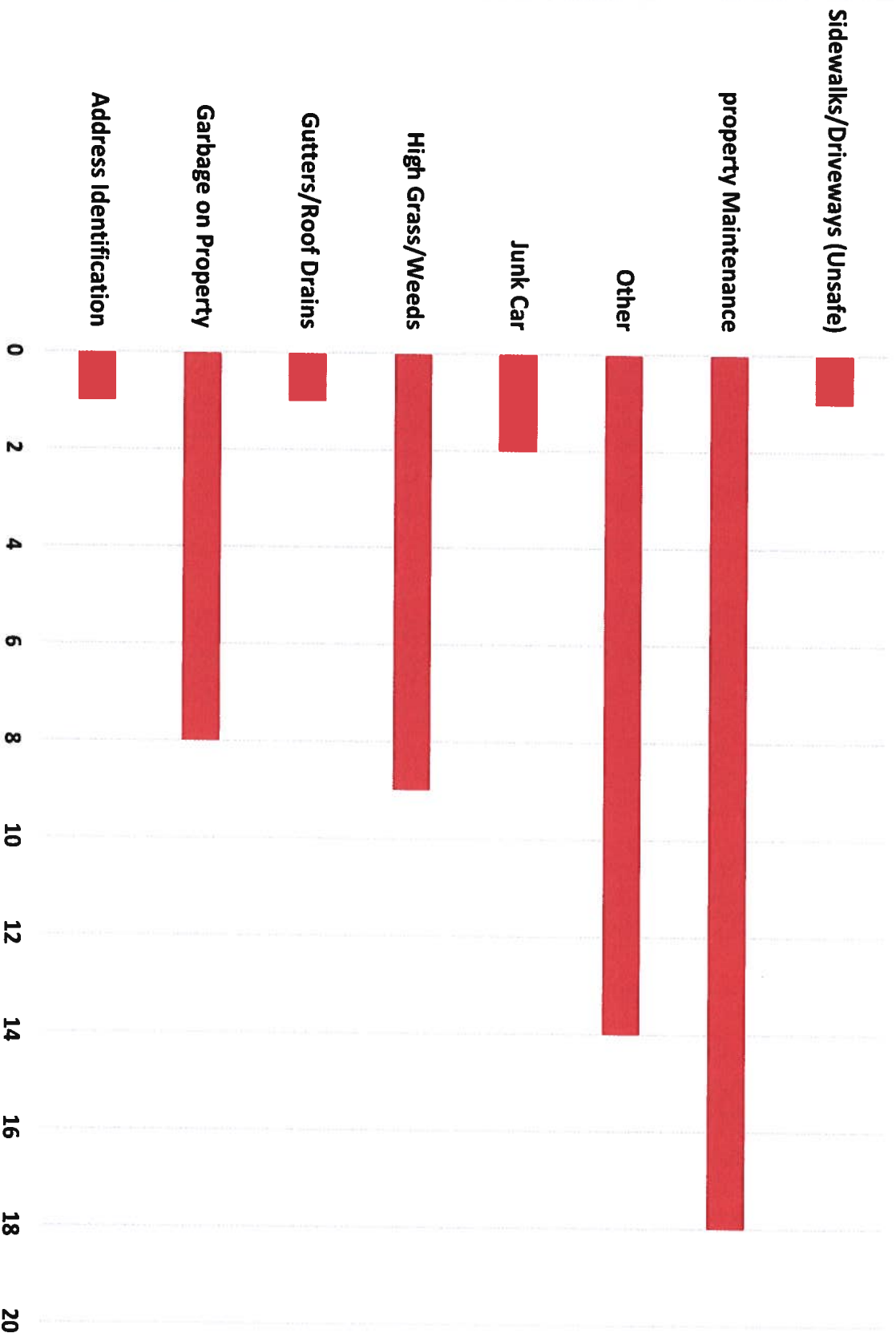
CODE ENFORCEMENT REPORT AUGUST-SEPTEMBER 2019

9/11/2019	Dakota		Garbage on Property	Piles of garbage along house not in cans. 5 days.	308.1	Closed
9/11/2019	Woodlawn Ave.		High Grass/Weeds	High grass & weeds; overgrowth into orchard and Woodlawn. 10 days.	302.4	Closed
9/12/2019	E. Crafton Avenue		Junk Car	A Frame Permit		Open
9/12/2019	Noble		Property Maintenance	Peeling paint on all the trim. 30 days.	304.2	Open
9/12/2019	Noble		Property Maintenance	Large crack/spalling on front porch floor. 30 days.	304.1	Open
9/13/2019	Maxwell		Other	Hazardous dead tree overganging Ingram Ave. and service line for neighbor. 10 days	131-2	Open
9/13/2019	Thomas		Garbage on Property	Accumulation of junk. 10 days.	308.1	Open
9/13/2019	Thomas		Garbage on Property	Accumulation of junk. 10 days.	308.1	Open
9/16/2019	Thomas Street		Other	Rental inspection reminder. Most recent 2008		Open
9/16/2019	Noble		Other	last landlord report 2008	112	Open
9/16/2019	Foster		High Grass/Weeds	Weeds in lot. 5 days.	302.4	Open
9/16/2019	Foster		Other	Graffiti. 30 days.	302.9	Open
9/16/2019	Foster		Property Maintenance	peeling paint on walls of building. 30 days.	304.2	Open
9/16/2019	Baldwick		Garbage on Property	Trash in front and along house. 10 Days.	308.1	Open
9/17/2019	Noble Avenue		Other		Rental	Open
9/17/2019	Sterrett Street		Other	Rental Reminder	Reminder	Open
9/17/2019	Thomas Street		Other			Open
9/17/2019	Warren Street		Other			Open
9/18/2019	Lincoln		High Grass/Weeds	High grass and weeds. 5 days.	302.4	Open

CODE ENFORCEMENT REPORT AUGUST-SEPTEMBER 2019

9/18/2019	Lincoln	Garbage on Property	Bulk waste. 10 days.	308.1	Open
9/18/2019	Oregon	High Grass/Weeds	Grass uncut. 5 days.	308.1	Open

Count of Violation Type



Building Inspection Report

August 2019

August Reports Received

(Attached)

Building Inspection Underwriters
Allegheny County R/E Transfer

Certificates & Permits Issued

August 2019

Rental Inspection Certificates Issued	11
Zoning Use/Occupancy Certificates Issued	20
Building/Zoning Permits Issued	10

PUBLIC WORKS / PARKS OPERATIONS REPORT

Council Meeting

August 26, 2019

Crew report 7-21-19 to 8-23-19

- **One Call** - responses at various locations
- **Litter can maintenance**- Check and empty all cans weekly.
- **Rain /Wind Storm**- Respond to rain/wind storms -crews check and clear catch basins removing debris build up tree limbs and branches; check and clear borough facilities of any storm related issues.
- **Emergency Response** - Tree limb down blocking road on Broadhead.
- **Chipper Service**- Respond to request for services from residents for branch/debris removal various locations, Delivered compost /wood chips to (2) locations.
- **Compost Site**- Windrow Maintenance.
- **Truck Repairs/ Maintenance** - Fleet preventative maintenance
- **Park/Pool Maintenance**- Cut all facilities (4x) Chemical check (daily) backwash as needed; Level playground mulch. Clean up/Set up Main Park and shelters for Rib Fest.
- **Street Sweeping Program**- Swept all routes weekly. 163 miles -9 Loads
- **Weed Control** -All Borough steps, Chartiers, Crafton Blvd
- **Sign Maintenance**- Install STOP signs Harris and Clearview. Install NO PARKING THIS SIDE OF STREET paint yellow curb Johnson, Replace traffic signs at various locations. Install SCHOOL BUS warning sign Lawson and Crafton Blvd.
- **In House Paving Program**- Mill and pave upper portions of Pine Alley, Nancy Alley, Orange Alley from McMunn to dead end; mill place and roll millings Lorraine Way
- **Crack Seal**- Crack sealing performed on Chartiers, Woodlawn, Bell, Noble, Bradford and Manor. Seal all seems and joints on newly paved alleys.
- **Crosswalks** - Repaint crosswalks along Crafton Blvd, West Crafton, Crennell, Noble, Bradford, Woodlawn.
- **Slide Remediation** -Remove slide material from Chartiers Ave.
- **Facility Maintenance** - Plumbing repairs Magistrate Office, Library book rack and furniture removal.

Admin.

Meet Borough Manger to discuss PW issues. Field inspections regarding one call, street openings; construction projects. Meet with engineer to discuss Clearview punch list, Pre-con with contractor regarding open cut sewer line repairs; emergency response to tree down blocking roadway,

Managing day to operations/administration for Public Works and Parks maintenance and repairs. Respond to constituents request for information and service.

Order supplies and material. Routine Field investigations, routine paperwork.



CRAFTON PUBLIC LIBRARY COUNCIL REPORT AUGUST 2019

PROGRAMMING

ADULT PROGRAMS AND EVENTS	Sessions	Attendance
Advanced Board Game Night	1	5
Conversation Salon	1	4
NSA Book Club	1	2
Scrabble	4	12
Tech Help	4	5
What's Cooking in Crafton	1	21
Writers Support	1	9
Yoga	4	57
Type Talk	2	32
ADULT TOTALS	19	147

TEEN PROGRAMS AND EVENTS	Sessions	Attendance
Anime Club	2	6
Dungeons & Dragons	2	7
TEEN TOTALS	4	13

JUVENILE PROGRAMS AND EVENTS	Sessions	Attendance
Afternoon Artists	1	12
Family Art Night	1	7
Summer Reading Pool Party	1	42
Precious Angels	2	31
JUVENILE TOTALS	5	92

PRESCHOOL PROGRAMS AND EVENTS	Sessions	Attendance
Family Storytime	4	25
Family Storytime – Tails & Tales	1	4
Precious Angels	3	50
PRESCHOOL TOTALS	8	79

TOTAL ALL PROGRAMS	36	331
---------------------------	-----------	------------

VISITORS

TOTAL
3,912

Senior Dinner Budget Spreadsheet 2019

	March	April	May	June	July	August	September	October	November	December
Total # of RSVP's	53	53	46	59	39	45				
Total # of Attendees	48	48	48	50	37	45				
Total Collected @ \$7 Per Person	\$349.00	\$322.00	\$336.00	\$350.00	\$259.00	\$308.00				
Free Dinner Coupons	?	2	0	0	0	1				
# of Meals Ordered	60	60	55	65	50	50				
Total Catering Cost	\$465.00	\$922.00	\$547.25	\$646.75	\$497.50	\$510.00				
Total 50/50						***See Notes				
Rec Board Portion 50/50										
Pop/Ice/Water/Coffee/Dessert \$ Spend	\$90.44	\$183.35	\$130.80	\$155.80	\$133.44	\$180.47				
Door Prize \$ Spend				\$40.00	\$50.00	\$50.00				
Decoration \$ Spend	\$85.44									
Entertainment \$ Spend	\$0.00	\$125.00	\$175.00	\$125.00	\$150.00	\$300.00	\$150.00			
Supplies \$ Spend										
Additional Expenses (Write in Below)				\$50.00						

SAMS MEMB

\$349.00	\$322.00	\$336.00	\$350.00	\$259.00	\$308.00	\$0.00	\$0.00	\$0.00	\$0.00	\$0.00
\$640.88	\$1,230.35	\$853.05	\$1,017.55	\$830.94	\$1,040.47	\$150.00	\$0.00	\$0.00	\$0.00	\$0.00
-\$291.88	-\$908.35	-\$517.05	-\$667.55	-\$571.94	-\$732.47	-\$150.00	\$0.00	\$0.00	\$0.00	\$0.00

*Note, this sheet is to be used for all items purchased for Senior Dinner via Borough purchase card or reimbursement. Any items donated would not be reported as an expense.

8/17/19 - Marsha ordered an additional 1/2 Pan of Ham & 2 Pans of Homemade Chips.