

# AUGUST 2023

## TAX COLLECTIONS REPORTS

Prepared and submitted by:  
JORDAN TAX SERVICE, INC

### ACT 511 TAX COLLECTIONS

Local Service Tax Collection	\$13,628.39
Earned Income Tax Collection	\$153,252.89
Business Privilege Tax Collection	\$56.63
Mercantile Tax Collection	\$5,882.07


### PROPERTY TAXES & FEES

Trash Fee Collections	\$4208.22
Delinquent Trash Fees	\$1,466.09
Property Tax Collections	\$17,969.00
Delinquent Property Taxes	\$9,615.17

### SHARED REVENUES

RAD Tax	\$29,045.71
Real Estate Transfer Tax	\$7,975.97

Total August Tax/Fees Received: \$243,100.14



# Jordan Tax Service, Inc.

102 Rahway Road • McMurray, PA 15317-3349

(412) 835-5243 • Fax (412) 835-5244

(724) 731-2300 • Fax (724) 731-2398

www.jordantax.com

Tax & Record  
Services

Municipal

Business

Individual

September 12, 2023

Borough of Crafton  
James T. Price, Manager  
Municipal Building  
100 Stotz Avenue  
Pittsburgh, PA 15205

Re: Local Services Tax Collections  
Collection Summary Report  
August, 2023

Detailed below are the Local Services Tax Collections remitted to the Borough for the Collection Period of August 1, 2023 through August 31, 2023:

<u>PERIOD</u>	<u>TAX</u>	<u>PEN &amp; INT</u>	<u>TOTAL COLLECTIONS</u>	<u>YEAR TO DATE</u>
2021 and Prior	\$ -	\$ -	\$ -	\$ -
2022	-	-	-	14,421.14
2023	13,628.39	-	13,628.39	28,891.88
Total Collections	13,628.39	-	13,628.39	43,313.02
Refunds Issued	-	-	-	-
	<u>\$ 13,628.39</u>	<u>\$ -</u>		
Net Collections			<u>\$ 13,628.39</u>	<u>\$ 43,313.02</u>

Amounts Remitted:

<u>Date</u>	<u>Batch #</u>	<u>Amount</u>
08/31/23	20-27	\$ 13,628.39
		-

Total Deposited \$ 13,628.39

We have enclosed our invoice for services.

Very truly yours,  
JORDAN TAX SERVICE, INC.

WILLIAM R. LINNERT, JR.

10:48 AM  
09/18/23  
Cash Basis

## Crafton Borough Local Service Tax Collection Report August 2023

---

	<u>Aug 23</u>	<u>Budget</u>	<u>\$ Over ...</u>	<u>% of B...</u>
<b>Income</b>				
<b>3050 · Act 511 Taxes</b>				
3083 · Local Service Tax - Current	13,628.39	0.00	13,628.39	100.0%
3086 · Local Svc Tax P&I	0.00	0.00	0.00	0.0%
<b>Total 3050 · Act 511 Taxes</b>	<u>13,628.39</u>	<u>0.00</u>	<u>13,628.39</u>	<u>100.0%</u>
<b>Total Income</b>	<u>13,628.39</u>	<u>0.00</u>	<u>13,628.39</u>	<u>100.0%</u>
<b>Gross Profit</b>	13,628.39	0.00	13,628.39	100.0%
<b>Expense</b>	0.00			
<b>Net Income</b>	<u><u>13,628.39</u></u>	<u><u>0.00</u></u>	<u><u>13,628.39</u></u>	<u><u>100.0%</u></u>

**Crafton Borough**  
**Local Service Tax Collection Report**  
January through August 2023

---

	<u>Jan - Au...</u>	<u>Budget</u>	<u>\$ Over ...</u>	<u>% of ...</u>
<b>Income</b>				
<b>3050 · Act 511 Taxes</b>				
3083 · Local Service Tax - Current	43,307.82	45,000.00	-1,692.18	96.2%
3086 · Local Svc Tax P&I	5.20	100.00	-94.80	5.2%
<b>Total 3050 · Act 511 Taxes</b>	<u>43,313.02</u>	<u>45,100.00</u>	<u>-1,786.98</u>	<u>96.0%</u>
<b>Total Income</b>	<u>43,313.02</u>	<u>45,100.00</u>	<u>-1,786.98</u>	<u>96.0%</u>
<b>Gross Profit</b>	<u>43,313.02</u>	<u>45,100.00</u>	<u>-1,786.98</u>	<u>96.0%</u>
<b>Expense</b>	0.00			
<b>Net Income</b>	<u><u>43,313.02</u></u>	<u><u>45,100.00</u></u>	<u><u>-1,786.98</u></u>	<u><u>96.0%</u></u>

**CURRENT YEAR TO DATE DISTRIBUTIONS**

	Resident Tax Amount	Non-Pen/Int Resident Tax Amount	Costs & Credits	Total Collections	Dist. Year	Resident Tax Amount	Non-Pen/Int Resident Tax Amount	TCD Commission	Charges & Credits	Total Distribution
DELQ-12 Collections	250.00	0.00	0.00	365.00	2023	250.00	0.00	0.00	0.00	\$365.00
DELQ-13 Collections	89.55	0.00	0.00	89.55	2023	89.55	0.00	0.00	0.00	\$89.55
DELQ-15 Collections	56.14	0.00	0.00	80.55	2023	56.14	0.00	0.00	0.00	\$80.55
DELQ-16 Collections	159.59	0.00	0.00	239.59	2023	159.59	0.00	0.00	0.00	\$239.59
DELQ-17 Collections	144.00	0.00	0.00	173.00	2023	144.00	0.00	0.00	0.00	\$173.00
DELQ-18 Collections	172.20	0.00	0.00	199.20	2023	172.20	0.00	0.00	0.00	\$199.20
DELQ-19 Collections	5.80	0.00	0.00	11.80	2023	5.80	0.00	0.00	0.00	\$11.80
DELQ-20 Collections	645.46	0.00	0.00	781.96	2023	645.46	0.00	0.00	0.00	\$781.96
DELQ-21 Collections	1,609.36	0.00	0.00	1,750.96	2023	1,609.36	0.00	0.00	0.00	\$1,750.96
DELQ-22 Collections	187.63	0.00	0.00	193.55	2023	187.63	0.00	0.00	0.00	\$193.55
2013 Collections	203.00	0.00	0.00	203.00	2023	203.00	0.00	(3.65)	0.00	\$199.35
2014 Collections	151.00	0.00	0.00	151.00	2023	151.00	0.00	(2.72)	0.00	\$148.28
2015 Collections	409.74	0.00	0.00	409.74	2023	409.74	0.00	(7.37)	0.00	\$402.37
2016 Collections	99.32	0.00	0.00	99.32	2023	99.32	0.00	(1.79)	0.00	\$97.53
2017 Collections	74.46	0.00	0.00	74.46	2023	74.46	0.00	(1.22)	0.00	\$73.24
2018 Collections	43.51	0.00	0.00	43.51	2023	43.51	0.00	(0.79)	0.00	\$42.72
2019 Collections	(69.53)	0.00	0.00	(69.53)	2023	(69.53)	0.00	1.25	0.00	(\$68.28)
2019 Refunds	(1.00)	0.00	0.00	(1.00)	2023	(1.00)	0.00	0.00	0.00	(\$1.00)
2020 Collections	(10.01)	(799.85)	0.00	(809.86)	2023	(10.01)	(799.85)	14.60	0.00	(\$795.26)
2020 Refunds	(55.00)	0.00	0.00	(55.00)	2023	(55.00)	0.00	0.00	0.00	(\$55.00)
2021 Collections	2,248.99	0.00	0.00	2,323.49	2023	2,248.99	0.00	(54.59)	0.00	\$2,268.90
2021 Refunds	(1,203.50)	0.00	0.00	(1,203.50)	2023	(1,203.50)	0.00	0.00	0.00	(\$1,203.50)
2022 Collections	283,194.00	1,261.16	0.00	284,502.12	2023	283,194.00	1,261.16	(4,950.23)	0.00	\$279,551.89
2022 Refunds	(31,213.50)	(244.00)	0.00	(31,457.50)	2023	(31,213.50)	(244.00)	0.00	0.00	(\$31,457.50)
2023 Collections	452,004.24	1,683.74	0.00	453,701.67	2023	452,004.24	1,683.74	(8,133.67)	0.00	\$445,568.00
<b>Current Year To Date</b>	<b>709,195.45</b>	<b>1,901.05</b>	<b>0.00</b>	<b>711,797.08</b>	<b>2023</b>	<b>709,195.45</b>	<b>1,901.05</b>	<b>(13,140.18)</b>	<b>0.00</b>	<b>\$698,656.90</b>

7:59 AM

09/22/23

Cash Basis


**Crafton Borough**  
**Year to Date Earned Income Tax**  
**August 2023**

---

	<u>Aug 23</u>	<u>Budget</u>	<u>\$ Over B...</u>	<u>% of Bu...</u>
<b>Income</b>				
3050 · Act 511 Taxes				
3053 · EIT - Current	153,445.01	0.00	153,445.01	100.0%
3056 · EIT - Prior	2,493.80	0.00	2,493.80	100.0%
3062 · EIT - Penalty & Interest	138.50	0.00	138.50	100.0%
<b>Total 3050 · Act 511 Taxes</b>	<u>156,077.31</u>	<u>0.00</u>	<u>156,077.31</u>	<u>100.0%</u>
<b>Total Income</b>	<u>156,077.31</u>	<u>0.00</u>	<u>156,077.31</u>	<u>100.0%</u>
<b>Gross Profit</b>	156,077.31	0.00	156,077.31	100.0%
<b>Expense</b>				
<b>Tax Collection &amp; Billing Fees</b>				
4325 · Jordan - Act 32 SW Tax District	2,824.42	0.00	2,824.42	100.0%
<b>Total Tax Collection &amp; Billing Fees</b>	<u>2,824.42</u>	<u>0.00</u>	<u>2,824.42</u>	<u>100.0%</u>
<b>Total Expense</b>	<u>2,824.42</u>	<u>0.00</u>	<u>2,824.42</u>	<u>100.0%</u>
<b>Net Income</b>	<u>153,252.89</u>	<u>0.00</u>	<u>153,252.89</u>	<u>100.0%</u>

**Crafton Borough**  
**Year to Date Earned Income Tax**  
 January through August 2023

	<u>Jan - Aug...</u>	<u>Budget</u>	<u>\$ Over Bu...</u>	<u>% of ...</u>
<b>Income</b>				
3050 · Act 511 Taxes				
3053 · EIT - Current	453,566.75	645,000.00	-191,433.25	70.3%
3056 · EIT - Prior	257,324.52	285,000.00	-27,675.48	90.3%
3062 · EIT - Penalty & Interest	905.81	500.00	405.81	181.2%
<b>Total 3050 · Act 511 Taxes</b>	<u>711,797.08</u>	<u>930,500.00</u>	<u>-218,702.92</u>	<u>76.5%</u>
<b>Total Income</b>	<u>711,797.08</u>	<u>930,500.00</u>	<u>-218,702.92</u>	<u>76.5%</u>
<b>Gross Profit</b>	711,797.08	930,500.00	-218,702.92	76.5%
<b>Expense</b>				
<b>Tax Collection &amp; Billing Fees</b>				
4325 · Jordan - Act 32 SW Tax District	13,140.18	15,000.00	-1,859.82	87.6%
<b>Total Tax Collection &amp; Billing Fees</b>	<u>13,140.18</u>	<u>15,000.00</u>	<u>-1,859.82</u>	<u>87.6%</u>
<b>Total Expense</b>	<u>13,140.18</u>	<u>15,000.00</u>	<u>-1,859.82</u>	<u>87.6%</u>
<b>Net Income</b>	<u><u>698,656.90</u></u>	<u><u>915,500.00</u></u>	<u><u>-216,843.10</u></u>	<u><u>76.3%</u></u>



# Jordan Tax Service, Inc.

102 Rahway Road • McMurray, PA 15317-3349

(412) 835-5243 • Fax (412) 835-5244

(724) 731-2300 • Fax (724) 731-2398

www.jordantax.com

Tax & Record  
Services

Municipal

Business

Individual

September 12, 2023

Borough of Crafton  
James T. Price, Manager  
Municipal Building  
100 Stotz Avenue  
Pittsburgh, PA 15205

RE: Business Privilege Tax  
Collection Summary Report  
August, 2023

Detailed below are the Business Privilege Tax Collections remitted to the Borough for the Collection Period of August 1, 2023 through August 31, 2023:

<u>PERIOD</u>	<u>TAX</u>	<u>LICENSE</u>	<u>PEN &amp; INT</u>	<u>TOTAL COLLECTIONS</u>	<u>YEAR TO DATE</u>
2021 and Prior	\$ -	\$ -	\$ -	\$ -	\$ 240.29
2022	-	-	-	-	4,369.38
2023	46.63	10.00	-	56.63	45,169.88
Total Collections	46.63	10.00	-	56.63	49,779.55
Refunds Issued	-	-	-	-	-
	<u>\$ 46.63</u>	<u>\$ 10.00</u>	<u>\$ -</u>	<u>\$ 56.63</u>	<u>\$ 49,779.55</u>
Net Collections				<u>\$ 56.63</u>	<u>\$ 49,779.55</u>

Amounts Remitted:

<u>Date</u>	<u>Batch #</u>	<u>Amount</u>
08/31/23	20	\$ 56.63
		-
Total Deposited		<u>\$ 56.63</u>

We have enclosed our invoice for services.

Very truly yours,  
JORDAN TAX SERVICE, INC.

WILLIAM R. LINNERT, JR.




## Crafton Borough Business Priviledge Collection Report August 2023

	<u>Aug 23</u>	<u>Budget</u>	<u>\$ Ove...</u>	<u>% of ...</u>
<b>Income</b>				
<b>3050 · Act 511 Taxes</b>				
3077 · Business Priviledge - Current	46.63	0.00	46.63	100.0%
3080 · Business Priviledge P&I	0.00	0.00	0.00	0.0%
<b>Total 3050 · Act 511 Taxes</b>	<u>46.63</u>	<u>0.00</u>	<u>46.63</u>	<u>100.0%</u>
<b>3100 · Business Licenses &amp; Permits</b>				
3115 · Business Licenses	10.00	0.00	10.00	100.0%
<b>Total 3100 · Business Licenses &amp; Permits</b>	<u>10.00</u>	<u>0.00</u>	<u>10.00</u>	<u>100.0%</u>
<b>Total Income</b>	<u>56.63</u>	<u>0.00</u>	<u>56.63</u>	<u>100.0%</u>
<b>Gross Profit</b>	56.63	0.00	56.63	100.0%
<b>Expense</b>	<u>0.00</u>			
<b>Net Income</b>	<u><u>56.63</u></u>	<u><u>0.00</u></u>	<u><u>56.63</u></u>	<u><u>100.0%</u></u>

**Crafton Borough**  
**Business Priviledge Collection Report**  
 January through August 2023

	<u>Jan - Au...</u>	<u>Budget</u>	<u>\$ Over B...</u>	<u>% of Bu...</u>
<b>Income</b>				
<b>3050 · Act 511 Taxes</b>				
<b>3077 · Business Priviledge - Current</b>	47,124.34	60,000.00	-12,875.66	78.5%
<b>3080 · Business Priviledge P&amp;I</b>	1,105.21	100.00	1,005.21	1,105.2%
<b>Total 3050 · Act 511 Taxes</b>	48,229.55	60,100.00	-11,870.45	80.2%
<b>3100 · Business Licenses &amp; Permits</b>				
<b>3115 · Business Licenses</b>	1,550.00	2,000.00	-450.00	77.5%
<b>Total 3100 · Business Licenses &amp; Permits</b>	1,550.00	2,000.00	-450.00	77.5%
<b>Total Income</b>	49,779.55	62,100.00	-12,320.45	80.2%
<b>Gross Profit</b>	49,779.55	62,100.00	-12,320.45	80.2%
<b>Expense</b>	0.00			
<b>Net Income</b>	<u>49,779.55</u>	<u>62,100.00</u>	<u>-12,320.45</u>	<u>80.2%</u>



# Jordan Tax Service, Inc.

102 Rahway Road • McMurray, PA 15317-3349

(412) 835-5243 • Fax (412) 835-5244

(724) 731-2300 • Fax (724) 731-2398

www.jordantax.com

Tax & Record  
Services

Municipal

Business

Individual

September 12, 2023

Borough of Crafton  
James T. Price, Manager  
Municipal Building  
100 Stotz Avenue  
Pittsburgh, PA 15205

RE: Mercantile Tax  
Collection Summary Report  
August, 2023

Detailed below are the Mercantile Tax Collections remitted to the Borough for the Collection Period of August 1, 2023 through August 31, 2023:

<u>PERIOD</u>	<u>TAX</u>	<u>PEN &amp; INT</u>	<u>TOTAL COLLECTIONS</u>	<u>YEAR TO DATE</u>
2021 and Prior	\$ -	\$ -	\$ -	\$ 1,039.53
2022	-	-	-	32,753.01
2023	5,800.20	81.87	5,882.07	35,632.41
	<u>\$ 5,800.20</u>	<u>\$ 81.87</u>		
Total Collections			<u>\$ 5,882.07</u>	<u>\$ 69,424.95</u>

Amounts Deposited:

<u>Date</u>	<u>Batch #</u>	<u>Amount</u>
08/31/23	10-11	\$ 5,882.07
		-

Total Deposited

\$ 5,882.07

We have enclosed our invoice for services.

Very truly yours,  
JORDAN TAX SERVICE, INC.

WILLIAM R. LINNERT, JR.


Crafton Borough  
Mercantile Tax Collection Report  
August 2023

---

	<u>Aug 23</u>	<u>Budget</u>	<u>\$ Over ...</u>	<u>% of ...</u>
<b>Income</b>				
<b>3050 · Act 511 Taxes</b>				
3068 · Mercantile - Current	5,800.20	0.00	5,800.20	100.0%
3074 · Mercantile - Penalty & Int.	81.87	0.00	81.87	100.0%
<b>Total 3050 · Act 511 Taxes</b>	<u>5,882.07</u>	<u>0.00</u>	<u>5,882.07</u>	<u>100.0%</u>
<b>Total Income</b>	<u>5,882.07</u>	<u>0.00</u>	<u>5,882.07</u>	<u>100.0%</u>
<b>Gross Profit</b>	<u>5,882.07</u>	<u>0.00</u>	<u>5,882.07</u>	<u>100.0%</u>
<b>Expense</b>	<u>0.00</u>			
<b>Net Income</b>	<u><u>5,882.07</u></u>	<u><u>0.00</u></u>	<u><u>5,882.07</u></u>	<u><u>100.0%</u></u>

## Crafton Borough Mercantile Tax Collection Report January through August 2023

	<u>Jan - Au...</u>	<u>Budget</u>	<u>\$ Over B...</u>	<u>% of B...</u>
<b>Income</b>				
<b>3050 · Act 511 Taxes</b>				
3068 · Mercantile - Current	69,060.67	90,000.00	-20,939.33	76.7%
3074 · Mercantile - Penalty & Int.	364.28	100.00	264.28	364.3%
<b>Total 3050 · Act 511 Taxes</b>	<u>69,424.95</u>	<u>90,100.00</u>	<u>-20,675.05</u>	<u>77.1%</u>
<b>Total Income</b>	<u>69,424.95</u>	<u>90,100.00</u>	<u>-20,675.05</u>	<u>77.1%</u>
<b>Gross Profit</b>	<u>69,424.95</u>	<u>90,100.00</u>	<u>-20,675.05</u>	<u>77.1%</u>
<b>Expense</b>	<u>0.00</u>			
<b>Net Income</b>	<u><u>69,424.95</u></u>	<u><u>90,100.00</u></u>	<u><u>-20,675.05</u></u>	<u><u>77.1%</u></u>



# Jordan Tax Service, Inc.

102 Rahway Road • McMurray, PA 15317-3349  
(412) 835-5243 • Fax (412) 835-5244  
(724) 731-2300 • Fax (724) 731-2398  
www.jordantax.com

Tax & Record  
Services  
Municipal  
Business  
Individual

September 12, 2023

Borough of Crafton  
James T. Price, Manager  
Municipal Building  
100 Stotz Avenue  
Pittsburgh, PA 15205

RE: Trash Removal  
Collection Summary Report  
August, 2023

Detailed below are the 2023 Trash Removal Collections remitted to the Borough for the Month of August, 2023:

	<u>BILLING FEE</u>	<u>GARBAGE</u>	<u>TOTAL CURRENT PERIOD</u>	<u>YEAR TO DATE</u>
FACE TAX	\$ 50.00	\$ 3,685.81	\$ 3,735.81	\$ 545,887.21
Less: Discount	-	-	-	(19,278.75)
Plus: Penalty	-	472.41	472.41	3,223.71
<b>Total Collections</b>	<b>\$ 50.00</b>	<b>\$ 4,158.22</b>	<b>\$ 4,208.22</b>	<b>\$ 529,832.17</b>

Amounts Deposited:

<u>Date</u>	<u>Amount</u>
08/31/23	\$ 4,208.22
	-
<b>Total</b>	<b>4,208.22</b>
Less: Refunds	-
<b>Total Deposits</b>	<b>\$ 4,208.22</b>

	<u>BILLING</u>	<u>GARBAGE</u>	<u>YEAR-TO-DATE</u>
FACE BALANCE 02/01/2023	\$ -	\$ (4,046.98)	\$ (4,046.98)
Add: Billing 02/02/2023	9,860.00	687,410.00	697,270.00
Add: Additions	-	-	-
Less: Deletions	-	(85.80)	(85.80)
<b>ADJUSTED FACE BALANCE</b>	<b>9,860.00</b>	<b>683,277.22</b>	<b>693,137.22</b>
Less: Total Collections	(8,085.00)	(537,802.21)	(545,887.21)
Less: Turned Over to Delinquent	-	-	-
<b>FACE BALANCE 08/31/2023</b>	<b>\$ 1,775.00</b>	<b>\$ 145,475.01</b>	<b>\$ 147,250.01</b>

Very truly yours,  
JORDAN TAX SERVICE, INC.

WILLIAM R. LINNERT, JR.


## Crafton Borough Trash Collection Report August 2023

	<u>Aug 23</u>	<u>Budget</u>	<u>\$ Over B...</u>	<u>% of Bu...</u>
<b>Income</b>				
<b>3370 · Sanitation Fees</b>				
3371 · Garbage Collection - Current	3,685.81	0.00	3,685.81	100.0%
3375 · Jordan - Refuse Bill Fee	50.00	0.00	50.00	100.0%
3385 · Garbage Collection - P&I	472.41	0.00	472.41	100.0%
<b>Total 3370 · Sanitation Fees</b>	<u>4,208.22</u>	<u>0.00</u>	<u>4,208.22</u>	<u>100.0%</u>
<b>Total Income</b>	<u>4,208.22</u>	<u>0.00</u>	<u>4,208.22</u>	<u>100.0%</u>
<b>Gross Profit</b>	<u>4,208.22</u>	<u>0.00</u>	<u>4,208.22</u>	<u>100.0%</u>
<b>Expense</b>	<u>0.00</u>			
<b>Net Income</b>	<u><u>4,208.22</u></u>	<u><u>0.00</u></u>	<u><u>4,208.22</u></u>	<u><u>100.0%</u></u>

## Crafton Borough Trash Collection Report January through August 2023

	<u>Jan - Aug...</u>	<u>Budget</u>	<u>\$ Over B...</u>	<u>% of ...</u>
<b>Income</b>				
<b>3370 · Sanitation Fees</b>				
3371 · Garbage Collection - Current	542,531.86	620,000.00	-77,468.14	87.5%
3375 · Jordan - Refuse Bill Fee	8,429.50	8,500.00	-70.50	99.2%
3385 · Garbage Collection - P&I	5,216.56	3,000.00	2,216.56	173.9%
<b>Total 3370 · Sanitation Fees</b>	<u>556,177.92</u>	<u>631,500.00</u>	<u>-75,322.08</u>	<u>88.1%</u>
<b>Total Income</b>	<u>556,177.92</u>	<u>631,500.00</u>	<u>-75,322.08</u>	<u>88.1%</u>
<b>Gross Profit</b>	<u>556,177.92</u>	<u>631,500.00</u>	<u>-75,322.08</u>	<u>88.1%</u>
<b>Expense</b>	<u>0.00</u>			
<b>Net Income</b>	<u><u>556,177.92</u></u>	<u><u>631,500.00</u></u>	<u><u>-75,322.08</u></u>	<u><u>88.1%</u></u>





# Jordan Tax Service, Inc.

102 Rahway Road • McMurray, PA 15317-3349  
 (412) 835-5243 • Fax (412) 835-5244  
 (724) 731-2300 • Fax (724) 731-2398  
 www.jordantax.com

Tax & Record Services  
 Municipal  
 Business  
 Individual

September 12, 2023

Borough of Crafton  
 James T. Price, Manager  
 Municipal Building  
 100 Stotz Avenue  
 Pittsburgh, PA 15205

Re: Real Estate Taxes  
 Collection Summary Report  
 August, 2023

Detailed below are the 2023 Real Estate Tax Collections deposited to the Borough account for the Month of August, 2023:

	CURRENT PERIOD			YEAR TO DATE
	REAL ESTATE	ROAD	TOTAL	
FACE TAX	\$ 15,935.37	\$ 1,310.92	\$ 17,246.29	\$ 2,223,732.51
Less: Discount	14.15	5.55	19.70	(40,472.24)
Plus: Penalty	518.72	184.29	703.01	2,060.71
<b>Total Collections</b>	<b>\$ 16,468.24</b>	<b>\$ 1,500.76</b>	<b>\$ 17,969.00</b>	<b>\$ 2,185,320.98</b>

Amounts Deposited:

Date	Batch #	Amount
08/24/23	31-35	\$ 17,969.00
		-
Total Deposits		17,969.00
Less: Refunds		-
Net Collections		<b>\$ 17,969.00</b>

	2022	2022	2023	2023	TOTAL
	REAL ESTATE	ROAD	REAL ESTATE	ROAD	
FACE BALANCE 3/1/2023	\$ 183.80	\$ 72.15	\$ -	\$ -	\$ 255.95
Add: Billing 3/1/2023	-	-	1,703,559.39	668,170.21	2,371,729.60
Add: Additions	-	-	152.40	59.78	212.18
Less: Exonerations	-	-	(1,728.84)	(678.08)	(2,406.92)
<b>ADJUSTED FACE BALANCE</b>	<b>183.80</b>	<b>72.15</b>	<b>1,701,982.95</b>	<b>667,551.91</b>	<b>2,369,790.81</b>
Less: Total Collections	-	-	(1,589,663.66)	(634,068.85)	(2,223,732.51)
Less: Turned Over to Delinquent	-	-	-	-	-
<b>FACE BALANCE 08/31/2023</b>	<b>\$ 183.80</b>	<b>\$ 72.15</b>	<b>\$ 112,319.29</b>	<b>\$ 33,483.06</b>	<b>\$ 146,058.30</b>

Very truly yours,  
 JORDAN TAX SERVICE, INC.

WILLIAM R. LINNERT, JR.

## Crafton Borough Real Estate & Road Tax Collection Report August 2023

	<u>Aug 23</u>	<u>Budget</u>	<u>\$ Over ...</u>	<u>% of ...</u>
<b>Income</b>				
<b>3000 · Real Estate Taxes</b>				
3001 · Real Estate - Current	15,935.37	0.00	15,935.37	100.0%
3005 · Real Estate - Prior year	0.00	0.00	0.00	0.0%
3015 · Real Estate - Penalty & Int.	532.87	0.00	532.87	100.0%
<b>Total 3000 · Real Estate Taxes</b>	<u>16,468.24</u>	<u>0.00</u>	<u>16,468.24</u>	<u>100.0%</u>
<b>3030 · Road Taxes</b>				
3031 · Road Tax - Current	1,310.92	0.00	1,310.92	100.0%
3035 · Road Tax - Prior	3,440.64	0.00	3,440.64	100.0%
3040 · Road Tax - Penalty & Int.	707.07	0.00	707.07	100.0%
<b>Total 3030 · Road Taxes</b>	<u>5,458.63</u>	<u>0.00</u>	<u>5,458.63</u>	<u>100.0%</u>
<b>Total Income</b>	<u>21,926.87</u>	<u>0.00</u>	<u>21,926.87</u>	<u>100.0%</u>
<b>Gross Profit</b>	<u>21,926.87</u>	<u>0.00</u>	<u>21,926.87</u>	<u>100.0%</u>
<b>Expense</b>	<u>0.00</u>			
<b>Net Income</b>	<u><u>21,926.87</u></u>	<u><u>0.00</u></u>	<u><u>21,926.87</u></u>	<u><u>100.0%</u></u>

21,926.87 +  
 517.23 -  
 3,440.64 -  
 -001.....  
 17,969.00 \*+

## Crafton Borough Real Estate & Road Tax Collection Report January through August 2023

	<u>Jan - Aug 23</u>	<u>Budget</u>	<u>\$ Over Bu...</u>	<u>% of ...</u>
<b>Income</b>				
<b>3000 · Real Estate Taxes</b>				
3001 · Real Estate - Current	1,560,578.80	1,777,000.00	-216,421.20	87.8%
3005 · Real Estate - Prior year	1,873.68	30,000.00	-28,126.32	6.2%
3015 · Real Estate - Penalty & Int.	1,685.99	2,000.00	-314.01	84.3%
<b>Total 3000 · Real Estate Taxes</b>	<u>1,564,138.47</u>	<u>1,809,000.00</u>	<u>-244,861.53</u>	<u>86.5%</u>
<b>3030 · Road Taxes</b>				
3031 · Road Tax - Current	622,661.77	615,000.00	7,661.77	101.2%
3035 · Road Tax - Prior	19,781.87	20,000.00	-218.13	98.9%
3040 · Road Tax - Penalty & Int.	3,719.62	5,000.00	-1,280.38	74.4%
<b>Total 3030 · Road Taxes</b>	<u>646,163.26</u>	<u>640,000.00</u>	<u>6,163.26</u>	<u>101.0%</u>
<b>Total Income</b>	<u>2,210,301.73</u>	<u>2,449,000.00</u>	<u>-238,698.27</u>	<u>90.3%</u>
<b>Gross Profit</b>	<u>2,210,301.73</u>	<u>2,449,000.00</u>	<u>-238,698.27</u>	<u>90.3%</u>
<b>Expense</b>	<u>0.00</u>			
<b>Net Income</b>	<u><u>2,210,301.73</u></u>	<u><u>2,449,000.00</u></u>	<u><u>-238,698.27</u></u>	<u><u>90.3%</u></u>

# Tax Collector's Monthly Report to Taxing Districts

For the Month of AUGUST, 2023  
 BOROUGH OF CRAFTON Taxing District

A. Collections	Real Estate	Road	Prior Years Real Estate	Prior Years Road
1. Balance Collectable-Beginning of Month	128,254.66	34,793.98	183.80	72.15
2A. Additions: During the Month(*)				
2B. Deductions: Credits During the Month - (from line 17)				
3. Total Collectable	128,254.66	34,793.98	183.80	72.15
4. Less: Face Collections for the Month	15,935.37	1,310.92		
5. Less: Deletions from the List (Gentrifications)				
6. Less: Exonerations (*)				
7. Less: Liens/Non-Lienable Installments(*)				
8. Balance Collectable - End of Month	112,319.29	33,483.06	183.80	72.15
<b>B. Reconciliation of Cash Collected</b>				
9. Face Amount of Collections - (must agree with line 4)	15,935.37	1,310.92	0.00	0.00
10. Plus: Penalties	518.72	184.29		
11. Less: Discounts	(14.15)	(5.55)		
12. Total Cash Collector per Column	16,468.24	1,500.76	0.00	0.00
13. Total Cash Collected				17,969.00
<b>C. Payment of Taxes</b>				
14. Amount Remitted During the Month (*)	8/24/2023	Transaction # 31-35	Amount 17,969.00	TOTAL ALL TAXES 17,969.00
15. Amount paid with this Report Applicable to this Reporting Month		Trx. #	Total	\$ 17,969.00
16. Total Remitted This Month				\$ 17,969.00
17. List, Other Credit Adjustments (*)	Parcel #	Name	Amount	
			Total	0.00
18. Interest Earnings (if applicable)				\$ *

\* Prior Yr. Collections I verify this is a complete and accurate reporting of the balance collectable, taxes collected remitted for the month.

Received by (taxing district) [Signature] Title Savary Date 9/18/23  
 I acknowledge the receipt of this report.

Taxing District Use (Optional)  
 Carryover from Previous Month \$  
 Amount Collected This Month \$  
 Less Amount Paid This Month \$  
 Ending Balance \$

Agent Acting on behalf of the Tax Collector  
[Signature] Date 9/18/23

**JORDAN TAX SERVICE, INC.**  
**102 RAHWAY ROAD**  
**MCMURRAY, PA 15317-3349**  
**(724) 731-2300**

September 18, 2023

Borough of Crafton  
 James T. Price, Manager  
 Municipal Building  
 100 Stotz Avenue  
 Pittsburgh, PA 15205

We are forwarding herewith counterfoils for delinquent taxes and municipal claims collected and satisfied since date of our last report. We are also forwarding deposit slips as summarized below and the Prothonotary's receipts for satisfaction costs advanced by our office.

**DELINQUENT TAXES:**  
 Receipts #14542-14551

	Face Tax	Penalty	Interest	Costs	TOTAL
Prior 2022	7,945.77	651.07	269.43	286.76	9,153.03
Commission Collected					462.14

**MUNICIPAL CLAIMS: "Trash"**  
 Receipts #2987-2991

	Face Tax	Penalty	Interest	Costs	TOTAL
Commission Collected	451.32	28.05	-	6.00	485.37
					11.97

**MUNICIPAL CLAIMS: "Trash"**  
 Receipts #4867, 4871, 4873

	Face Tax	Penalty	Interest	Costs	TOTAL
Commission Collected	607.86	56.00	102.29	153.00	919.15
					49.60

**MUNICIPAL CLAIMS: "Sewage"**  
 Receipts #4864-4866, 4868-4870, 4872, 4874

	Face Tax	Penalty	Interest	Costs	TOTAL
Commission Collected	1,826.13	45.78	183.11	153.00	2,208.02
					122.11

**MUNICIPAL CLAIMS: "Sewage"**  
 Receipts #302

	Face Tax	Penalty	Interest	Costs	TOTAL
Commission Collected	1,200.00	-	54.00	-	1,254.00
					125.40

<b><u>Total Collections, Taxes and Claims:</u></b>	Real Estate	\$	9,615.17	Ck. #1591	\$	14,790.79
	Trash	\$	1,466.09	Ck. #1592		
	Sewage	\$	3,709.53	Ck. #1593		

Deposits Per Enclosed Receipts:

DATE	AMOUNT	DATE	AMOUNT	DATE	AMOUNT
08/02/23	50.00	08/14/23	2,408.09	08/21/23	554.23
08/07/23	130.69	08/14/23	4,431.02	08/21/23	2,495.94
08/08/23	301.41	08/15/23	964.56	08/23/23	57.72
08/11/23	280.50	08/16/23	208.00	08/24/23	228.55
08/14/23	28.43	08/16/23	1,379.40		
08/14/23	243.53	08/18/23	1,028.72		

**Total Deposits** **\$ 14,790.79**

\*Partial Payments Not Yet Applied **\$874.82**

JORDAN TAX SERVICE, INC

  
 William R. Linnert, Jr.

Municipality

Real Estate Transfer Tax Issued - Detail by Tax District/Selective

Allegheny County, Jessica Garofolo, Department of Real Estate  
For Aug 01, 2023 thru Aug 31, 2023

Receipt Number	Document Number	Vol / Page	Tax Number	Recorded Date	Party of the First Part	Party of the Second Part	Location	Consideration	Entity Base Tax Amount	Commission Percent	Commission Amount	Payment Amount
<b>Crafton Boro</b>												
4270920	20238	19382	549	T16894	08/01/2023	SAKAI CHARLES H	CRAFTON Ward / Bldg: 99-NO WARD	250,000.00	1,250.00	.0200	25.00	1,225.00
SALE				CURTIS PROPERTIES LLC		CURTIS PROPERTIES LLC 2725 CENTER ST PITTSBURGH PA 15205		0068D00183000000	08-D-183	Commercial Bus Priv.		
3-2022-103				0068D00183000000		PITTSBURGH ST.		08-D-115	vacant land			
4271368	20420	19384	490	T17058	08/02/2023	KILLMEYER CAROLYN A BY AIF	CRAFTON Ward / Bldg: 99-NO WARD	260,000.00	1,300.00	.0200	26.00	1,274.00
SALE				MCDOWELL JAY		ROCKET MORTGAGE 1850 WOODWARD AVE DETROIT MI 48226		0068G00303000000	08-E-303	Single Family Trash @		
12-2023-71					575 Grandview Ave Pittsburgh PA 15205							
4272469	20742	19388	133	T17332	08/04/2023	MANZELLA MICHAEL	CRAFTON Ward / Bldg: 99-NO WARD	275,000.00	1,375.00	.0200	27.50	1,347.50
SALE				BUREK STANLEY		PNC BANK NA PO BOX 771021 CHICAGO IL 60677		0040A00152000000	40-A-152	Single Family Trash @		
12-2023-02					15 Cross St Pittsburgh PA 15205							
4278358	22341	19404	548	T18657	08/22/2023	FAVORED H & F LLC	CRAFTON Ward / Bldg: 99-NO WARD	181,000.00	905.00	.0200	18.10	886.90
SALE				SHEALEY CALI		MOVEMENT MTG LLC 8024 CALVIN HALL RD INDIAN LAND SC 29707		0040R00067000000	40-R-07	Single Family Trash @		
12-2023-82					321 Mueller Ave Pittsburgh PA 15205							
4279194	22552	19407	57	T18850	08/23/2023	DENK MARY ANN	CRAFTON Ward / Bldg: 99-NO WARD	100,000.00	500.00	.0200	10.00	490.00
SALE				DENK BRANDON		BRANDON DENK LENDING HGHTS LLC 428 ALLEGHENY RIVER BLVD OKMONT PA 15138		0040K00373000000	40-K-373	Two-Family Trash @ Bus Priv.		
12-2023-72					15 Union Ave Pittsburgh PA 15205							
4280980	22811	19409	513	T19062	08/25/2023	ROMAN ANDREW C	CRAFTON Ward / Bldg: 99-NO WARD	205,000.00	1,025.00	.0200	20.50	1,004.50
SALE				BURSICK LAURENA		GUARANTEED RATE AFFINITY LLC 1800 W LARCHMONT AVE CHICAGO IL 60613		0040K00188000000	40-K-188	Single Family Trash @		
12-2023-70					17 Josephine St. Pittsburgh PA 15205							

Municipality

Real Estate Transfer Tax Issued - Detail by Tax District/Selective

Allegheny County, Jessica Garofalo, Department of Real Estate  
For Aug 01, 2023 thru Aug 31, 2023

Receipt Number	Document Number	Vol / Page	Tax Number	Recorded Date	Party of the First Part	Party of the Second Part	Consideration	Entry Base Tax Amount	Commission Percent	Commission Amount	Payment Amount	
<b>Crafton Boro</b>												
4280766	23000	19411	466	T19219	08/29/2023 BONNER REGIS G EST	MCMULLEN WERT MOLLY	138,750.00	693.75	0.200	13.88	679.87	
						Ward / Bkhd: 99-NO WARD	0040A00175000000					
						Certificate: MOLLY MCMULLEN-WERT RYAN WERT 63 OREGON AVE PITTSBURGH PA 15205	40-A-175			Single Family		
02-2023-90												
4281063	23097	19412	449	T19308	08/29/2023 GANGEMI MARCYA EST	EVANS CARTER	93,000.00	465.00	0.200	9.30	455.70	
						Ward / Bkhd: 99-NO WARD	0040N00235000000					
						Certificate: CARTER & KASEY EVANS 232 WALLACE ST CUDDY PA 15031	40-N-235			Two Family		
02-2023-77												
4281783	23338	19415	98	T19500	08/31/2023 WERWIE JOSEPH O	PERRY JOYCE WERWIE		0.00	0.200	0.00	0.00	
						Ward / Bkhd: 99-NO WARD	0069M00079000000					
						Certificate: JOYCE WERWIE PERRY 11 E CRAFTON AVE PITTSBURGH PA 15205	09-N-79			Commercial		
02-2023-68												
4281820	23342	19415	126	T19504	08/31/2023 ADAMO HELEN A REAL ESTATE TRUST	ADAMO ROBERT P		0.00	0.200	0.00	0.00	
						Ward / Bkhd: 99-NO WARD	0068K00132000000					
						Certificate: ROBERT P ADAMO 181 S LINWOOD AVE PITTSBURGH PA 15205	06-K-132			Single Family		
4281988				T19514	08/31/2023 ADAMO HELEN A REAL ESTATE TRUST	ADAMO ROBERT P		0.00	0.200	0.00	0.00	
						Ward / Bkhd: 99-NO WARD	0068K00132000000					
						Certificate: ADD STATEMENT OF VALUE RCP T & 4281820 REC 8/31/2023 DBV 19415 PG 126 INST # 23342 PA 15219	06-K-132			Single Family		



8:06 AM

09/22/23

Cash Basis

**Crafton Borough**  
**Transaction Detail By Account**  
**January through August 2023**

Type	Date	Memo	Class	Clr	Original Amount	Balance
<b>3270 · County Shared Revenue &amp; Grants</b>						
<b>3271 · 1% Sale Tax (RAD)</b>						
Deposit	01/11/2023	RAD TAX	General Fund		23,189.77	23,189.77
Deposit	02/09/2023	RAD TAX	General Fund		29,286.90	52,476.67
Deposit	03/08/2023	RAD TAX	General Fund		22,862.00	75,338.67
Deposit	04/10/2023	RAD Tax	General Fund		22,341.95	97,680.62
Deposit	05/09/2023	RAD TAX	General Fund		25,908.45	123,589.07
Deposit	06/09/2023	RAD TAX	General Fund		37,629.15	161,218.22
Deposit	07/11/2023	RAD Tax	General Fund		25,478.55	186,696.77
Deposit	08/08/2023	RAD Tax	General Fund		29,045.71	215,742.48
Total 3271 · 1% Sale Tax (RAD)						215,742.48
Total 3270 · County Shared Revenue & Grants						215,742.48
<b>TOTAL</b>						<b>215,742.48</b>





	Jan - Aug 23	Budget	\$ Over Budget	%	Notes	Jan - Aug 22	Budget	%
<b>Income</b>								
3000 · Real Estate Taxes								
3001 · Real Estate - Current	\$ 1,560,578.80	\$ 1,777,000.00	\$ (216,421.20)	88%	This is slightly behind where where we were last year. We are investigating the taxable value of properties in Crafton.	\$ 1,563,066.34	\$ 1,700,000.00	92%
3005 · Real Estate - Prior year	\$ 1,873.68	\$ 30,000.00	\$ (28,126.32)	6%	This was likely over budgeted. Should be closer to \$8K next year.	\$ 23,965.90	\$ 8,500.00	282%
3010 · Real Estate - Delinquent	\$ 52,678.20	\$ 65,000.00	\$ (12,321.80)	81%	We are above last year	\$ 30,740.16	\$ 65,000.00	47%
3015 · Real Estate - Penalty & Int.	\$ 1,685.99	\$ 2,000.00	\$ (314.01)	84%		\$ 2,162.60	\$ 2,000.00	108%
3020 · R/E Delinq. P&I	\$ 22,308.28	\$ 30,000.00	\$ (7,691.72)	74%	Deliquent are collected throughout the year, and now we sig ahead of last year.	\$ 12,818.36	\$ 30,000.00	43%
<b>Total 3000 · Real Estate Taxes</b>	<b>\$ 1,639,124.95</b>	<b>\$ 1,904,000.00</b>	<b>\$ (264,875.05)</b>	<b>86%</b>		<b>\$ 1,632,753.36</b>	<b>\$ 1,805,500.00</b>	<b>90%</b>
<b>3030 · Road Taxes</b>								
3031 · Road Tax - Current	\$ 622,661.77	\$ 615,000.00	\$ 7,661.77	101%		\$ 624,702.81	\$ 615,000.00	102%
3035 · Road Tax - Prior	\$ 19,781.87	\$ 20,000.00	\$ (218.13)	99%		\$ 20,552.47	\$ 20,000.00	103%
3040 · Road Tax - Penalty & Int.	\$ 3,719.62	\$ 5,000.00	\$ (1,280.38)	74%	Bills are not due until 6/30 but are discounted by 4/30	\$ 2,473.65	\$ 5,000.00	49%
<b>Total 3030 · Road Taxes</b>	<b>\$ 646,163.26</b>	<b>\$ 640,000.00</b>	<b>\$ 6,163.26</b>	<b>101%</b>		<b>\$ 647,728.93</b>	<b>\$ 640,000.00</b>	<b>101%</b>
<b>3050 · Act 511 Taxes</b>								
3051 · Real Estate Transfer Tax	\$ 60,232.51	\$ 120,000.00	\$ (59,767.49)	50%	This is a significant change from last and it is largely due to the slowdown in home sales. Houses sold last year by July - 79 Houses sold this year by July - 58 Tax per house 2022 - \$1085 Tax per house 2023 -\$859	\$ 91,901.79	\$ 110,000.00	84%
3053 · EIT - Current	\$ 453,566.75	\$ 645,000.00	\$ (191,433.25)	70%	Larger Payments come in quarterly.	\$ 418,279.55	\$ 610,000.00	69%
3056 · EIT - Prior	\$ 257,324.52	\$ 285,000.00	\$ (27,675.48)	90%	Bulk of prior year EIT colected in first few months.	\$ 248,636.01	\$ 285,000.00	87%
3059 · EIT - Delinquent	\$ 2,658.81	\$ 7,500.00	\$ (4,841.19)	35%		\$ 358.10	\$ 7,500.00	5%
3062 · EIT - Penalty & Interest	\$ 905.81	\$ 500.00	\$ 405.81	181%		\$ 462.11	\$ 500.00	92%
3065 · EIT - Delinq. - Penalty & Int.	\$ 681.81	\$ 1,500.00	\$ (818.19)	45%		\$ -	\$ 1,500.00	0%
3068 · Mercantile - Current	\$ 69,060.67	\$ 90,000.00	\$ (20,939.33)	77%		\$ 53,251.93	\$ 90,000.00	59%
3074 · Mercantile - Penalty & Int.	\$ 364.28	\$ 100.00	\$ 264.28	364%		\$ 99.22	\$ 100.00	99%
3077 · Business Priviledge - Current	\$ 47,124.34	\$ 60,000.00	\$ (12,875.66)	79%	Larger Payments come in quarterly.	\$ 50,146.73	\$ 60,000.00	84%
3080 · Business Priviledge P&I	\$ 1,105.21	\$ 100.00	\$ 1,005.21	1105%	Last year was an anomoly with 1,500 paid by March and this may be as well. Consider increasing budget to 500.	\$ 68.94	\$ 100.00	69%
3083 · Local Service Tax - Current	\$ 43,307.82	\$ 45,000.00	\$ (1,692.18)	96%		\$ 26,816.17	\$ 45,000.00	60%
3086 · Local Svc Tax P&I	\$ 5.20	\$ 100.00	\$ (94.80)	5%		\$ -	\$ 100.00	0%

	Jan - Aug 23	Budget	\$ Over Budget	%	Notes	Jan - Aug 22	Budget	%
<b>Income</b>								
Total 3050 · Act 511 Taxes	\$ 936,337.73	\$ 1,254,800.00	\$ (318,462.27)	75%		\$ 890,020.55	\$ 1,209,800.00	74%
3090 · Sewer Fees								
3091 · Sewer Fees - Current	\$ 1,595,343.94	\$ 2,385,820.00	\$ (790,476.06)	67%	We are ahead of where we were last year.	\$ 1,465,450.78	\$ 2,380,000.00	62%
3093 · Sewer Fees - Delinq.	\$ 31,593.91	\$ 30,000.00	\$ 1,593.91	105%		\$ 21,699.54	\$ 15,000.00	145%
3095 · Alcosan Blling Reimb.	\$ 8,034.98	\$ 7,500.00	\$ 534.98	107%	Paid annually and it is done.	\$ 7,597.80	\$ 7,500.00	101%
3097 · Sewer Fees - Penalty & Int.	\$ 30,139.38	\$ 15,000.00	\$ 15,139.38	201%		\$ 13,177.55	\$ 9,000.00	146%
3099 · Sewer Tap In Fees	\$ -	\$ 1,500.00	\$ (1,500.00)	0%		\$ -	\$ 1,500.00	0%
Total 3090 · Sewer Fees	\$ 1,665,112.21	\$ 2,439,820.00	\$ (774,707.79)	68%	On track	\$ 1,507,925.67	\$ 2,413,000.00	62%
3100 · Business Licenses & Permits								
3105 · Mechanical Devices	\$ 4,650.00	\$ 5,000.00	\$ (350.00)	93%		\$ 6,000.00	\$ 2,000.00	300%
3110 · Cable Franchise Fees	\$ 63,502.31	\$ 90,000.00	\$ (26,497.69)	71%	We received our audit on this, and the cable company is compliant. Might want to lower this budget next year.	\$ 66,708.56	\$ 90,000.00	74%
3115 · Business Licenses	\$ 1,550.00	\$ 2,000.00	\$ (450.00)	78%		\$ 1,650.00	\$ 2,000.00	83%
Total 3100 · Business Licenses & Permits	\$ 69,702.31	\$ 97,000.00	\$ (27,297.69)	72%		\$ 74,358.56	\$ 94,500.00	79%
3150 · Non-Business Licenses & Permits								
3151 · Street Openings	\$ 3,716.00	\$ 5,000.00	\$ (1,284.00)	74%		\$ 3,448.00	\$ 3,500.00	99%
3155 · Street Pole Permits	\$ 4,700.00	\$ 300.00	\$ 4,400.00	1567%	Duquesne Light has repaired dozens of poles in the Borough this year. This is unusual. Do not significantly increase the budget	\$ 200.00	\$ 100.00	200%
3160 · Truck Parking Permits	\$ 95.00	\$ 200.00	\$ (105.00)	48%		\$ 115.00	\$ 200.00	58%
Total 3150 · Non-Business Licenses & Perm	\$ 8,511.00	\$ 5,500.00	\$ 3,011.00	155%		\$ 3,763.00	\$ 3,800.00	99%
3170 · Fines & Forfeits								
3171 · Fines - Magistrate/County	\$ 18,042.27	\$ 30,000.00	\$ (11,957.73)	60%		\$ 10,347.39	\$ 30,000.00	34%
3175 · Code Ordinance Violations	\$ 70.00	\$ 3,000.00	\$ (2,930.00)	2%		\$ 1,479.93	\$ 3,000.00	49%
3180 · M/Veh. Violations/State Police	\$ 1,387.06	\$ 2,000.00	\$ (612.94)	69%		\$ 1,507.49	\$ 2,000.00	75%
Total 3170 · Fines & Forfeits	\$ 19,499.33	\$ 35,000.00	\$ (15,500.67)	56%		\$ 13,334.81	\$ 35,000.00	38%
3200 · Interest, Rents & Royalties								
3201 · Interest on Investments	\$ 168,402.96	\$ 14,000.00	\$ 154,402.96	1203%	We are well above our budget for the year due to the new accounts performing very well. Be careful budgetting too much higher here, because unusually high inflation is slowing. Maybe increase to \$30K? On track, Rec June Rent after the cutoff.	\$ 8,864.23	\$ 5,200.00	170%
3205 · Rental Income	\$ 17,881.60	\$ 26,060.00	\$ (8,178.40)	69%		\$ 15,646.40	\$ 26,060.00	60%
Total 3200 · Interest, Rents & Royalties	\$ 186,284.56	\$ 40,060.00	\$ 146,224.56	465%		\$ 24,510.63	\$ 31,260.00	78%
3220 · State Grant Proceeds								
3221 · Grant - Act 101 Recycling	\$ -	\$ 5,000.00	\$ (5,000.00)	0%		\$ 6,571.52	\$ 5,000.00	131%

	Jan - Aug 23	Budget	\$ Over Budget	%	Notes	Jan - Aug 22	Budget	%
<b>Income</b>								
3223 · Liquid Fuels Grant	\$ 167,847.14	\$ 160,000.00	\$ 7,847.14	105%		\$ 165,538.78		
3225 · Grant - Miscellaneous	\$ 296,763.00	\$ 1,335,000.00	\$ (1,038,237.00)	22%	These are pending grant receipts for Green Light Go (GLG) at Stueben, Crafton Streetscaping, Stairs, and Union Ave.	\$ 954.75	\$ 327,970.00	0%
<b>Total 3220 · State Grant Proceeds</b>	<b>\$ 464,610.14</b>	<b>\$ 1,500,000.00</b>	<b>\$ (1,035,389.86)</b>	<b>31%</b>		<b>\$ 173,065.05</b>	<b>\$ 332,970.00</b>	<b>52%</b>
<b>3240 · State Shared Revenues &amp; Entitle</b>								
3241 · PURTA	\$ -	\$ 3,000.00	\$ (3,000.00)	0%	These come in during the fall	\$ -	\$ 3,000.00	0%
3245 · Liquor Licenses	\$ -	\$ 1,000.00	\$ (1,000.00)	0%	These come in during the fall	\$ -	\$ 1,000.00	0%
3250 · Pension State Aid	\$ -	\$ 140,000.00	\$ (140,000.00)	0%	These come in during the fall	\$ -	\$ 140,000.00	0%
3255 · Foreign Fire Fund	\$ -	\$ 27,000.00	\$ (27,000.00)	0%	These come in during the fall	\$ -	\$ 27,000.00	0%
3260 · Act 13 Impact Fee	\$ 1,412.11	\$ 1,000.00	\$ 412.11	141%		\$ 1,115.69	\$ 1,000.00	112%
<b>Total 3240 · State Shared Revenues &amp; Entit</b>	<b>\$ 1,412.11</b>	<b>\$ 172,000.00</b>	<b>\$ (170,587.89)</b>	<b>1%</b>		<b>\$ 1,115.69</b>	<b>\$ 172,000.00</b>	<b>1%</b>
<b>3270 · County Shared Revenue &amp; Grants</b>								
3271 · 1% Sale Tax (RAD)	\$ 215,742.48	\$ 200,000.00	\$ 15,742.48	108%	This is likley due to an increase in retail sales county wide. May want to increase budget in 2024	\$ 164,821.83	\$ 185,000.00	89%
3275 · Grants - Other	\$ 1,310,563.65	\$ 993,350.00	\$ 317,213.65	132%	This was \$765,000 short last year and we have received payments for Woodlawn and Crafton Blvd this year.	\$ 950,674.81	\$ 1,793,350.00	53%
<b>Total 3270 · County Shared Revenue &amp; Gra</b>	<b>\$ 1,526,306.13</b>	<b>\$ 1,193,350.00</b>	<b>\$ 332,956.13</b>	<b>128%</b>		<b>\$ 1,115,496.64</b>	<b>\$ 1,978,350.00</b>	<b>56%</b>
<b>3290 · Intergov. Contract Services</b>								
3291 · Police Services - Thornburg	\$ 67,507.60	\$ 101,261.00	\$ (33,753.40)	67%		\$ 67,507.60	\$ 101,261.00	67%
3295 · Fire Protection Services	\$ 10,666.72	\$ 14,200.00	\$ (3,533.28)	75%	We raised this budget line item by \$6,700 this year.	\$ 10,666.72	\$ 8,500.00	125%
<b>Total 3290 · Intergov. Contract Services</b>	<b>\$ 78,174.32</b>	<b>\$ 115,461.00</b>	<b>\$ (37,286.68)</b>	<b>68%</b>		<b>\$ 78,174.32</b>	<b>\$ 109,761.00</b>	<b>71%</b>
<b>3300 · Departmental Earnings</b>								
3305 · Hearing Fees - Zoning/Planning	\$ 2,000.00	\$ 1,000.00	\$ 1,000.00	200%		\$ -	\$ 1,000.00	0%
3310 · Sale of Accident Reports	\$ 1,380.00	\$ 1,500.00	\$ (120.00)	92%		\$ 820.00	\$ 1,500.00	55%
3312 · Comm. Fire Inspection Fees	\$ -	\$ 2,500.00	\$ (2,500.00)	0%		\$ -	\$ 5,000.00	0%
3315 · Crossing Guard Reimb.	\$ 28,651.19	\$ 45,000.00	\$ (16,348.81)	64%		\$ 31,946.63	\$ 45,000.00	71%
3320 · Permits - Build/Elec/Plub/Mech	\$ 2,517.48	\$ 20,000.00	\$ (17,482.52)	13%	Last year we had a permit for \$13K for the Bell Telephone building. This is likely over budgeted.	\$ 18,658.84	\$ 10,000.00	187%
3325 · Permits - Occupancy	\$ 4,985.00	\$ 12,000.00	\$ (7,015.00)	42%	Part of this was from Bell Building as well. This may be over-budgeted	\$ 9,530.00	\$ 8,000.00	119%
3330 · Permits - Other Code Enforce.	\$ 1,230.00	\$ 1,000.00	\$ 230.00	123%		\$ 1,120.00	\$ 500.00	224%
3335 · Permits - Zoning Use	\$ 2,110.00	\$ 5,000.00	\$ (2,890.00)	42%		\$ 2,930.00	\$ 5,000.00	59%
3337 · Police Application Fees	\$ -	\$ 500.00	\$ (500.00)	0%		\$ -	\$ 500.00	0%
3340 · Rental Inspection Fee	\$ 6,660.00	\$ 6,000.00	\$ 660.00	111%		\$ 4,750.00	\$ 6,000.00	79%

		Jan - Aug 23	Budget	\$ Over Budget	%	Notes	Jan - Aug 22	Budget	%
Income									
	3345 · Reimburse - P/D OT Detail	\$ 18,842.63	\$ 5,000.00	\$ 13,842.63	377%	This is \$\$ received from a contractor who hired Crafton Police.	\$ -	\$ 5,000.00	0%
	3350 · Reimburse - Drug Task Force OT	\$ -	\$ 3,000.00	\$ (3,000.00)	0%		\$ 265.04	\$ 3,000.00	9%
	3355 · PennDot Snow Removal	\$ -	\$ 8,500.00	\$ (8,500.00)	0%		\$ -	\$ 7,500.00	0%
	<b>Total 3300 · Departmental Earnings</b>	<b>\$ 68,376.30</b>	<b>\$ 111,000.00</b>	<b>\$ (42,623.70)</b>	<b>62%</b>		<b>\$ 70,020.51</b>	<b>\$ 98,000.00</b>	<b>71%</b>
3370 · Sanitation Fees									
	3371 · Garbage Collection - Current	\$ 542,531.86	\$ 620,000.00	\$ (77,468.14)	88%	This is due in April.	\$ 504,419.52	\$ 585,000.00	86%
	3375 · Jordan - Refuse Bill Fee	\$ 8,429.50	\$ 8,500.00	\$ (70.50)	99%	\$5 fee on all trash bills	\$ 8,310.00	\$ 8,500.00	98%
	3380 · Garbage Collection - Delinq.	\$ 61,667.10	\$ 65,000.00	\$ (3,332.90)	95%	Collect all year.	\$ 49,759.28	\$ 65,000.00	77%
	3385 · Garbage Collection - P&I	\$ 5,216.56	\$ 3,000.00	\$ 2,216.56	174%		\$ 3,010.94	\$ 3,000.00	100%
	3390 · Garbage Collect. - Delinq. P&I	\$ 18,961.38	\$ 18,000.00	\$ 961.38	105%		\$ 11,646.37	\$ 18,000.00	65%
	<b>Total 3370 · Sanitation Fees</b>	<b>\$ 636,806.40</b>	<b>\$ 714,500.00</b>	<b>\$ (77,693.60)</b>	<b>89%</b>		<b>\$ 577,146.11</b>	<b>\$ 679,500.00</b>	<b>85%</b>
3400 · Recreation Fees									
	3401 · Miniature Golf Pay to Play	\$ 500.00	\$ 200.00	\$ 300.00	250%		\$ -	\$ 200.00	0%
	3405 · Park Shelter Rental Fee	\$ 8,425.00	\$ 8,500.00	\$ (75.00)	99%		\$ 8,662.50	\$ 2,500.00	347%
	3410 · Community Room Rental Fee	\$ 4,725.00	\$ 6,500.00	\$ (1,775.00)	73%	Was way above in 2022 due to COVID rebound.	\$ 5,760.00	\$ 2,000.00	288%
	3415 · Pool Passes	\$ 47,938.25	\$ 50,000.00	\$ (2,061.75)	96%	We get reimbursed from Pool Pass, so this payment will come later than in past years.	\$ 52,665.00	\$ 35,000.00	150%
	3420 · Pool General Admission	\$ 35,455.41	\$ 30,000.00	\$ 5,455.41	118%		\$ 46,067.53	\$ 40,000.00	115%
	3425 · Swimming Lessons	\$ 4,470.00	\$ 3,000.00	\$ 1,470.00	149%		\$ 4,720.00	\$ 5,000.00	94%
	3430 · Pool/Mini Golf Rentals	\$ 4,940.00	\$ 5,000.00	\$ (60.00)	99%		\$ 5,240.00	\$ 5,000.00	105%
	3435 · AquaRobics/Volleyball	\$ 1,090.00	\$ 1,500.00	\$ (410.00)	73%		\$ 2,185.00	\$ 500.00	437%
	3440 · Chair Rentals	\$ 1,006.00	\$ 250.00	\$ 756.00	402%		\$ 672.00	\$ 1,000.00	67%
	3445 · Sale of Wood Chips/Compost	\$ 90.00	\$ 250.00	\$ (160.00)	36%	new this year as a separate line	\$ 150.00		
	3450 · Pool Concessions	\$ 17,424.41	\$ 15,000.00	\$ 2,424.41	116%		\$ 22,642.67	\$ 25,000.00	91%
	3455 · Senior Dinner	\$ 590.00	\$ 3,000.00	\$ (2,410.00)	20%	new this year as a separate line			
	3460 · Fundraising	\$ 1,891.52	\$ 3,000.00	\$ (1,108.48)	63%		\$ 5,222.44	\$ 3,000.00	174%
	<b>Total 3400 · Recreation Fees</b>	<b>\$ 128,545.59</b>	<b>\$ 126,200.00</b>	<b>\$ 2,345.59</b>	<b>102%</b>		<b>\$ 153,987.14</b>	<b>\$ 119,200.00</b>	<b>129%</b>
3470 · Misc. Revenues									
	3471 · Insurance Dividends	\$ 124.40	\$ 50,000.00	\$ (49,875.60)	0%	We receive one payment and last year it was 62K - there was an issue with this years distribution, but we should receive soon.	\$ 62,960.03	\$ 50,000.00	126%
	3474 · Military Banner Receipts	\$ 570.00	\$ 1,500.00	\$ (930.00)	38%	Depends on number of replacements. Come in all year.	\$ 915.00	\$ 1,500.00	61%
	3477 · Sale of Fixed Assets	\$ 15,000.00	\$ -	\$ 15,000.00	100%	Sold a police vehicle.	\$ -	\$ 7,500.00	0%
	3480 · Compensation of Fixed Assets	\$ 2,000.00	\$ 2,500.00	\$ (500.00)	80%	A few happened in early 2022.	\$ 21,805.25	\$ 2,500.00	872%
	3483 · Refunds of Current Exp.	\$ -	\$ 2,000.00	\$ (2,000.00)	0%		\$ -	\$ 2,000.00	0%
	3484 · Refunds of Prior Exp.	\$ 2,489.44	\$ 500.00	\$ 1,989.44	498%		\$ -	\$ 500.00	0%

		Jan - Aug 23	Budget	\$ Over Budget	%	Notes	Jan - Aug 22	Budget	%
Income									
	3486 · Other Income	\$ 11,171.66	\$ 500.00	\$ 10,671.66	2234%	This is from payments for a Demo Lien plus P&I. Last year is was for EIT taxes captured here.	\$ 15,824.80	\$ 500.00	3165%
	Total 3470 · Misc. Revenues	\$ 31,355.50	\$ 57,000.00	\$ (25,644.50)	55%		\$ 101,505.08	\$ 89,500.00	113%
3500 · Fiduciary Funds									
	3501 · Police Pension Contribution	\$ 28,906.89	\$ 45,000.00	\$ (16,093.11)	64%		\$ 26,761.33	\$ 45,000.00	59%
	Total 3500 Fiduciary Funds	\$ 28,906.89	\$ 45,000.00	\$ (16,093.11)	64%		\$ 26,761.33	\$ 45,000.00	59%
3980 · Transfer In (Interfund)									
	3982 · Transfer From - Sewer Fund	\$ -	\$ 450,000.00	\$ (450,000.00)	0%				
	3983 · Interfund From - Road Fund	\$ -	\$ 250,375.00	\$ (250,375.00)	0%				
	3984 · Transfer From - Capital Reserve	\$ -	\$ 1,586,500.00	\$ (1,586,500.00)	0%				
	3985 · Transfer From - Capital Bond	\$ -	\$ 435,985.00	\$ (435,985.00)	0%				
	Total 3980 · Transfer In (Interfund)	\$ -	\$ 2,722,860.00	\$ (2,722,860.00)	0%				
Total Income		\$ 8,135,228.73	\$ 13,173,551.00	\$ (5,038,322.27)	62%		\$ 7,091,667.38	\$ 9,857,141.00	72%
Gross Profit		\$ 8,135,228.73	\$ 13,173,551.00	\$ (5,038,322.27)	62%		\$ 7,091,667.38	\$ 9,857,141.00	72%
Expense									
Building, Planning & Zoning									
	4045 · Bldg. Permit - DCED	\$ -	\$ 200.00	\$ (200.00)	0%		\$ -	\$ 200.00	0%
	4050 · Bldg. Permit - Inspection Fees	\$ -	\$ 10,000.00	\$ (10,000.00)	0%		\$ 12,447.00	\$ 5,000.00	249%
	4480 · Public Nuisance Remediation	\$ 6,874.35					\$ 82.10		
	4775 · ZHB - Court Reporter/Sec'y	\$ 1,467.80	\$ 500.00	\$ 967.80	294%		\$ -	\$ 500.00	0%
	4780 · ZHB - Legal Services	\$ 500.00	\$ 1,000.00	\$ (500.00)	50%		\$ -	\$ 1,200.00	0%
	4785 · ZHB - Office Expense	\$ 225.00	\$ 200.00	\$ 25.00	113%		\$ -	\$ 200.00	0%
	Total Building, Planning & Zoning	\$ 9,067.15	\$ 11,900.00	\$ (2,832.85)	76%		\$ 12,529.10	\$ 32,100.00	39%
Capital Expenses									
	4080 · Capital Expense	\$ 138,062.96	\$ 296,500.00	\$ (158,437.04)	47%	Bakers Acre purchase and Ford Police Interceptor. There is an additional 75,000 budgeted in this line that was a mistake.	\$ 109,209.68	\$ 249,040.00	44%
	4125 · Construction - General	\$ 597,683.34	\$ 3,130,000.00	\$ (2,532,316.66)	19%	This includes all construction projects. Stairs, Pool House, Public Works Building.	\$ 2,711,367.13	\$ 3,834,957.00	71%
	4235 · Major Purchase	\$ 17,485.17	\$ 35,000.00	\$ (17,514.83)	50%		ARPA funds	\$ 18,189.95	\$ 32,500.00
	Total Capital Expenses	\$ 753,231.47	\$ 3,461,500.00	\$ (2,708,268.53)	22%		\$ 2,838,766.76	\$ 4,116,497.00	69%
Community Outreach & Development									
	4000 · Advertising & Promotions	\$ -	\$ 5,000.00	\$ (5,000.00)	0%		\$ -	\$ 5,000.00	0%
	4020 · Annual Contributions	\$ 82,666.64	\$ 124,000.00	\$ (41,333.36)	67%		\$ 81,333.36	\$ 122,000.00	67%
	4035 · Backflow Prevention	\$ -	\$ 8,000.00	\$ (8,000.00)	0%		\$ -	\$ 8,000.00	0%
	4165 · Design & Mobility Improvements	\$ 7,850.43	\$ 25,000.00	\$ (17,149.57)	31%		\$ 3,962.57	\$ 30,000.00	13%
	4420 · Newsletter Expense	\$ 8,127.88	\$ 12,500.00	\$ (4,372.12)	65%		\$ 3,291.12	\$ 14,000.00	24%
	Total Community Outreach & Developmen	\$ 98,644.95	\$ 174,500.00	\$ (75,855.05)	57%		\$ 88,587.05	\$ 179,000.00	49%
Contract Services									
	4015 · Animal Control	\$ 2,400.00	\$ 4,000.00	\$ (1,600.00)	60%		\$ 2,100.00	\$ 4,000.00	53%

	Jan - Aug 23	Budget	\$ Over Budget	%	Notes	Jan - Aug 22	Budget	%	
<b>Income</b>									
4135 · Janitorial	\$ 7,297.57	\$ 12,500.00	\$ (5,202.43)	58%		\$ 7,021.01	\$ 10,000.00	70%	
4280 · Garbage Contract	\$ 370,284.00	\$ 555,425.00	\$ (185,141.00)	67%		\$ 352,711.20	\$ 530,000.00	67%	
4440 · Payroll Contract	\$ 9,642.75	\$ 12,000.00	\$ (2,357.25)	80%		\$ 7,588.86	\$ 7,500.00	101%	
4495 · Recycling Contract	\$ 59,412.80	\$ 89,120.00	\$ (29,707.20)	67%		\$ 56,484.00	\$ 85,000.00	66%	
<b>Total Contract Services</b>	<b>\$ 449,037.12</b>	<b>\$ 673,045.00</b>	<b>\$ (224,007.88)</b>	<b>67%</b>		<b>\$ 425,905.07</b>	<b>\$ 636,500.00</b>	<b>67%</b>	
<b>Debt Services</b>									
4305 · Interest - Bond	\$ 109,575.00	\$ 219,150.00	\$ (109,575.00)	50%		\$ 110,575.00	\$ 221,150.00	50%	
4310 · Interest - Equipment-Vehicles	\$ 12,824.40	\$ 22,865.00	\$ (10,040.60)	56%		\$ 18,042.79	\$ 7,470.00	242%	
4315 · Interest - PENNVEST	\$ 7,759.40	\$ 10,690.00	\$ (2,930.60)	73%		\$ 9,638.96	\$ 13,995.00	69%	
4460 · Principal - Bond	\$ -	\$ 200,000.00	\$ (200,000.00)	0%		\$ -	\$ 100,000.00	0%	
4465 · Principal - Equipment-Vehicles	\$ 150,903.51	\$ 227,270.00	\$ (76,366.49)	66%		\$ 152,562.05	\$ 89,960.00	170%	
4470 · Principal - PENNVEST	\$ 68,833.16	\$ 103,730.00	\$ (34,896.84)	66%		\$ 66,953.60	\$ 100,895.00	66%	
<b>Total Debt Services</b>	<b>\$ 349,895.47</b>	<b>\$ 783,705.00</b>	<b>\$ (433,809.53)</b>	<b>45%</b>		<b>\$ 357,772.40</b>	<b>\$ 533,470.00</b>	<b>67%</b>	
<b>Employee Withholdings &amp; Benefit</b>									
4270 · FSA	\$ 4,864.59	\$ 7,500.00	\$ (2,635.41)	65%		\$ 4,480.73	\$ 9,500.00	47%	
4285 · Hospitalization	\$ 197,506.83	\$ 345,556.00	\$ (148,049.17)	57%		\$ 179,534.91	\$ 332,500.00	54%	
4290 · HRA	\$ 7,188.86	\$ 15,000.00	\$ (7,811.14)	48%		\$ 10,843.66	\$ 15,000.00	72%	
4365 · Life, Accident & STD	\$ 7,052.70	\$ 9,500.00	\$ (2,447.30)	74%		\$ 6,510.72	\$ 10,500.00	62%	
4450 · Police Pension Contrib.	\$ 28,906.89	\$ 45,000.00	\$ (16,093.11)	64%		\$ 26,761.33	\$ 41,736.00	64%	
4505 · Court Appearances	\$ 900.00	\$ 3,500.00	\$ (2,600.00)	26%		\$ 1,350.00	\$ 3,500.00	39%	
4515 · Travel & Parking Reimbursements	\$ 215.64	\$ 2,000.00	\$ (1,784.36)	11%		\$ -	\$ 4,000.00	0%	
4640 · Social Security	\$ 112,783.73	\$ 149,000.00	\$ (36,216.27)	76%		\$ 97,486.60	\$ 149,000.00	65%	
4683 · Travel Expense	\$ -	\$ 500.00	\$ (500.00)	0%		\$ -	\$ 500.00	0%	
4690 · Unemployment Compensation	\$ 27,698.41	\$ 34,500.00	\$ (6,801.59)	80%	19K was paid in April	\$ 25,899.21	\$ 26,300.00	98%	
4765 · Worker's Comp.	\$ 76,815.24	\$ 113,100.00	\$ (36,284.76)	68%		\$ 47,557.30	\$ 102,950.00	46%	
4770 · Worker's Comp. - School Guards	\$ 8,382.00	\$ 12,500.00	\$ (4,118.00)	67%		\$ 3,310.02	\$ 7,500.00	44%	
<b>Total Employee Withholdings &amp; Benefit</b>	<b>\$ 472,314.89</b>	<b>\$ 737,656.00</b>	<b>\$ (265,341.11)</b>	<b>64%</b>		<b>\$ 403,734.48</b>	<b>\$ 702,986.00</b>	<b>57%</b>	
<b>Engineering Services</b>									
4180 · Engineering - Consent Order	\$ 71,238.20	\$ 110,000.00	\$ (38,761.80)	65%		\$ 155,323.42	\$ 100,000.00	155%	
4190 · Engineering - Design	\$ 832.00					\$ 140,084.29			
4195 · Engineering - General	\$ 79,044.52					\$ 150,057.53	\$ 988,000.00	15%	
4200 · Engineering - GIS Mapping	\$ 204,626.57	\$ 746,500.00	\$ (541,873.43)	27%		\$ 340.98			
4205 · Engineering - GLG	\$ 13,048.25	\$ 45,000.00	\$ (31,951.75)	29%		\$ 3,342.75			
4210 · Engineering - Inspection	\$ 17,883.25	\$ 35,000.00	\$ (17,116.75)	51%		\$ 257,665.26	\$ 35,000.00	736%	
4215 · Engineering - Retainer	\$ 900.00	\$ 1,200.00	\$ (300.00)	75%		\$ 900.00	\$ 1,200.00	75%	
4220 · Engineering - Roads	\$ 33,436.75	\$ 15,000.00	\$ 18,436.75	223%	Need to review	\$ 23,352.63	\$ 25,000.00	93%	
4225 · Engineering - Storm Water					This will be moved into the General Category for Source Reduction and Johnston Street Projects.				
<b>Total Engineering Services</b>	<b>\$ 421,009.54</b>	<b>\$ 952,700.00</b>	<b>\$ (531,690.46)</b>	<b>44%</b>		<b>\$ 739,796.81</b>	<b>\$ 1,169,200.00</b>	<b>63%</b>	
<b>Insurance, Bond &amp; Surety</b>									
4060 · Bonds - Admin. Staff	\$ 951.00	\$ 1,000.00	\$ (49.00)	95%	Paid for the year.	\$ 951.00	\$ 1,000.00	95%	
4065 · Bonds - Property Tax Collector	\$ 544.00	\$ 600.00	\$ (56.00)	91%	Paid for the year.	\$ 544.00	\$ 600.00	91%	

	Jan - Aug 23	Budget	\$ Over Budget	%	Notes	Jan - Aug 22	Budget	%
<b>Income</b>								
4300 · Insurance - Liability/Property	\$ 104,488.00	\$ 95,000.00	\$ 9,488.00	110%	Paid for the year.	\$ 93,865.58	\$ 90,000.00	104%
4475 · Property Loss/Insurance Claims	\$ 310.29	\$ 26,000.00	\$ (25,689.71)	1%		\$ 24,643.13	\$ 11,000.00	224%
<b>Total Insurance, Bond &amp; Surety</b>	<b>\$ 106,293.29</b>	<b>\$ 122,600.00</b>	<b>\$ (16,306.71)</b>	<b>87%</b>		<b>\$ 120,003.71</b>	<b>\$ 102,600.00</b>	<b>117%</b>
<b>Operating Expenses</b>								
4002 · Public Notices	\$ 1,550.00	\$ 7,500.00	\$ (5,950.00)	21%		\$ 4,009.85	\$ 7,500.00	53%
4010 · Ammunition	\$ -	\$ 1,500.00	\$ (1,500.00)	0%		\$ -	\$ 1,500.00	0%
4095 · Civil Service Commission	\$ -	\$ 3,000.00	\$ (3,000.00)	0%		\$ 121.55	\$ 3,000.00	4%
4100 · Communications	\$ 15,221.80	\$ 38,250.00	\$ (23,028.20)	40%		\$ 37,544.84	\$ 36,500.00	103%
4115 · Computer Expense	\$ 6,750.66	\$ 11,500.00	\$ (4,749.34)	59%		\$ 721.97	\$ 13,500.00	5%
4120 · Concession Stand Supplies	\$ 13,803.72	\$ 3,500.00	\$ 10,303.72	394%		\$ 13,356.52	\$ 15,000.00	89%
4170 · Drug & Alcohol Testing	\$ 2,140.68	\$ 1,200.00	\$ 940.68	178%	Need to review	\$ 1,688.10	\$ 1,200.00	141%
4240 · Minor Purchase	\$ 9,039.08	\$ 43,000.00	\$ (33,960.92)	21%		\$ 20,555.29	\$ 42,500.00	48%
4245 · Equipment Rental	\$ 12,417.40	\$ 15,500.00	\$ (3,082.60)	80%		\$ 9,909.42	\$ 14,000.00	71%
4275 · Fuel Expense	\$ 24,778.68	\$ 72,945.00	\$ (48,166.32)	34%		\$ 39,976.51	\$ 52,445.00	76%
4320 · IT Expenses	\$ 14,381.30	\$ 19,000.00	\$ (4,618.70)	76%	These are mostly an annual expense paid in first Q	\$ 12,352.70	\$ 17,500.00	71%
4360 · Licenses & Permits	\$ 3,496.86	\$ 3,300.00	\$ 196.86	106%		\$ 1,179.50	\$ 3,300.00	36%
4395 · Meetings, Conferences, Training	\$ 12,232.17	\$ 34,500.00	\$ (22,267.83)	35%		\$ 7,381.08	\$ 62,000.00	12%
4405 · Misc. Expenses	\$ 9,612.81	\$ 15,750.00	\$ (6,137.19)	61%	We billed composting to this line, but last year it was under 4520 PW general maintenance. (\$7K)	\$ 6,652.21	\$ 18,000.00	37%
4425 · Office Supplies/Postage	\$ 6,048.28	\$ 13,300.00	\$ (7,251.72)	45%		\$ 5,257.35	\$ 11,800.00	45%
4445 · Physicals	\$ -	\$ 2,500.00	\$ (2,500.00)	0%		\$ -	\$ 2,500.00	0%
4490 · Recodify Boro Ordinances	\$ 4,198.00	\$ 2,500.00	\$ 1,698.00	168%	We updated 4 years worth of ordinances.	\$ 315.00	\$ 2,500.00	13%
4610 · Service Charge	\$ 2,104.71	\$ 3,250.00	\$ (1,145.29)	65%	new	\$ 3,796.61		
4625 · Shade Tree Health Maintenance	\$ 31,250.00	\$ 60,000.00	\$ (28,750.00)	52%		\$ 31,060.00	\$ 35,000.00	89%
4635 · Small Tools	\$ 1,608.88	\$ 15,000.00	\$ (13,391.12)	11%		\$ 2,365.85	\$ 15,000.00	16%
4650 · Subscriptions/Memberships	\$ 37,437.59	\$ 39,400.00	\$ (1,962.41)	95%	Charwest, Flood Control Authority, and Fire System annual dues are included here.	\$ 38,063.37	\$ 50,830.00	75%
4655 · Custodial Supplies	\$ 2,531.48	\$ 2,000.00	\$ 531.48	127%		\$ 3,350.79	\$ 14,750.00	23%
4660 · Operating Supplies	\$ 8,585.15	\$ 10,500.00	\$ (1,914.85)	82%		\$ 8,291.88	\$ 8,000.00	104%
4695 · Uniforms	\$ 11,720.35	\$ 22,000.00	\$ (10,279.65)	53%		\$ 10,548.89	\$ 19,000.00	56%
4700 · Uniforms - Crossing Guards	\$ -	\$ 500.00	\$ (500.00)	0%		\$ -	\$ 500.00	0%
4730 · Video Recording Devices	\$ 5,374.20	\$ 8,000.00	\$ (2,625.80)	67%	Annual Video Dev Fee	\$ -	\$ 8,000.00	0%
<b>Total Operating Expenses</b>	<b>\$ 236,283.80</b>	<b>\$ 449,395.00</b>	<b>\$ (213,111.20)</b>	<b>53%</b>		<b>\$ 258,499.28</b>	<b>\$ 455,825.00</b>	<b>57%</b>
<b>Pensions &amp; Foreign Fire Relief</b>								
4175 · Employee Pension Fund MMO	\$ -	\$ 94,770.00	\$ (94,770.00)	0%	Scheduled payments occur late in the year.	\$ -	\$ 94,770.00	0%
4265 · Foreign Fire Relief	\$ -	\$ 27,000.00	\$ (27,000.00)	0%	Scheduled payments occur late in the year.	\$ -	\$ 27,000.00	0%



		Jan - Aug 23	Budget	\$ Over Budget	%	Notes	Jan - Aug 22	Budget	%
Income									
	4455 · Police Pension Fund MMO	\$ -	\$ 81,138.00	\$ (81,138.00)	0%	Scheduled payments occur late in the year.	\$ -	\$ 81,138.00	0%
	<b>Total Pensions &amp; Foreign Fire Relief</b>	<b>\$ -</b>	<b>\$ 202,908.00</b>	<b>\$ (202,908.00)</b>	<b>0%</b>		<b>\$ -</b>	<b>\$ 202,908.00</b>	<b>0%</b>
Professional Services									
	4030 · Auditing Services	\$ 13,939.00	\$ 15,000.00	\$ (1,061.00)	93%	Annual Review Audit was paid in April	\$ 15,801.17	\$ 15,500.00	102%
	4355 · Legal Services	\$ 22,913.35	\$ 56,000.00	\$ (33,086.65)	41%	Solicitor	\$ 40,127.53	\$ 52,500.00	76%
	4472 · Professional Consulting	\$ 30,881.25	\$ 57,500.00	\$ (26,618.75)	54%	BBC / Bradley Partnership/ Psy Doc	\$ 40,457.82	\$ 32,500.00	124%
	<b>Total Professional Services</b>	<b>\$ 67,733.60</b>	<b>\$ 128,500.00</b>	<b>\$ (60,766.40)</b>	<b>53%</b>		<b>\$ 96,386.52</b>	<b>\$ 100,500.00</b>	<b>96%</b>
Recreation & Culture									
	4070 · Boro Gardens	\$ 316.95	\$ 500.00	\$ (183.05)	63%		\$ -	\$ 500.00	0%
	4075 · Boro Tributes	\$ 236.58	\$ 250.00	\$ (13.42)	95%		\$ 176.41	\$ 250.00	71%
	4090 · Celebrates Fireworks	\$ 15,000.00	\$ 15,000.00	\$ -	100%		\$ 7,500.00	\$ 7,500.00	100%
	4092 · Community Day	\$ 4,945.79	\$ 47,000.00	\$ (42,054.21)	11%	Expenses from last years giving tree.	\$ -	\$ 32,000.00	0%
	40921 · Car Cruise & Vendor Fair	\$ 233.75							
	40922 · Celebration of Lights	\$ 476.69							
	40923 Fall Fest	\$ 1,165.60							
	40925 · July 4th Event	\$ 2,814.74							
	4150 · Crafton Performing Arts	\$ 64.00	\$ 250.00	\$ (186.00)	26%		\$ -	\$ 250.00	0%
	4400 · Military Banners	\$ 645.00	\$ 1,500.00	\$ (855.00)	43%		\$ 934.90	\$ 1,500.00	62%
	4600 · Seasonal Decorations	\$ 450.00	\$ 500.00	\$ (50.00)	90%		\$ -	\$ 500.00	0%
	4605 · Senior Dinner	\$ 1,308.74	\$ 3,000.00	\$ (1,691.26)	44%		\$ -	\$ 3,000.00	0%
	4685 · Tree Plantings	\$ -	\$ 15,000.00	\$ (15,000.00)	0%		\$ -	\$ 10,000.00	0%
	<b>Total Recreation &amp; Culture</b>	<b>\$ 27,657.84</b>	<b>\$ 83,000.00</b>	<b>\$ (55,342.16)</b>	<b>33%</b>		<b>\$ 8,611.31</b>	<b>\$ 55,500.00</b>	<b>16%</b>
Refunds						This will go up as pavilion rentals increase during the summer. These are the deposits we return.			
	4110 · Facility Rental Deposits	\$ 4,500.00	\$ 1,500.00	\$ 3,000.00	300%		\$ 4,600.00	\$ 1,500.00	307%
	4375 · LST Refunds - Prior	\$ -	\$ 500.00	\$ (500.00)	0%		\$ -	\$ 500.00	0%
	4430 · Other Refunds - Prior	\$ (203.23)	\$ 1,000.00	\$ (1,203.23)	-20%	Likely due to the favorable formula for property owners.	\$ 13.23	\$ 1,000.00	1%
	4485 · R/E Tax Refunds - Prior	\$ 3,985.43	\$ 2,000.00	\$ 1,985.43	199%		\$ 2,819.68	\$ 2,000.00	141%
	4500 · Refunds - Misc.	\$ -	\$ 500.00	\$ (500.00)	0%		\$ -	\$ 500.00	0%
	4615 · Service Tax Credit - EIT Refund	\$ 1,050.00	\$ 1,000.00	\$ 50.00	105%	new	\$ 943.00	\$ 1,000.00	94%
	4620 · Service Tax Credit - R/E Refund	\$ 796.64	\$ 1,500.00	\$ (703.36)	53%		\$ 1,065.68		
	4665 · Road Tax Refunds - Current	\$ -	\$ 1,000.00	\$ (1,000.00)	0%		\$ -	\$ 1,000.00	0%
	4670 · Road Tax Refunds - Prior	\$ 1,245.10	\$ 1,000.00	\$ 245.10	125%		\$ 1,380.47	\$ 1,000.00	138%
	<b>Total Refunds</b>	<b>\$ 11,373.94</b>	<b>\$ 10,000.00</b>	<b>\$ 1,373.94</b>	<b>114%</b>		<b>\$ 10,822.06</b>	<b>\$ 8,500.00</b>	<b>127%</b>
Repairs & Maintenance						Done early in the year.			
	4085 · Magistrate Bldg - Capital Impr.	\$ 3,880.00	\$ 5,000.00	\$ (1,120.00)	78%	This was for curb repair. One job.	\$ -	\$ 2,500.00	0%
	4130 · Contracted Services	\$ 14,754.00	\$ 15,000.00	\$ (246.00)	98%		\$ 3,840.00	\$ 15,000.00	26%




		Jan - Aug 23	Budget	\$ Over Budget	%	Notes	Jan - Aug 22	Budget	%
Income									
						This includes the PD carpet, new Community Center access, and door replacements on CC and Borough building.			
	4230 · Equip. Inspection & Testing	\$ 5,130.02	\$ 10,000.00	\$ (4,869.98)	51%		\$ 788.08	\$ 10,000.00	8%
	4520 · General Repair & Maintenance	\$ 68,909.55	\$ 71,800.00	\$ (2,890.45)	96%	Done for the year.	\$ 76,180.93	\$ 53,800.00	142%
	4525 · Repairs - Magistrate Bldg	\$ 2,949.75	\$ 3,500.00	\$ (550.25)	84%		\$ 101.57	\$ 3,500.00	3%
	4530 · Repairs - Equipment & Tools	\$ 11,486.54	\$ 10,300.00	\$ 1,186.54	112%		\$ 10,056.62	\$ 18,300.00	55%
	4720 · Vehicle Maintenance	\$ 27,447.18	\$ 33,500.00	\$ (6,052.82)	82%		\$ 32,471.61	\$ 29,000.00	112%
	<b>Total Repairs &amp; Maintenance</b>	<b>\$ 134,557.04</b>	<b>\$ 149,100.00</b>	<b>\$ (14,542.96)</b>	<b>90%</b>		<b>\$ 123,438.81</b>	<b>\$ 132,100.00</b>	<b>93%</b>
Salary & Wages									
	4140 · Wages - Overtime (Court)	\$ 34,715.47	\$ 50,000.00	\$ (15,284.53)	69%		\$ 30,269.55	\$ 50,000.00	61%
	4147 · Wages - Overtime (Training)	\$ 2,526.43					\$ 261.90		
	4155 · Wages - Overtime (DANET)	\$ 1,011.39	\$ 4,000.00	\$ (2,988.61)	25%	Paid on police anniversaries	\$ -	\$ 4,000.00	0%
	4370 · Salary - Longevity	\$ 4,750.00	\$ 6,250.00	\$ (1,500.00)	76%		\$ 2,750.00	\$ 6,250.00	44%
	4545 · Salary - Full Time Staff	\$ 825,116.49	\$ 1,252,470.00	\$ (427,353.51)	66%		\$ 740,115.21	\$ 1,215,000.00	61%
	4550 · Salary - Assistant Manager	\$ 58,349.92	\$ 87,525.00	\$ (29,175.08)	67%		\$ 53,109.30	\$ 84,975.00	63%
	4552 · Salary - Bldg. Inspector	\$ 38,453.28	\$ 57,680.00	\$ (19,226.72)	67%		\$ 25,666.63	\$ 56,000.00	46%
	4555 · Salary - Chief	\$ 73,021.28	\$ 109,532.00	\$ (36,510.72)	67%		\$ 66,465.60	\$ 106,345.00	63%
	4560 · Salary - Council	\$ 5,680.30	\$ 8,400.00	\$ (2,719.70)	68%		\$ 3,000.00	\$ 8,400.00	36%
	4562 · Salary - Fire Marshal	\$ -					\$ -		
	4565 · Salary - Manager	\$ 60,749.90	\$ 95,000.00	\$ (34,250.10)	64%		\$ -	\$ 93,500.00	
	4570 · Salary - Mayor	\$ 1,125.00	\$ 1,800.00	\$ (675.00)	63%		\$ 1,200.00	\$ 1,800.00	67%
	4580 · Salary - P/W Foreman	\$ 49,104.72	\$ 72,930.00	\$ (23,825.28)	67%		\$ 43,872.80	\$ 68,745.00	64%
	4585 · Salary - Police Secretary	\$ 25,029.00	\$ 40,315.00	\$ (15,286.00)	62%		\$ 22,482.00	\$ 39,140.00	57%
	4590 · Salary - Property Tax Collector	\$ 320.00	\$ 480.00	\$ (160.00)	67%		\$ 300.00	\$ 480.00	63%
	4595 · Salary - Treasurer	\$ 2,000.00	\$ 3,000.00	\$ (1,000.00)	67%		\$ 1,875.00	\$ 3,000.00	63%
	4735 · Wages - Crossing Guards	\$ 46,318.58	\$ 97,360.00	\$ (51,041.42)	48%		\$ 45,169.68	\$ 94,500.00	48%
	4740 · Wages - Intern	\$ 9,559.00	\$ 10,000.00	\$ (441.00)	96%		\$ 734.50	\$ 10,000.00	7%
	4745 · Wages - Jail Guards	\$ 125.00	\$ 1,000.00	\$ (875.00)	13%		\$ 160.00	\$ 1,000.00	16%
						\$17K is Police OT paid by a contractor (Income line 3345). \$10K was Police OT because they were down 2 officers and 13K is public works down two people.			
	4750 · Wages - Overtime	\$ 58,960.69	\$ 45,000.00	\$ 13,960.69	131%		\$ 34,801.63	\$ 35,000.00	99%
	4751 · Wages - Overtime (Snow)	\$ 1,750.15	\$ 20,000.00	\$ (18,249.85)	9%		\$ 17,420.50	\$ 15,000.00	116%
	4755 · Wages - Part Time	\$ 55,452.88	\$ 50,000.00	\$ 5,452.88	111%	Need to review	\$ 136,363.99	\$ 152,000.00	90%
	4760 · Wages - Seasonal Staff	\$ 118,953.70	\$ 165,000.00	\$ (46,046.30)	72%		\$ 42,782.27	\$ 30,000.00	143%
	<b>Total Salary &amp; Wages</b>	<b>\$ 1,473,073.18</b>	<b>\$ 2,177,742.00</b>	<b>\$ (704,668.82)</b>	<b>68%</b>		<b>\$ 1,268,800.56</b>	<b>\$ 2,075,135.00</b>	<b>61%</b>
Storm Water & Sewer Treatment									
	4005 · ALCOSAN Charges	\$ 637,195.04	\$ 1,280,000.00	\$ (642,804.96)	50%		\$ 599,016.93	\$ 1,280,000.00	47%
	4087 · CCTV	\$ -	\$ 60,000.00	\$ (60,000.00)	0%		\$ 2,712.35	\$ 30,000.00	9%
	4157 · Deficiency Corrections	\$ 282,230.38	\$ 400,000.00	\$ (117,769.62)	71%	This is consent order work.	\$ 79,408.93	\$ 473,920.00	17%
	4537 · Emergency Repairs - Sewers	\$ 18,169.15	\$ 10,000.00	\$ 8,169.15	182%	This was one emergency job.	\$ -	\$ 25,000.00	0%

	Jan - Aug 23	Budget	\$ Over Budget	%	Notes	Jan - Aug 22	Budget	%
<b>Income</b>								
4715 · Vector Services	\$ -							
<b>Total Storm Water &amp; Sewer Treatment</b>	\$ 937,594.57	\$ 1,750,000.00	\$ (812,405.43)	54%		\$ 681,138.21	\$ 1,808,920.00	38%
<b>Streets &amp; Roads</b>								
4025 · Anti-Skid Materials	\$ -	\$ 62,500.00	\$ (62,500.00)	0%	We have not needed extra salt this year. But we have ordered some for next year.	\$ 32,905.92	\$ 55,000.00	60%
4380 · Material - Curbing Supplies	\$ 25.62	\$ 5,000.00	\$ (4,974.38)	1%		\$ -	\$ 5,000.00	0%
4385 · Material - Roads Supplies	\$ 3,520.93	\$ 10,000.00	\$ (6,479.07)	35%		\$ 2,296.30	\$ 10,000.00	23%
4390 · Material - Stairs/Sidewalk Sup.	\$ 1,396.94	\$ 10,000.00	\$ (8,603.06)	14%		\$ 1,640.42	\$ 10,000.00	16%
4536 · Road Paving Program	\$ -	\$ 320,125.00	\$ (320,125.00)	0%		\$ 19,229.45	\$ 335,000.00	6%
4630 · Signs & Posts	\$ 5,236.26	\$ 15,000.00	\$ (9,763.74)	35%		\$ 4,581.97	\$ 5,000.00	92%
<b>Total Streets &amp; Roads</b>	\$ 10,179.75	\$ 422,625.00	\$ (412,445.25)	2%		\$ 93,602.20	\$ 420,000.00	22%
<b>Tax Collection &amp; Billing Fees</b>								
4001 · ACSWTA Auding Fee's (Odd Year)	\$ -	\$ 500.00	\$ (500.00)	0%				
4040 · Jordan - Billing Fees	\$ 13,120.37	\$ 27,000.00	\$ (13,879.63)	49%		\$ 20,064.76	\$ 27,000.00	74%
4325 · Jordan - Act 32 SW Tax District	\$ 13,140.18	\$ 15,000.00	\$ (1,859.82)	88%		\$ 12,352.83	\$ 15,000.00	82%
4330 · Jordan - Act 511 Fees	\$ 3,282.39	\$ 5,000.00	\$ (1,717.61)	66%		\$ 4,371.76	\$ 8,000.00	55%
4335 · Jordan - Liens/Rev./Sher. Sales	\$ 9,108.00	\$ 10,000.00	\$ (892.00)	91%		\$ 2,460.00	\$ 10,000.00	25%
4340 · Jordan - R/E Tax Fees	\$ -	\$ 7,500.00	\$ (7,500.00)	0%		\$ -	\$ 7,500.00	0%
4345 · Jordan - Delinq R/E Tax Fees	\$ 7,770.24	\$ 8,000.00	\$ (229.76)	97%		\$ 7,847.49	\$ 8,000.00	98%
4350 · Jordan - TCF Fees	\$ 17,432.94	\$ 18,000.00	\$ (567.06)	97%		\$ 15,000.42	\$ 18,000.00	83%
4415 · Jordan - Municipal Claims	\$ 2,830.96	\$ 2,500.00	\$ 330.96	113%		\$ 1,792.01	\$ 2,500.00	72%
4417 · RAD Tax Payment	\$ 7,223.58	\$ 4,000.00	\$ 3,223.58	181%	This is a payment to Charwest COG based on past year RAD tax difference. Retail sales in the County are on the rise, and thus our share to the COG increases. It is a once a year payment.	\$ 7,055.03	\$ 4,000.00	176%
<b>Total Tax Collection &amp; Billing Fees</b>	\$ 73,908.66	\$ 97,500.00	\$ (23,591.34)	76%		\$ 70,944.30	\$ 100,000.00	71%
<b>Utilities &amp; Public Services</b>								
4295 · Hydrant Rental	\$ 16,276.82	\$ 23,300.00	\$ (7,023.18)	70%		\$ 15,735.36	\$ 23,300.00	68%
4645 · Street Lighting Supplies	\$ 59,691.70	\$ 90,000.00	\$ (30,308.30)	66%		\$ 59,510.62	\$ 85,000.00	70%
4675 · Traffic Signals Maintenance	\$ 6,172.90	\$ 5,000.00	\$ 1,172.90	123%		\$ 1,866.00	\$ 5,000.00	37%
4680 · Traffic Signals Supplies	\$ 2,368.54	\$ 6,500.00	\$ (4,131.46)	36%		\$ 2,345.39	\$ 6,500.00	36%
4705 · Utilities	\$ 34,466.11	\$ 56,500.00	\$ (22,033.89)	61%		\$ 34,419.59	\$ 52,800.00	65%
4710 · Utilities - District Magistrate	\$ 3,977.00	\$ 6,500.00	\$ (2,523.00)	61%		\$ 4,368.50	\$ 6,500.00	67%
<b>Total Utilities &amp; Public Services</b>	\$ 122,953.07	\$ 187,800.00	\$ (64,846.93)	65%		\$ 118,245.46	\$ 179,100.00	66%
Transfer to General Fund (only refers to	\$ -	\$ 597,375.00	\$ (597,375.00)	0%	Transfer to General Fund			
	\$ -	\$ 597,375.00	\$ (597,375.00)	0%				
<b>Total Expense</b>	\$ 5,754,809.33	\$ 13,173,551.00	\$ (7,418,741.67)	44%	<b>Total expense</b>	\$ 7,717,584.09	\$ 13,010,841.00	59%
<b>Net Income.</b>	\$ 2,380,419.40	\$ -	\$ 2,380,419.40	100%		\$ (625,916.71)	\$ (3,162,200.00)	20%

Bond Projects	Project Manager	Estimated Engineering	Estimated Construction	Accepted Construction Bid	Construction Change Order	Bid vs Estimated Construction Cost	Total Est. Cost	Date of Last Cost Update	Awarded Grant Offset	Additional Pending Grants	Close out deadline	Proposed Borough Cost	Actual Construction Cost Paid	Actual Engineering Costs Paid	Actual Total Cost Paid to Date	Actual Cost vs Bid/Engineering Costs	Actual Grant Received	Grants Pending	Actual Borough Cost	Date Majority of Project Completed	Project Year	Status	Notes	
Goal - 80% of Bonds Spent by 2024																								
COMMITTED													as of 5/15/23	as of 8/31/23	as of 5/15/23	as of 5/15/23								
Alley B Reconstruction	BF	\$27,500	\$90,000	\$90,040	\$11,040	\$40	\$128,580	N/A	\$0	n/a	N/A	\$128,580	\$89,257	\$27,636	\$116,893	-\$11,687	\$0		\$116,893	Sept 2021	2021	Complete		
Borough Building/Magistrate Roof	KN	\$30,000	\$285,475	\$285,475	\$7,500	\$0	\$322,975	N/A	\$180,000	n/a	extended	\$142,975	\$296,301	\$20,175	\$316,476	-\$6,499	\$0		\$316,476	June 2023	2022	95% Complete	Waiting on front lighting to be completed	
Clearview and Crafton Blvd Intersection (Sight Distance / Alignment)	KB	\$7,500	\$252,565	\$252,565	\$0	\$0	\$260,065	N/A	\$0	n/a	N/A	\$260,065	\$252,565	\$34,348	\$286,913	\$26,848	\$0		\$286,913	April 2022	2022	Complete		
2022 COA Source Reduction	RM	\$90,000	\$166,000	\$160,000	\$0	-\$6,000	\$250,000	10/1/2022	\$0		N/A	\$250,000	\$28,297	\$126,520	\$154,817	-\$95,183	\$0		\$154,817	Ongoing	2022	On Going	This is an ongoing project to study flow totals for consent degree compliance.	
DPW Building Phase I	KN	\$35,000	\$310,000	\$359,265	\$0	\$49,265	\$394,265	N/A	\$0	n/a	N/A	\$394,265	\$318,005	\$80,820	\$398,825	\$4,560	\$0		\$398,825	March 2021	2022	Complete		
DPW Building Phase II	KN	\$50,000	\$640,000	\$639,751	\$24,056	-\$249	\$713,807	N/A	\$200,000	n/a	extended	\$513,807	\$663,807	\$43,906	\$707,713	-\$6,094	\$0		\$707,713	Oct 2022	2022	Complete		
N. Emily/Johnston Sewer Repair Phase I (Lower)	JS	\$25,000	\$150,000		\$171,575	\$0	\$175,000	2/1/2023	\$0		N/A	\$175,000	\$147,077	\$95,261	\$242,338	\$67,338	\$0		\$242,338	June 2023	2022	Near Complete	On 5/14 they found the line they thought was compromised and may not require any further construction.	
N. Emily/Johnston Sewer Repair Phase II (Upper)	JS	\$25,000	\$150,000		\$0	\$0	\$175,000	2/1/2023	\$0		N/A	\$175,000	\$60,972	\$60,979	\$121,951	-\$53,049	\$0		\$121,951	Oct 2023	2023	Design	Phase II is rerouting carriage houses (Blvd)	
Parks Master Site Plan	DF	\$70,000	\$0	\$0	\$0	No construction cost	\$70,000	N/A	\$35,000		12/31/2023	\$35,000	\$0	\$18,764	\$18,764	-\$51,236	\$0		\$18,764	June 2022	2022	Complete	No final Invoice Yet	
Crafton Blvd Separation/Streetscape Phase I and Phase II Lighting	AJ	\$500,000	\$3,523,900	\$3,273,900	\$560,090	-\$250,000	\$4,333,990	N/A	\$2,897,400		3/31/2024	\$1,436,590	\$3,763,527	\$546,306	\$4,309,833	-\$24,157	\$1,988,278		\$2,321,555	June 2023	2022	98% Complete	Waiting for lights to be installed and a final punch list (poison hemlock)	
Crafton Blvd Streetscape Phase II -- Landscaping and Charging Station					\$0	\$0	\$0	6/1/2022	\$120,000	n/a			\$0		\$0	\$0	\$0		\$0			Concept	We received grant from the state - waiting on contract from the state - then the Borough needs to develop the project plans. This used to be an estimate but a significant portion of the work was done in a previous phase. Need to readdress.	
Woodlawn Separation	AJ	\$250,000	\$1,217,210	\$1,217,210	\$0	\$0	\$1,467,210	N/A	\$1,100,408	n/a	3/31/2025	\$366,803	\$1,139,770	\$202,106	\$1,341,876	-\$125,334	\$1,012,970		\$328,906	June 2023	2022	98% Complete	Punch list and inspection. Very close. Alcosan has to put the meters into the new system to test the flows. Probably still \$100K due.	
Pool Bathhouse Renovation	DF	\$80,000	\$650,000		\$0	\$0	\$730,000	2/1/2023	\$250,000		9/30/2025	\$480,000	\$0	\$25,559	\$25,559	-\$704,441	\$0		\$25,559	May 2024	2023	Design	Design being finalized	
Stair Replacement Project Phase I	KH	\$0	\$230,000		\$0	\$0	\$230,000	10/1/2022	\$200,000		8/31/2023	\$30,000	\$0	\$15,035	\$15,035	-\$214,965	\$0		\$15,035	Oct 2023	2023	Design		
Stair Replacement Project Phase II	KH	\$50,000	\$879,830		\$0	\$0	\$929,830	10/1/2022	\$293,911		12/31/2024	\$635,919	\$0	\$5,722	\$5,722	-\$924,108	\$293,911		-\$288,189	Oct 2023	2023	Design		
Reconstruction - Union Avenue	BF	\$25,000	\$275,000	\$290,478	\$0	\$15,478	\$315,478	N/A	\$110,000	n/a	N/A	\$205,478	\$263,096	\$29,353	\$292,449	-\$23,029	\$19,933		\$272,516	June 2023	2023	Bid	Construction starting April 24	
Traffic Signal - Steuben/Linden	KB	\$25,000	\$300,000		\$0	\$0	\$325,000	10/1/2022	\$246,790	n/a	6/30/2025	\$78,210	\$0	\$14,439	\$14,439	-\$310,561	\$0		\$14,439		2024	Design	In design	
Linwood Park/Noble Lighting		\$50,000	\$450,000		\$0	\$0	\$500,000	10/1/2022	\$250,000	\$200,000	12/31/2026	\$250,000	\$0	\$22,349	\$22,349	-\$477,651	\$0		\$22,349		2024	Concept		
Broadhead Separation Project		\$645,000	\$6,246,086		\$0	\$0	\$6,891,086	2/1/2022	\$4,728,400	\$4,895,269	12/31/2027	\$2,162,686	\$0	\$96,428	\$96,428	-\$6,794,657	\$0		\$96,428		2024	Concept	Scope and costs still being defined	
COMMITTED TOTAL		\$1,985,000	\$15,816,066		\$774,261		\$18,212,286	---	\$10,611,909		---	\$7,720,377	\$7,022,675	\$1,465,706	\$8,488,380		\$3,315,093		\$5,173,288	---	---	---		
Starting Bond Fund		\$9,000,000.00																						
Bond Funds Spent to Date =paid invoices - grant receipts		\$5,173,287.73																						
Costs Still Expected from Committed Projects =total estimated costs - paid invoices		\$9,723,905.15																						
Grant Offsets Expected from Committed Projects =awarded grant offset - actual grant received		\$7,296,815.88																						
Borough Cost still required (from Bond Fund) for existing projects =costs still expected - expected grant offsets		\$2,427,089.27																						
Bond funds left after Committed projects are completed. = Starting bond fund - (bond funds spent to date + bond funds still required for existing projects)		\$1,399,623.00																						
Total costs expected from pending and proposed projects (see pending and proposed project tab)		\$2,533,450.00																						
Pending grants from pending and proposed projects (see pending and proposed project tab)		\$1,557,950.00																						
Borough Cost (from Bond Fund) from Pending and Proposed Projects (see pending and proposed project tab)		\$975,500.00																						
Bonds funds left after all committed, pending, and proposed projects		\$424,123.00																						



100StotzAve,  
PittsburghPA 15205

412-921-0752   
manager@craftonborough.com   
www.craftonborough.com 

---

## August 2023 Managers Report

---

### Modernizing Processes

---

**Pool Pass System** – We will analyze the year end results this month. We ended the year with 300 memberships and a total of 1,076 individual members. We collected \$22,850.75 through the system and paid transaction fees totaling \$1,434.25.

**Updating Quick Books** – We are waiting until the beginning of the next fiscal year to make the switch to a new set of accounting numbers.

**Community Group Meeting** – We have introduced the idea of hosting a gathering of all community groups and plan to move forward with this effort in March 2024. CRCE Committee of Council and the Rec Board will be taking the lead on this effort.

**Military Banner Program** – In October we will start sending notices to those with the first banners installed or the most faded banners to replace them. We are looking into creating a donation program for anyone who wants to pay for another's banner.

**Intern Asset Report** – We are using the report created by our intern Shubham to budget for asset improvements in 2024.

**Payroll System Upgrade** – We have met with Paychex, ADP, Paycom, Paycor, and are scheduled to meet with UKG to review potential payroll solutions. We hope to make a decision by the end of October and plan for roll out in the new year.

---

### End of Summer Work

---

**Pool Preparation** – We had the preconstruction meeting with the three contractors who won the bid (construction, electrical, and plumbing) and the lead contractor (M.A. Dunn) plans to start work on Oct 1.

**Stage Roof Leak** – Public works can fix the stage leak for now. But the roof will eventually need to be replaced. We are working with CPAA

**Paving** – We are working on creating a 5 year rolling program for paving projects. We have sought demos from Vitalytics and Roadbotics and will make a choice before the end of October. We also continue to explore options for repairing our remaining brick streets.

**Crafton Blvd Speeding Concerns** – PennDOT is currently conducting a traffic safety study on Crafton Blvd. We hope to know the results by the end of the year.

**Crafton Blvd Lights** – We are still working to determine the best solution for the how bright these lights are for those driving on Crafton Blvd and those in nearby homes.

**Newsletter Requests** – Newsletter requests for articles were sent on Sept 25 and we plan to have them all returned by Oct 16<sup>th</sup>. The newsletter will go out mid-November.

## Ongoing

---

**Bakers Acres Plaque** – We have the plaque in hand and we plan to install it near the Woodlawn entrance to the property in early October.

**Borough of Crafton**  
**Department of Economic and Community Development**  
**August 2023 Report**

	Current Month- August	Previous Month- July	YTD			
<b><u>Building Permits</u></b>						
Residential and Zoning	1	5	36			
Commercial	1	1	9			
Total Permits			45			
<b><u>Other Inspections</u></b>						
Annual Fire Inspection (155 units)	0	0	1			
Zoning/Occupancy(Sale of Property)	3	4	88			
Rental Inspections	8	3	114			
<b><u>Code Enforcement Report</u></b>						
Notes:						
1) Please note that the numbers above are for issued permits only. Those that are in process are noted in the attached documentation						
businesses and rental in October 2022, to						
3) Code Enforcement focused on the notifying property owners concerning growth over streets and sidewalks (obstructions).						
4) By clicking on the type of permit above, you will be directed to that specific report.						
5) Permits issued in August are highlighted in yellow.						

Residential Building and Zoning Permits 2023

HD #	Location	Status	Received Date	Issued Date
B-E-2023-35	70 BRADFORD AVE	In Progress	8/2/2023	8/11/2023
B-E-2023-34	24 WARREN ST	In Progress	7/26/2023	7/26/2023
B-E-2023-33	635 CLEARVIEW AVE	New	7/20/2023	CodeSys
B-E-2023-32	55 CRENNELL AVE	In Progress	6/22/2023	7/7/2023
B-E-2023-31	536 CHESS ST	In Progress	7/5/2023	7/12/2023
B-E-2023-30	71 N Emily Street	In Progress	7/3/2023	7/10/2023
B-E-2023-29	305 CLEARVIEW AVE	In Progress	6/30/2023	CodeSys
B-E-2023-28	63 N EMILY ST	In Progress	6/15/2023	7/7/2023
B-E-2023-27	10 MILDRED ST	Completed	6/7/2023	CodeSys
B-E-2023-26	54 HAWTHORNE AVE	In Progress	6/7/2023	6/8/2023
B-E-2023-25	44 WALNUT ST	Denied	5/19/2023	5/22/2023
B-E-2023-24	56 PARKE ST	Completed	5/12/2023	5/19/2023
B-E-2023-23	12 JOHNSTON STREET	Completed	5/18/2023	5/19/2023
B-E-2023-22	19 EMERSON AVE	In Progress	5/16/2023	5/19/2023
B-E-2023-21	47 COULTER ST	Completed	5/15/2023	5/18/2023
B-E-2023-20	21 JOHNSTON ST	In Progress	4/21/2023	5/12/2023
B-E-2023-19	6 DAKOTA ST	In Progress	5/12/2023	5/12/2023
B-E-2023-18	59 HAWTHORNE AVE	In Progress	5/11/2023	5/19/2023
B-E-2023-17	1472 CRAFTON BLVD	In Progress	5/2/2023	5/12/2023
B-E-2023-16	30 HOME AVE	Completed	4/18/2023	5/2/2023
B-E-2023-15	14 INGRAM AVE	In Progress	3/29/2023	4/11/2023
B-E-2023-14	1999 CRAFTON BLVD	In Progress	4/10/2023	4/13/2023
B-E-2023-13	14 BELL AVE	In Progress	4/3/2023	4/11/2023
B-E-2023-12	26 S LINWOOD AVE	In Progress	3/24/2023	4/11/2023
B-E-2023-11	26 S LINWOOD AVE	In Progress	3/24/2023	4/11/2023
B-E-2023-10	129 DINSMORE AVE	Completed	2/24/2023	3/7/2023
B-E-2023-9	30 BROADHEAD AVE	Completed	2/27/2023	2/27/2023
B-E-2023-8	25-31 WALSH RD	Completed	2/15/2023	2/17/2023
B-E-2023-7	24-30 WOODLAWN AVE	Completed	2/17/2023	2/17/2023
B-E-2023-6	121 UNION AVE	Completed	9/16/2022	9/16/2022
B-E-2023-5	20 LYONS ST	Completed	2/2/2023	CodeSys
B-E-2023-4	52 MAPLEWOOD AVE	Completed	1/24/2023	1/26/2023
B-E-2023-3	12 JOHNSTON STREET	Completed	1/19/2023	1/26/2023





Click a Plan Review/Permit in the table for more detail

Show  entries

Search:

Daniel Glancy | [Logout](#)



Dashboard



Logout



Change Password



Request Project

Name	Project #	Address	Community #	Date Entered
Stephen Shorthouse	ALL.CFT.009.23	185 South Grandview Ave		09-13-2023
Janice Everly - Front porch replacement	ALL.CFT.007.23	305 Clearview Ave		07-06-2023
Molly Gura - Deck	ALL.CFT.006.23	10 Mildred Street		06-14-2023
Subway - HVAC	ALL.CFT.005.23	39 Walsh Rd.		04-03-2023
Darryl Bundridge - Exterior Steps	ALL.CFT.004.23	1526 Barr Ave		03-20-2023
Crafton Fire Department- Fire Detection System	ALL.CFT.003.23	65 Station Street		03-13-2023
20 Lyons Street - Solar	ALL.CFT.002.23	20 Lyons Street		02-06-2023
Masonry Opening Lintel	ALL.CFT.001.23	40 East Crafton Avenue		01-29-2023
John Stokes - roof mounted solar system	ALL.CFT.005.22	42 Bradford Ave		10-27-2022
Thomas Gilles Jr. Solar	ALL.CFT.003.22	9 Dakota Street		08-22-2022
Terrel Vause Solar	ALL.CFT.004.22	35 Thomas Street		08-22-2022
Fig Tree Coffee - Tenant fit-out	ALL.CFT.002.22	1931 Crafton Blvd		07-18-2022
Chan An Restaurant New Kitchen Hood	ALL.CFT.001.22	37 Walsh Road		03-31-2022

Showing 1 to 13 of 13 entries

Previous

1

Next

Fire Inspections  
August 2023

ID #	Location	Description	Status	Received Date
AFI_2023-68	305 MAXWELL ST	File Insp App	New	8/29/2023
AFI_2023-67	31 FOSTER AVE	Fire Insp App	New	8/29/2023
AFI_2023-66	37 WALSH AVE	Fire inspection scheduled for 8/22, Chan An 37 Walsh Road. Inspected 8/22/23	In Progress	8/18/2023
AFI_2023-65	90 DUNCAN AVE	Fire Insp App	New	8/14/2023
AFI_2023-63	92 NOBLE AVE	New inspection for Business	New	8/11/2023
AFI_2023-61	11 N LINWOOD AVE	Fire Insp app	New	8/8/2023
AFI_2023-60	1749 CRAFTON BLVD	Fire insp app	New	8/7/2023
AFI_2023-59	53 PARKE ST	Fire insp app	New	8/4/2023
AFI_2023-58	50 WARREN ST	New application	New	8/4/2023
AFI_2023-57	37 STATION ST	Fire insp app	New	8/3/2023
AFI_2023-56	20 S GRANDVIEW AVE	Fire Insp App	New	7/27/2023
AFI_2023-55	409 CLEARVIEW AVE	Fire Insp App	New	7/27/2023
AFI_2023-54	91 BRADFORD AVE	New Fire Insp app	New	7/26/2023
AFI_2023-53	33 ALICE ST	Fire insp app	New	7/21/2023
AFI_2023-52	50 THOMAS ST	Fire insp app	New	7/20/2023
AFI_2023-51	27 UNION AVE	Fire insp App	New	7/19/2023
AFI_2023-50	152 GLENN ST	Fire Insp App. Initial inspection 8/17/2023	In Progress	7/19/2023
AFI_2023-49	54 OREGON AVE	Fire inspection app	New	7/17/2023
AFI_2023-48	124 DINSMORE AVE	Fire Insp App	New	7/14/2023
AFI_2023-47	104 S LINWOOD AVE	Fire Insp	New	7/12/2023
AFI_2023-46	1 OREGON AVE	Fire inspection	New	7/12/2023
AFI_2023-45	3 Foster Ave	New App	New	7/10/2023
AFI_2023-44	4 FOUNTAIN ST	New app	New	10/17/2022
AFI_2023-43	1935 CRAFTON BLVD	New application	In Progress	7/5/2023
AFI_2023-42	1933 CRAFTON BLVD		In Progress	6/16/2023
AFI_2023-41	80 BRADFORD AVE	New application	New	6/28/2023
AFI_2023-40	18 W STEUBEN ST	New app	New	6/21/2023
AFI_2023-39	43 FOSTER AVE	New application	Completed	6/21/2023
AFI_2023-38	50 W CRAFTON AVE	Rectory	New	6/9/2023
AFI_2023-37	50 W CRAFTON AVE	School	New	6/9/2023
AFI_2023-36	50 W CRAFTON AVE	Food Bank & Offices	New	6/9/2023
AFI_2023-35	50 W CRAFTON AVE	Church	New	6/9/2023
AFI_2023-34	328 CRENNELL AVE	Fire inspection application	New	10/7/2022
AFI_2023-33	113 NOBLE AVE	Fire Insp	New	10/7/2022
AFI_2023-32	3 Foster Ave	15 Foster-Crafton Beverage	New	5/30/2023
AFI_2023-31	37 WALSH AVE	39 Walsh Subway	New	5/30/2023
AFI_2023-30	31 NOBLE AVE	Fire inspection application	New	5/30/2023
AFI_2023-29	45 FOSTER AVE	new application	New	5/30/2023
AFI_2023-27	150 NOBLE AVE	Fire Insp	New	5/22/2023
AFI_2023-26	25-31 WALSH RD	Fire Insp App	New	5/22/2023
AFI_2023-25	22 E CRAFTON AVE	New application	New	5/22/2023
AFI_2023-24	61 E CRAFTON AVE	Central Maintenance	New	5/17/2023
AFI_2023-23	11 E CRAFTON AVE	le Poire Fine Art Studio	New	5/17/2023
AFI_2023-22	28 W STEUBEN ST	Sevacko's Barbershop	New	5/17/2023
AFI_2023-21	37 WALSH AVE	48 Walsh	New	5/17/2023
AFI_2023-20	3 Foster Ave	Giant Eagle Fire Insp App	New	5/12/2023
AFI_2023-19	170 NOBLE AVE	New inspection	New	5/17/2023
AFI_2023-17	90 HAWTHORNE AVE	New application	New	3/13/2023
AFI_2023-16	48 DIVISION ST	Fire Inspection Application	New	2/23/2023
AFI_2023-15	41 MAPLEWOOD AVE	New application.	New	1/31/2023
AFI_2023-14	28 MARION ST	App received	New	1/9/2023
AFI_2023-13	56 DUNCAN AVE	App received	New	1/18/2023
AFI_2023-12	119 W STEUBEN ST	App received	New	1/18/2023
AFI_2023-11	66 S GRANDVIEW AVE	App received	New	1/18/2023
AFI_2023-10	69 WARREN ST	App received	New	1/18/2023
AFI_2023-9	7 BELVIDERE ST	App received	New	1/18/2023
AFI_2023-8	1760 BARR AVE	App received	New	1/18/2023
AFI_2023-7	12 STERRETT ST	App received	New	1/18/2023
AFI_2023-6	18 BRADFORD AVE		New	1/10/2023
AFI_2023-5	612 BROADHEAD AVE		New	1/10/2023
AFI_2023-4	610 BROADHEAD AVE		New	1/10/2023
AFI_2023-3	218 S GRANDVIEW AVE		New	1/10/2023
AFI_2023-2	28 MARION ST	Fire inspection application received	New	1/10/2023
AFI_2023-1	38 W STEUBEN ST	New application	Completed	12/29/2022
AFI_2022-15	206 W STEUBEN ST		Completed	12/2/2022

## Zoning and Occupancy

August  
2023

ID #	Location	Description	Status	Received Date	Issued Date
OZ-2023-85	2 MONTANA ST	New buyer for sale of property	Completed	8/21/2023	8/21/2023
OZ-2023-80	63 OREGON AVE	Sale. Initial inspection completed 8/10/23, needs a follow up appointment.	In Progress	7/31/2023	8/17/2023
OZ-2023-79	60 E STEUBEN ST	Sale	Completed	7/28/2023	8/18/2023
OZ-2023-78	77 TAYLOR ST	Sale. Waiting on a new form with new buyers information.	Cancelled	7/24/2023	
OZ-2023-77	121 DINSMORE AVE	Sale. LOI received 8/4/23	In Progress	7/24/2023	8/4/2023
OZ-2023-76	17 JOSEPHINE ST	Sale	Completed	7/21/2023	8/16/2023
OZ-2023-75	2 MONTANA ST	Sale. Sale fell thru. New application will be submitted with the buyer's new	Cancelled	7/21/2023	7/26/2023
OZ-2023-74	186 CHARTIERS AVE	Sale	Completed	7/19/2023	8/7/2023
OZ-2023-73	31 HARRISON ST	Sale	Completed	7/12/2023	7/12/2023
OZ-2023-72	15 UNION AVE	Sale. 2nd unit did not pass. LOI received 8/11/23	In Progress	7/10/2023	8/11/2023
OZ-2023-71	57 S GRANDVIEW AVE	Sale	In Progress	7/7/2023	7/21/2023
OZ-2023-70	73 N LINWOOD AVE	Sale. Waiting on \$15 - Rec'd 7-3-2023	In Progress	6/30/2023	7/7/2023
OZ-2023-69	401 HARRIS AVE	Sale	In Progress	6/29/2023	
OZ-2023-68	11 E CRAFTON AVE	Sale	Completed	6/29/2023	8/2/2023
OZ-2023-67	175 W STEUBEN ST	Sale	In Progress	6/27/2023	6/30/2023
OZ-2023-66	60 PARKE ST	Sale	In Progress	6/27/2023	7/5/2023
OZ-2023-65	52 DINSMORE AVE	Sale of property	Completed	6/26/2023	7/10/2023
OZ-2023-64	1 AMERICAN LEGION PI	Sale	In Progress	6/23/2023	7/6/2023
OZ-2023-63	1 AMERICAN LEGION PI	Sale	In Progress	6/23/2023	7/6/2023
OZ-2023-62	15 CROSS ST	Sale	Completed	6/23/2023	7/6/2023
OZ-2023-61	71 PARKE ST	Sale	Completed	6/21/2023	7/18/2023
OZ-2023-60	400 MUELLER AVE	Sale	Completed	6/20/2023	6/30/2023
OZ-2023-59	142 NOBLE AVE	Salon	In Progress	6/5/2023	
OZ-2023-58	23 JOSEPHINE ST	Sale	Completed	6/5/2023	6/27/2023
OZ-2023-57	0 CLEARVIEW AVE		Completed	6/5/2023	6/5/2023
OZ-2023-56	635 CLEARVIEW AVE		In Progress	6/5/2023	6/5/2023
OZ-2023-54	80 HAWTHORNE AVE	Sale of property	In Progress	5/30/2023	6/6/2023
OZ-2023-51	89 THOMAS ST	Sale. Received additional \$15 5/15/2023	In Progress	5/12/2023	6/6/2023
OZ-2023-50	194 CHARTIERS AVE	Sale	Completed	5/11/2023	5/26/2023
OZ-2023-49	22 FOUNTAIN ST	Sale	Completed	5/12/2023	5/30/2023
OZ-2023-48	29 ELMWOOD ST	Sale	Completed	5/4/2023	5/17/2023
OZ-2023-44	54 PARKE ST	Sale of property.	Completed	4/28/2023	5/25/2023
OZ-2023-43	0 DUNCAN AVE	Sale of Property	Completed	4/25/2023	6/27/2023
OZ-2023-42	0 STANWOOD ST	Sale of Property	Completed	4/25/2023	6/27/2023
OZ-2023-41	3 CROSS ST	Sale of property	Completed	4/25/2023	6/27/2023
OZ-2023-40	1-A JOSEPHINE ST	Final Inspection from LOI	Completed		4/21/2023
OZ-2023-39	1-B JOSEPHINE ST	Final reinspection from LOI	Completed		4/21/2023
OZ-2023-38	2004 CRAFTON BLVD	Sale of property	Completed	4/21/2023	4/21/2023
OZ-2023-35	31 ELMWOOD ST	Sale of property	Completed	4/17/2023	5/1/2023
OZ-2023-34	240 W STEUBEN ST	Sale of Property	In Progress	4/13/2023	4/27/2023
OZ-2023-33	3 Foster Ave	New business	Completed	3/22/2023	4/12/2023
OZ-2023-30	11 Lawson Avenue	Sale of the property	Completed	4/3/2023	4/17/2023
OZ-2023-29	1754 BARR AVE	Sale of property. Waiting on additional fees for extra fees for occupancy. F	In Progress	3/27/2023	5/2/2023
OZ-2023-28	42 BALDWICK RD	Sale of property. Waiting on additional fees for additional units. Fee receiv	Completed	3/28/2023	4/27/2023
OZ-2023-26	21 JOHNSTON ST	Sale of property	Completed	3/24/2023	4/10/2023
OZ-2023-24	121 UNION AVE	Sale of the property	Completed	3/14/2023	4/27/2023
OZ-2023-22	71 N Emily Street	Sale of property	Completed	3/13/2023	4/4/2023
OZ-2023-21	16-18 BELL AVE	Sale of property	Completed	3/3/2023	4/11/2023
OZ-2023-20	2004 CRAFTON BLVD	Sale of Property	Cancelled	3/3/2023	
OZ-2023-19	12 GRACE ST	Sale of property	Completed	3/3/2023	3/22/2023
OZ-2023-18	29 PARKE ST	Sale	In Progress	3/1/2023	3/14/2023
OZ-2023-17	1991 CRAFTON BLVD	Sale of property, need additional information.	Completed	3/1/2023	3/27/2023
OZ-2023-16	1 NORMA ST	Sale of the property	In Progress	3/1/2023	3/15/2023
OZ-2023-15	11 S LINWOOD AVE	Sale of property	In Progress	2/27/2023	3/17/2023
OZ-2023-13	95 E STEUBEN ST	Sale of property	Completed	2/24/2023	3/24/2023
OZ-2023-12	17 JOHNSTON ST	Sale	Completed	2/17/2023	2/27/2023
OZ-2023-11	97 N Linwood	Sale. Waiting on additional \$15 fee. Fee received 2/6/2023. LOI Received 3	In Progress	2/1/2023	3/3/2023
OZ-2023-10	606 BROADHEAD AVE	Final occupancy for current owner.	Completed	1/27/2023	1/27/2023
OZ-2023-9	66 N EMILY ST	Sale	Completed	1/30/2023	2/8/2023
OZ-2023-8	19 PROMENADE ST	Final occupancy	Completed	1/27/2023	1/27/2023
OZ-2023-7	0 CLEARVIEW AVE	Vacant Land. Waiting on \$35 fee. Fee received 2/6/2023	Cancelled	1/27/2023	
OZ-2023-6	635 CLEARVIEW AVE	Sale. as of 2/24/23 Sale fell thru, new buyer for the property. New paperw	Cancelled	1/23/2023	
OZ-2023-5	1609 BARR AVE	Final inspection for occupancy	Completed	1/26/2023	1/26/2023

Zoning and Occupancy

August

2023

OZ-2023-4	35 ELMWOOD ST	Sale of property. Waiting on the fee. Fee received 1/27/2023	Completed	1/25/2023	3/17/2023
OZ-2023-3	31 THOMAS ST	Conditional occupancy going to standard occupancy	Completed	1/9/2023	1/9/2023
OZ-2023-2	131 E CRAFTON AVE	Sale	In Progress	1/9/2023	1/31/2023

Rental Inspections  
August 2023

ID #	Location	Description	Status	Received Date	Issue Date
RO-2023-114	52 AFTON AVE	3rd Floor	Completed	8/24/2023	8/30/2023
RO-2023-113	152 GLENN ST	Inspected 8/17/23, received paperwork for rental inspection	In Progress	8/17/2023	
RO-2023-112	8 HARRISON ST	Middle	New	8/9/2023	
RO-2023-111	8 HARRISON ST	Front	New	8/9/2023	
RO-2023-110	102 W STEUBEN ST	106 W Steuben St #4	Completed	8/8/2023	8/9/2023
RO-2023-109	7 STERRETT ST	1st floor	Completed	8/7/2023	8/21/2023
RO-2023-108	102 W STEUBEN ST	102 W Steuben St, #B-1	Completed	8/3/2023	8/9/2023
RO-2023-107	1751 CRAFTON BLVD	1755 Crafton Blvd #3	Completed	7/31/2023	8/4/2023
RO-2023-106	1913 CRAFTON BLVD	#3	Completed	7/10/2023	7/14/2023
RO-2023-105	1913 CRAFTON BLVD	#1	Completed	7/10/2023	7/14/2023
RO-2023-104	1913 CRAFTON BLVD	#2	Completed	7/10/2023	7/14/2023
RO-2023-103	47 HOME AVE	Rental. Inspected 8/15/23 follow up needed.	In Progress	7/10/2023	
RO-2023-102	282 NOBLE AVE	#3	Completed	6/20/2023	6/21/2023
RO-2023-101	170 PROMENADE ST APT 9	#9	Completed	6/20/2023	7/7/2023
RO-2023-100	142 NOBLE AVE	146 Noble Ave #3	New	6/8/2023	
RO-2023-99	142 NOBLE AVE	146 Noble Ave #2	New	6/8/2023	
RO-2023-98	142 NOBLE AVE	146 Noble Ave #1	New	6/8/2023	
RO-2023-97	242 NOBLE AVE	209	Completed	6/8/2023	6/13/2023
RO-2023-96	6 CHARTIERS AVE	#3	New	6/8/2023	
RO-2023-95	6 CHARTIERS AVE	#2	New	6/8/2023	
RO-2023-94	6 CHARTIERS AVE	#1	New	6/8/2023	
RO-2023-93	242 NOBLE AVE	#204	Completed	5/24/2023	5/24/2023
RO-2023-92	69 WARREN ST	1L	Completed	5/23/2023	5/24/2023
RO-2023-91	19 UNION AVE	Rental inspection	In Progress	5/24/2023	
RO-2023-90	630 BROADHEAD AVE	104	Completed	5/17/2023	6/2/2023
RO-2023-89	2500 CRAFTON BLVD	#10	Completed	5/17/2023	6/9/2023
RO-2023-88	2500 CRAFTON BLVD	#1	Completed	5/17/2023	6/2/2023
RO-2023-87	796 CLEARVIEW AVE	#2	Completed	5/17/2023	5/17/2023
RO-2023-86	20 S EMILY ST	#2	In Progress	5/17/2023	
RO-2023-85	285 W STEUBEN ST	287 W Steuben	In Progress	5/16/2023	
RO-2023-84	285 W STEUBEN ST	285 W Steuben ST	In Progress	5/16/2023	
RO-2023-83	242 NOBLE AVE	#105	Completed	5/15/2023	5/25/2023
RO-2023-82	71 WARREN ST	2 Left	Completed	5/12/2023	5/24/2023
RO-2023-81	12 STERRETT ST	1 Right	Completed	5/12/2023	5/24/2023
RO-2023-80	1526 BARR AVE	#2	Completed	5/12/2023	5/16/2023
RO-2023-79	1526 BARR AVE	#1	Completed	5/12/2023	6/1/2023
RO-2023-78	612 BROADHEAD AVE	#5	Completed	5/11/2023	5/11/2023
RO-2023-77	3 N GRANDVIEW AVE	#2	New	5/2/2023	
RO-2023-76	3 N GRANDVIEW AVE	#1	New	5/2/2023	
RO-2023-75	218 S GRANDVIEW AVE	#5	In Progress	5/2/2023	
RO-2023-74	102 W STEUBEN ST	104 W Steuben St #4	Completed	4/28/2023	4/28/2023
RO-2023-73	14 BRADFORD AVE	#3. Waiting on new payment. Payment received 4/26/2023.	New	4/21/2023	
RO-2023-72	9 UNION AVE	2nd Floor	Completed	4/20/2023	4/24/2023
RO-2023-71	102 W STEUBEN ST	#9	Completed	4/17/2023	4/18/2023
RO-2023-70	282 NOBLE AVE	#1	Completed	4/12/2023	4/25/2023
RO-2023-69	18 BRADFORD AVE	#1	Completed	4/10/2023	4/13/2023
RO-2023-68	14 BRADFORD AVE	#1	New	3/30/2023	
RO-2023-67	24-30 WOODLAWN AVE	24 Woodlawn	Completed	3/27/2023	3/29/2023
RO-2023-65	242 NOBLE AVE	Apt.111	Completed	3/22/2023	4/4/2023
RO-2023-64	15 DIVISION ST	Floor 1	Completed	3/17/2023	3/27/2023
RO-2023-63	48 LAWSON AVE	Rental	In Progress	3/20/2023	
RO-2023-62	11 MAPLEWOOD AVE	#2	In Progress	3/20/2023	
RO-2023-61	11 MAPLEWOOD AVE	#1	In Progress	3/20/2023	
RO-2023-60	26 LAWSON AVE	Rental Inspection	Completed	3/20/2023	5/24/2023
RO-2023-59	102 W STEUBEN ST	102 W Steuben St #D	Completed	3/14/2023	3/20/2023
RO-2023-58	18 BRADFORD AVE	#4	Completed	3/8/2023	3/14/2023
RO-2023-57	31 N EMILY STREET	Floor 2.	Completed	3/3/2023	3/8/2023
RO-2023-56	318 MUELLER AVE	#1. Waiting on fee. Fee received 2/28/2023	Completed	2/20/2023	2/27/2023
RO-2023-55	60 BROADHEAD AVE	#6	In Progress	2/15/2023	
RO-2023-54	60 BROADHEAD AVE	#5	In Progress	2/15/2023	
RO-2023-53	60 BROADHEAD AVE	#4	In Progress	2/15/2023	
RO-2023-52	60 BROADHEAD AVE	#3	In Progress	2/15/2023	
RO-2023-51	60 BROADHEAD AVE	#2	New	2/15/2023	
RO-2023-50	60 BROADHEAD AVE	#1	In Progress	2/15/2023	
RO-2023-49	107 W STEUBEN ST	107 W Steuben	Completed	2/15/2023	4/13/2023
RO-2023-48	107 W STEUBEN ST	107 1/2 W Steuben ST	Completed	2/15/2023	4/13/2023

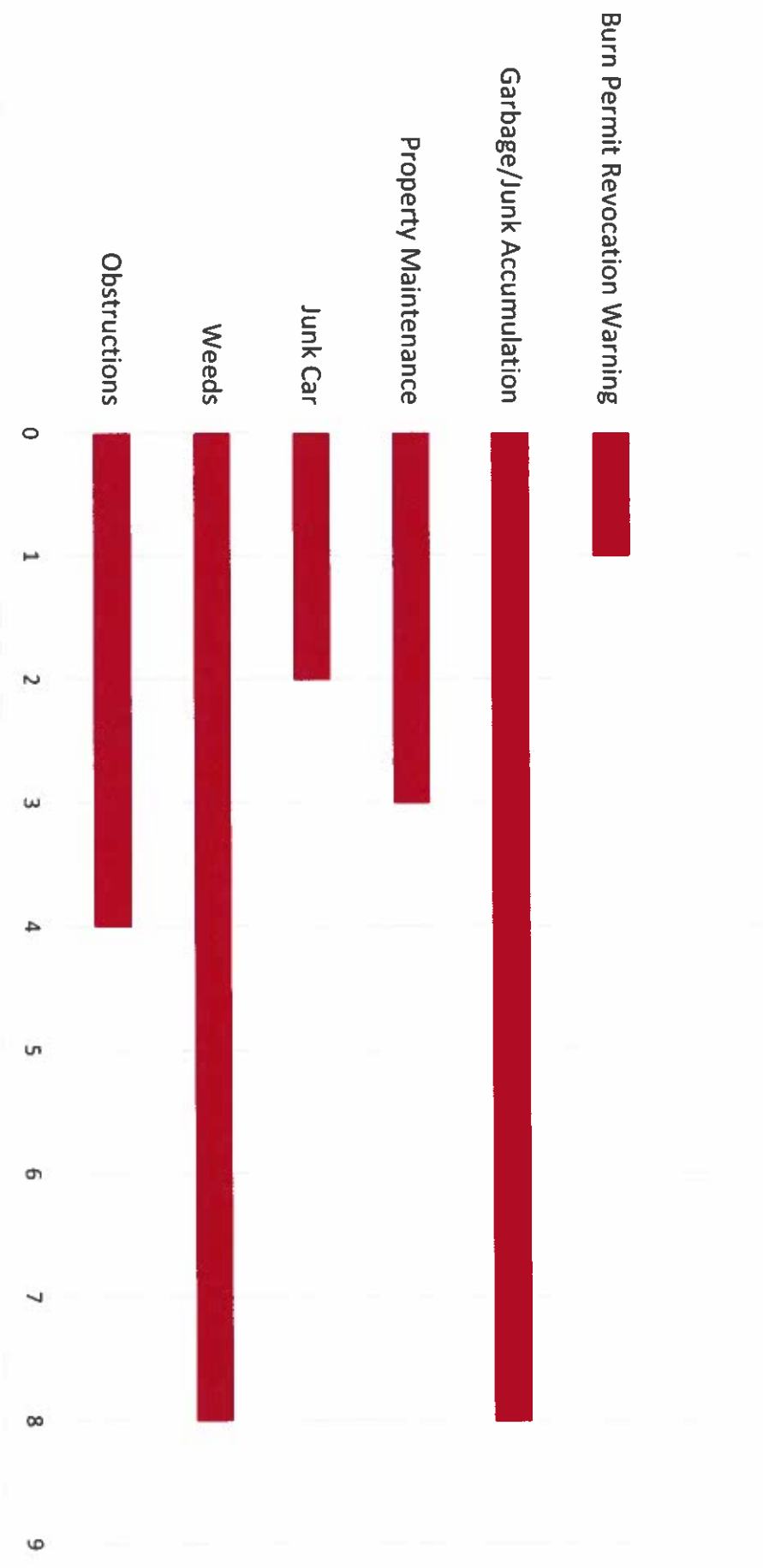
Rental Inspections  
August 2023

RO-2023-47	2500 CRAFTON BLVD	#6	Completed	2/10/2023	2/24/2023
RO-2023-46	630 BROADHEAD AVE	#301	Completed	2/10/2023	2/24/2023
RO-2023-44	1609 BARR AVE	Apt.2, Floor 2	Completed	2/8/2023	2/8/2023
RO-2023-43	1609 BARR AVE	Apt 1, 1st Floor	Completed	2/8/2023	2/8/2023
RO-2023-42	17 THOMAS ST	Rental Inspection	New	2/7/2023	2/15/2023
RO-2023-41	34 FOUNTAIN ST	Rental Inspection	New	2/8/2023	
RO-2023-40	231 CLEARVIEW AVE	Rental Insp	Completed	2/6/2023	2/24/2023
RO-2023-39	11 STATION ST	#103	In Progress	2/2/2023	
RO-2023-38	99 NOBLE AVE	Waiting on fee	New	2/6/2023	
RO-2023-37	11 STATION ST	#104	In Progress	2/2/2023	
RO-2023-36	11 STATION ST	#202	In Progress	2/2/2023	
RO-2023-35	11 STATION ST	#203	In Progress	2/2/2023	
RO-2023-34	11 STATION ST	#201	In Progress	2/2/2023	
RO-2023-33	11 STATION ST	#102	In Progress	2/2/2023	
RO-2023-32	11 STATION ST	#101	In Progress	2/2/2023	
RO-2023-31	11 STATION ST	#100	In Progress	2/2/2023	
RO-2023-30	102 W STEUBEN ST	106 W Steuben St #8	Completed	2/6/2023	2/7/2023
RO-2023-29	1832 CRAFTON BLVD	1834 A	Completed	2/2/2023	2/7/2023
RO-2023-28	67 OREGON AVE	Unit 2	Completed	2/2/2023	2/3/2023
RO-2023-27	41 MAPLEWOOD AVE	#3	Completed	1/31/2023	2/7/2023
RO-2023-26	270 W STEUBEN ST	#411	Completed	1/30/2023	2/8/2023
RO-2023-25	270 W STEUBEN ST	#308	In Progress	1/30/2023	
RO-2023-24	1 CROSS ST	Unit 1	In Progress	1/30/2023	
RO-2023-23	1 CROSS ST	Apt.2	In Progress	1/30/2023	
RO-2023-22	21 MARION ST	Unit 2	In Progress	1/23/2023	
RO-2023-21	21 MARION ST	Unit #1	Completed	1/23/2023	4/14/2023
RO-2023-20	9 MARION ST	Unit #4	New	1/23/2023	
RO-2023-19	9 MARION ST	Unit #3	In Progress	1/23/2023	
RO-2023-18	9 MARION ST	Unit #2	Completed	1/23/2023	4/14/2023
RO-2023-17	9 MARION ST	Unit #1	New	1/23/2023	
RO-2023-16	8 LOCUST ST	Unit #5	In Progress	1/23/2023	
RO-2023-15	8 LOCUST ST	Unit #4	Completed	1/23/2023	4/14/2023
RO-2023-14	8 LOCUST ST	Unit #3	Completed	1/23/2023	1/30/2023
RO-2023-13	8 LOCUST ST	Unit #2	Completed	1/23/2023	4/14/2023
RO-2023-12	8 LOCUST ST	Unit 1	Completed	1/23/2023	4/14/2023
RO-2023-11	7 STERRETT ST	#2	Completed	1/17/2023	1/24/2023
RO-2023-10	270 W STEUBEN ST	#309 , new tenant	In Progress	1/18/2023	
RO-2023-9	1760 BARR AVE	1760 Barr Ave 1 Left	In Progress	1/18/2023	
RO-2023-8	83 N EMILY ST	ROL app. Waiting on additional fees. Fee received 1/27/2023	Completed	1/16/2023	5/16/2023
RO-2023-7	18 ALICE ST	ROL app. Waiting on fee. Fee received 1/27/2023	Completed	1/16/2023	5/16/2023
RO-2023-6	19 PROMENADE ST	23 Promenade St	Completed	1/13/2023	1/27/2023
RO-2023-5	19 PROMENADE ST	21 Promenade St	Completed	1/13/2023	1/27/2023
RO-2023-4	1494 CRAFTON BLVD	1494-1496 Crafton Blvd #3	In Progress	1/13/2023	
RO-2023-3	28 MARION ST	#4	Closed	1/10/2023	1/18/2023
RO-2023-2	28 MARION ST	#3	Completed	1/10/2023	1/18/2023
RO-2023-1	270 W STEUBEN ST	414	In Progress	12/29/2022	
RO-2022-285	47 HOME AVE		Closed	12/28/2022	
RO-2022-284	52 AFTON AVE	3rd Floor	Completed	12/19/2022	1/9/2023
RO-2022-283	52 AFTON AVE	2nd Floor	Completed	12/19/2022	1/9/2023
RO-2022-282	52 AFTON AVE	1st Floor	Completed	12/19/2022	1/9/2023
RO-2022-281	58 AFTON AVE	2nd Floor	Completed	12/19/2022	1/9/2023
RO-2022-280	58 AFTON AVE	1st Floor	Completed	12/19/2022	1/9/2023
RO-2022-277	66 GRACE ST	#2	In Progress	12/19/2022	
RO-2022-276	66 GRACE ST	#1	In Progress	12/19/2022	
RO-2022-274	91 UNION AVE	93 Union Ave	Completed	12/7/2022	12/21/2022
RO-2022-260	62 N EMILY ST	#1	In Progress	11/28/2022	
RO-2022-253	270 W STEUBEN ST	#309. New application received on 1/18/2023	In Progress	11/21/2022	
RO-2022-226	51 DIVISION ST	2nd Floor	In Progress	11/21/2022	
RO-2022-225	51 DIVISION ST	1st Floor	In Progress	11/21/2022	
RO-2022-219	98 HALL AVE	#3	Completed	11/16/2022	2/2/2023
RO-2022-218	98 HALL AVE	#1	Completed	11/16/2022	2/2/2023
RO-2022-216	1530 BARR AVE	E	Completed	11/16/2022	2/17/2023
RO-2022-215	1530 BARR AVE	D	Completed	11/16/2022	2/17/2023
RO-2022-213	1530 BARR AVE	B	Completed	11/16/2022	2/17/2023
RO-2022-212	1530 BARR AVE	A	Completed	11/16/2022	2/17/2023
RO-2022-211	615 BROADHEAD AVE		Completed	11/15/2022	3/24/2023
RO-2022-181	1767 CRAFTON BLVD	1773 Crafton Blvd, #4	In Progress	10/20/2022	
RO-2022-180	1767 CRAFTON BLVD	1773 Crafton Blvd, #3	In Progress	10/20/2022	

Rental Inspections  
August 2023

RO-2022-179	1767 CRAFTON BLVD	1773 Crafton Blvd, #2	Completed	10/20/2022	12/29/2022
RO-2022-178	1767 CRAFTON BLVD	1773 Crafton Blvd, #1	Completed	10/20/2022	12/29/2022
RO-2022-177	1767 CRAFTON BLVD	1771 Crafton Blvd, #4	Completed	10/20/2022	12/29/2022
RO-2022-176	1767 CRAFTON BLVD	1771 Crafton Blvd, #3	In Progress	10/20/2022	
RO-2022-175	1767 CRAFTON BLVD	1771 Crafton Blvd, #2	In Progress	10/20/2022	
RO-2022-174	1767 CRAFTON BLVD	1771 Crafton Blvd, #1	In Progress	10/20/2022	
RO-2022-173	1767 CRAFTON BLVD	1769 Crafton Blvd, #4	Completed	10/20/2022	12/29/2022
RO-2022-172	1767 CRAFTON BLVD	1769 Crafton Blvd, #3	In Progress	10/20/2022	
RO-2022-171	1767 CRAFTON BLVD	1769 Crafton Blvd, #2	In Progress	10/20/2022	
RO-2022-170	1767 CRAFTON BLVD	1769 Crafton Blvd, #1	In Progress	10/20/2022	
RO-2022-169	1767 CRAFTON BLVD	1767 Crafton Blvd, #4	In Progress	10/20/2022	
RO-2022-168	1767 CRAFTON BLVD	1767 Crafton Blvd, #3	Completed	10/28/2022	12/29/2022
RO-2022-167	1767 CRAFTON BLVD	1767 Crafton Blvd, #2	In Progress	10/28/2022	
RO-2022-166	1767 CRAFTON BLVD	1767 Crafton Blvd, #1	In Progress	10/20/2022	
RO-2022-165	1759 CRAFTON BLVD	1765 Crafton Blvd, #4	Completed	10/20/2022	12/29/2022
RO-2022-164	1759 CRAFTON BLVD	1765 Crafton Blvd, #3	Completed	10/20/2022	12/29/2022
RO-2022-163	1759 CRAFTON BLVD	1765 Crafton Blvd, #2	Completed	10/20/2022	12/29/2022
RO-2022-162	1759 CRAFTON BLVD	1765 Crafton Blvd, #1	Completed	10/20/2022	12/29/2022
RO-2022-161	1759 CRAFTON BLVD	1763 Crafton Blvd, #4	Completed	10/20/2022	1/9/2023
RO-2022-160	1759 CRAFTON BLVD	1763 Crafton Blvd, #3	Completed	10/20/2022	1/9/2023
RO-2022-159	1759 CRAFTON BLVD	1763 Crafton Blvd, #2	Completed	10/20/2022	1/9/2023
RO-2022-158	1759 CRAFTON BLVD	1763 Crafton Blvd, #1	In Progress	10/20/2022	
RO-2022-157	1759 CRAFTON BLVD	1761 Crafton Blvd, #4	Completed	10/20/2022	1/9/2023
RO-2022-156	1759 CRAFTON BLVD	1761 Crafton Blvd, #3	Completed	10/20/2022	1/9/2023
RO-2022-155	1759 CRAFTON BLVD	1761 Crafton Blvd, #2	Completed	10/20/2022	1/9/2023
RO-2022-154	1759 CRAFTON BLVD	1761 Crafton Blvd, #1	Completed	10/20/2022	1/9/2023
RO-2022-153	1759 CRAFTON BLVD	1759 Crafton Blvd, #4	Completed	10/20/2022	1/9/2023
RO-2022-152	1759 CRAFTON BLVD	1759 Crafton Blvd, #3	In Progress	10/20/2022	
RO-2022-151	1759 CRAFTON BLVD	1759 Crafton Blvd, #2	Completed	10/20/2022	12/29/2022
RO-2022-150	1759 CRAFTON BLVD	1759 Crafton Blvd, #1	Completed	10/20/2022	12/29/2022
RO-2022-149	1751 CRAFTON BLVD	1755 Crafton Blvd, #4	Completed	10/20/2022	12/29/2022
RO-2022-148	1751 CRAFTON BLVD	1755 Crafton Blvd, #3	Completed	10/20/2022	12/29/2022
RO-2022-147	1751 CRAFTON BLVD	1755 Crafton Blvd, #2	Completed	10/20/2022	12/29/2022
RO-2022-146	1751 CRAFTON BLVD	1755 Crafton Blvd, #1	In Progress	10/20/2022	
RO-2022-145	1751 CRAFTON BLVD	1753 Crafton Blvd, #4	Completed	10/20/2022	12/29/2022
RO-2022-144	1751 CRAFTON BLVD	1751 Crafton Blvd #1	In Progress	10/20/2022	
RO-2022-143	1751 CRAFTON BLVD	1753 Crafton Blvd, #2	Completed	10/20/2022	12/29/2022
RO-2022-142	1751 CRAFTON BLVD	1753 Crafton Blvd #1	In Progress	10/20/2022	
RO-2022-141	1751 CRAFTON BLVD	1751 Crafton Blvd, #4	Completed	10/20/2022	12/29/2022
RO-2022-140	1751 CRAFTON BLVD	1751 Crafton Blvd #3	Completed	10/20/2022	1/9/2023
RO-2022-139	1751 CRAFTON BLVD	1751 Crafton Blvd #2	Completed	10/27/2022	1/9/2023
RO-2022-138	1751 CRAFTON BLVD	1753 Crafton Blvd, #3	Completed	10/20/2022	12/29/2022
RO-2022-135	221 STERRETT ST	#4	Completed	10/26/2022	12/29/2022
RO-2022-134	221 STERRETT ST	#3	Completed	10/26/2022	12/29/2022
RO-2022-133	221 STERRETT ST	#2	Completed	10/26/2022	12/29/2022
RO-2022-132	221 STERRETT ST	#1	Completed	10/26/2022	12/29/2022
RO-2022-103	87 BRADFORD AVE	Apt #1	Completed	10/4/2022	10/4/2022
RO-2022-88	318 MUELLER AVE	#2	In Progress	7/28/2022	
RO-2022-68	18 BRADFORD AVE	Apt. 5	Completed	6/14/2022	1/9/2023
RO-2022-67	18 BRADFORD AVE	Apt 3	Completed	6/14/2022	1/9/2023
RO-2022-1	31 N EMILY STREET	ROL App	Closed	12/23/2021	
RO-2021-158	60 BROADHEAD AVE	#6	Closed	12/28/2021	
RO-2021-157	60 BROADHEAD AVE	5	Closed	12/28/2021	
RO-2021-156	60 BROADHEAD AVE	#4	Closed	12/28/2021	
RO-2021-155	60 BROADHEAD AVE	#3	Closed	12/28/2021	
RO-2021-154	60 BROADHEAD AVE	#2	Closed	12/28/2021	
RO-2021-153	60 BROADHEAD AVE	#1	Closed	12/28/2021	
RO-2020-31	24 UNDERHILL ST		Completed	2/21/2020	9/10/2020

## Violations for August/September 2023





**Code Enforcement Report August/September 2023**

Location	Description	Status	Violation Date
COULTER	Branches causing obstruction. Flier sent.		
	Notice sent 8/16/2023. Ten days to abate.	Open	8/16/2023
W STEUBEN	Final notice sent for car, steps, roof. Ten days.	Open	8/17/2023
W STEUBEN	Weeds. Five days.	Open	8/17/2023
60 BROADHEAD	Citation for ongoing trash/dumpsite	Open	8/17/2023
W STEUBEN	Citation for potholes/curbs	Open	8/17/2023
UNION	Weeds. Five days.	Open	8/24/2023
STATION	Trash Re-opened 8/24/2023. Ten days	Open	8/24/2023
STATION	Junk vehicle Re-opened. Twenty days.	Open	8/24/2023
FOUNTAIN ST	Retaining wall leaning. Twenty days to fix.	Open	8/29/2023
	Grass re-opened 8-29-2023. 5 days. 3 days final.	Open	8/29/2023
	Accumulation of junk re-opened. Ten days.	Open	8/29/2023
CLEARVIEW	Re-opened weeds. Posted Five days.	Open	8/31/2023
BROADHEAD	Citation for ongoing trash/dumpsite	Open	8/31/2023
STATION	Final notice junk. Ten days.	Open	9/5/2023
W STEUBEN	Cit for roof and junk car.	Open	9/5/2023
CRAFTON BLVD	Weeds. Five days.	Closed	9/5/2023
CRENNEL	Junk/improper trash storage Re-opened 9/5/2023	Open	9/5/2023
	Ten days to abate. Junk cleaned up. Awaiting new dumpster to close.		
NOBLE	Waste Re-opened 9-8-2023. 10 days.	Closed	9/8/2023
BROADHEAD	Accumulation of bulk waste re-opened. Ten days.	Open	9/19/2023
	9/19/2023		
	Weeds Re-opened 9/19/2023. Five days		
DINSMORE	Accumulation of junk re-opened. Ten days.	Open	9/19/2023
LAWSON	Boat improperly stored. Re-opened 9-19-2023.	Open	9/19/2023
	Ten Days.		
	Truck parked in yard. Re-opened 9-19-2023.	Open	
	Ten Days.		
	Accumulation of bulk waste. Five days.	Open	9/19/2023
S GRANDVIEW	Grass. Five days.	Open	9/19/2023
EWING	E-Waste on street. 20 days.	Open	9/19/2023
UNION	Grass. Five days.	Open	9/19/2023
NOBLE	Warning for burn permit revocation.	Open	9/25/2023
	One more complaint and permit will be revoked.		

**BOROUGH OF CRAFTON  
POLICE DEPARTMENT**

**MARK A. SUMPTER  
CHIEF OF POLICE**

100 STOTZ AVENUE  
CRAFTON, PENNSYLVANIA 15205

**COLETTA A. PERRY  
MAYOR**



**September 22, 2023**

**Crafton Police responded to 182 complaints during the month of August 2023.**

The following 3 pages attached show a printout of the calls answered by Crafton Police.

Paid parking tags for the month of August - \$105.00  
Copies of Police Reports for the month of August - \$150.00  
No solicitor permits were issued for the month of August  
Five (5) truck permits were issued for the month of August - \$50.00  
Fines collected by the Magistrate and paid to the borough for August - \$1,569.96  
There were 113 citations issued, 31 citation warnings, 7 parking tag, 1 AccuTrak – total 152

**Crafton Borough had 0 narcotic related call for the month of August 2023. Naloxone (Narcan) was used 0 times by Crafton Police and 0 time by EMS.**

**Mileage on Police Cars:**

Unit # 11-1      949 miles ending at 66,740  
Unit # 11-2      1,484 miles ending at 9,778  
Unit # 11-3      1,578 miles ending at 24,562  
Unit # 11-4      981 miles ending at 25,018

Respectfully submitted,

Handwritten signature of Barbara H. Berkhouse in blue ink.

Barbara H. Berkhouse  
Police Secretary

**Calls for Service - by Keyword**

**CRAFTON BOROUGH**

**Incidents Reported Between 08/01/2023 and 08/31/2023**



Code	Description	Primary Count	Secondary UCR Count		
			Code 2	Code 3	Code 4
<b>ACCIDENT M</b>					
3100	MOTOR VEHICLE ACCIDENTS	1			
6008	ACCIDENT INVOLVING NONINJURY	1			
		<u>2</u>			
<b>ALARM</b>					
3810	SERVICE CALL-ALARMS-UNFOUNDED-EXCPT FIRE	11			
3840	FIRES (INCLUDING ALARMS-FOUNDED/UNFOUND)	7			
		<u>18</u>			
<b>ALL OTHER</b>					
2640	ALL OTHER ORDINANCE VIOLATIONS	1			
<b>ANIMAL</b>					
3805	SERVICE CALL-ANIMAL	1			
5502	ANIMAL COMPLAINTS - BARKING DOGS	1			
5505	ANIMAL COMPLAINT - DEER	3			
5506	ANIMAL COMPLAINTS - STRAY ANIMALS	3			
5510	ANIMAL COMPLAINTS - OTHER	4			
		<u>12</u>			ANIMAL CONTROL CONTACTED ON ONE CALL
<b>ASSAULT</b>					
0430	ASSAULT - OTHER DANGEROUS WEAPON	1			
0440	ASSAULT - HANDS,FISTS,FEET	1			
		<u>2</u>			
<b>ASSIST FIR</b>					
7502	ASSIST OTHER AGENCIES - FIRE DEPT.	1			
<b>ASSIST MOT</b>					
3820	SERVICE CALL-ASSIST MOTORIST/DISABLE VEH	2			
<b>ASSIST POL</b>					
7504	ASSIST OTHER AGENCIES - OTHER POLICE	2			
<b>CHECK WELF</b>					
3801	SERVICE CALL-CHECK WELFARE	14			
<b>DISORDERLY</b>					
2460	DISORDERLY CONDUCT-OBSCENE LANGUAGE	1			
2480	DISORDERLY CONDUCT-ALL OTHERS	1			
		<u>2</u>			
<b>DISTURBANC</b>					
3610	DISTURBANCES-NOISE	6			
3620	DISTURBANCES-OTHER (FIGHTS,DISPUTES,ETC)	10			
		<u>16</u>			
<b>DOA</b>					
3320	DOA	1			
<b>DOMESTIC</b>					

Calls for Service - by Keyword

CRAFTON BOROUGH

Incidents Reported Between 08/01/2023 and 08/31/2023



Code	Description	Primary Count	Secondary UCR Count		
			Code 2	Code 3	Code 4
<b>DOMESTIC</b>					
3600	DISTURBANCES-DOMESTIC	6			
<b>DRUG</b>					
1814	DRUGS-SALE/MFG-OTHER DANGEROUS NON NARC	1			
1831	NARCOTICS-POSSESSION-MORPHINE,HEROIN,ETC	1			
		<u>2</u>			
<b>DUI</b>					
2112	DRIVE UNDER INFLUENCE-ALCOHOL-IMPAIRED	1			
<b>ELECTRICAL</b>					
4026	NON-CRIMINAL-WIRES AND POLES DOWN	4			
<b>FALSE REPT</b>					
2624	ALL OTHER OFFENSES - FALSE POLICE REPORT	1			
<b>FRAUD</b>					
1100	FRAUD	1			
1150	FRAUD - CREDIT CARDS, ATM	1			
		<u>2</u>			
<b>HARASSMENT</b>					
2450	HARASSMENT	2			
<b>HARASSSMEN</b>					
2410	HARASSMENT BY COMMUNICATION	2			
<b>HAZARDOUS</b>					
3850	HAZARDOUS CONDITIONS	1			
<b>LOST ARTIC</b>					
5008	LOST & FOUND - LOST ARTICLES	2			
<b>MEDICAL</b>					
3870	MEDICAL EMERGENCY	8			
7008	PUBLIC SERVICES - MEDICAL ASSISTANCE	10			
		<u>18</u>			
<b>MENTAL</b>					
3400	MENTAL HEALTH	5			
<b>OPEN DOOR</b>					
3880	OPEN DOORS/WINDOWS - DISCOVERED	1			
<b>PROPERTY</b>					
2910	LOST/MISSING PROPERTY	1			



# NORTHWEST EMS

366 HELEN STREET  
MCKEES ROCKS PA 15136  
412-331-2600 DISPATCH  
412-331-3133 FAX



## Crafton Borough Report August 2023

### Total Run Numbers:

- Total Emergency and Non-Emergency 911 Responses: **74**  
Average Response Time (E0-E4): **8 min. 25 sec.**
- Total Emergency 911 Response: **69**  
Average Response Time (E0-E3): **7 min. 44 sec.**
- Total Highest Priority Response: **41**  
Average Response Time (E0-E1): **5 min. 52 sec.**

### Response Times by Category and NFPA Compliance:

- E0 Response: **18**  
Average Response Time: **5 min. 38 sec.**
- E1 Response: **23**  
Average Response Time: **6 min. 07 sec.**
- E0 + E1 Response: **41**  
Average Response Time: **5 min. 52 sec.**
- E2 Response: **7**  
Average Response Time: **9 min. 01 sec.**
- E3 Response: **21**  
Average Response Time: **10 min. 11 sec.**
- E4 Response: **5**  
Average Response Time: **11 min. 10 sec.**

### Mutual Aid Calls:

- Calls Given to Scott Township EMS (Station 740): **0**
- NorthWest EMS Requested for Mutual Aide:
  - Calls Taken for Station 810: **2**
  - Calls Taken for Station 780: **1**
  - Calls Taken for City of Pittsburgh: **1**

### Crafton - EMS Report - August 2023


Date	Priority	Dispatch Time	On Scene Time	Response Time	Address	Unit	Outcome
8/1/2023	E1	04:22:40	04:31:59	00:09:19	222 S GRANDVIEW AVE	1906	Transported
8/1/2023	E0	18:41:17	18:48:23	00:07:06	107 NOBLE AVE	1906	Transported
8/2/2023	E3	04:28:20	04:37:30	00:09:10	97 E STEUBEN ST	1906	Transported
8/3/2023	E1	10:13:56	10:21:11	00:07:15	89 DUNCAN AVE	1906	Transported
8/3/2023	E0	11:00:47	11:05:37	00:04:50	25 E CRAFTON AVE	1905	Transported
8/3/2023	E1	17:06:54	17:12:58	00:06:04	1741 BARR AVE	1906	Refused
8/3/2023	E3	21:29:03	21:44:16	00:15:13	409 CLEARVIEW AVE	1902	Transported
8/4/2023	E0	16:29:04	16:29:40	00:00:36	1 WALSH RD	1906	Transported
8/5/2023	E0	02:13:20	02:18:14	00:04:54	97 E STEUBEN ST	1901	Transported
8/6/2023	E2	08:12:00	08:31:28	00:19:28	1705 CRAFTON BLVD	1906	Transported
8/6/2023	E3	11:34:50	11:38:22	00:03:32	1215 FOSTER AVE	1906	Transported
8/6/2023	E2	12:17:04	12:28:10	00:11:06	20 UNDERHILL ST	1904	Transported
8/6/2023	E0	19:35:33	19:41:00	00:05:27	30 COULTER ST	1905	Dead at Scene
8/6/2023	E0	19:38:12	19:41:00	00:02:48	30 COULTER ST	190L1	Dead at Scene
8/7/2023	E1	02:10:21	02:15:49	00:05:28	206 W STEUBEN ST	1901	Transported
8/7/2023	E0	10:21:00	10:29:41	00:08:41	69 WARREN ST	1905	Transported
8/7/2023	E3	14:57:28	15:17:50	00:20:22	100 STOTZ AVE	1902	Refused
8/7/2023	E2	20:14:32	20:21:06	00:06:34	117 W STEUBEN ST	1906	Transported
8/9/2023	E4	16:25:53	16:33:38	00:07:45	201 EWING RD	1905	Refused
8/10/2023	E1	02:41:33	02:51:36	00:10:03	16 CHARTIERS AVE	1902	Transported
8/10/2023	E3	15:08:58	15:15:56	00:06:58	25 E CRAFTON AVE	1905	Transported
8/11/2023	E2	14:33:14	14:40:10	00:06:56	88 W STEUBEN ST	1903	Transported
8/11/2023	E4	15:24:28	15:27:32	00:03:04	25 E CRAFTON AVE	1912	Refused
8/11/2023	E1	20:23:33	20:31:36	00:08:03	39 FOUNTAIN ST	1903	Transported

8/11/2023	E0	21:03:52	21:10:35	00:06:43	34 E CRAFTON AVE	1905	Transported
8/11/2023	E1	22:09:13	22:16:37	00:07:24	409 CLEARVIEW AVE	1903	Transported
8/12/2023	E3	02:51:39	03:07:32	00:15:53	327 MUELLER AVE	1902	Transported
8/12/2023	E3	18:16:24	18:27:32	00:11:08	104 W STEUBEN ST	1901	Transported
8/14/2023	E1	08:16:14	08:22:37	00:06:23	95 S LINWOOD AVE	1903	Transported
8/16/2023	E1	16:32:51	16:37:13	00:04:22	21 HALDANE ST	1903	Transported
8/16/2023	E1	17:55:20	18:00:42	00:05:22	44 LINCOLN AVE	1906	Transported
8/16/2023	E1	20:19:42	20:26:29	00:06:47	409 CLEARVIEW AVE	1901	Transported
8/17/2023	E3	15:41:48	15:50:16	00:08:28	1215 FOSTER AVE	1904	Transported
8/17/2023	E3	20:53:11	20:58:14	00:05:03	112 W STEUBEN ST	1901	Transported
8/17/2023	E3	21:38:06	21:47:11	00:09:05	29 MARION ST	190L2	Refused
8/18/2023	E0	06:33:51	06:42:34	00:08:43	18 RICHMOND ST	1904	Transported
8/18/2023	E3	22:46:17	23:00:20	00:14:03	18 BELL AVE	1901	Refused
8/19/2023	E1	03:39:12	03:47:10	00:07:58	1771 CRAFTON BLVD	1905	Transported
8/19/2023	E1	13:39:16	13:43:46	00:04:30	420 MAXWELL ST	1905	Transported
8/19/2023	E2	17:16:08	17:23:53	00:07:45	118 UNION AVE	1903	Transported
8/20/2023	E0	20:22:20	20:26:55	00:04:35	1 PARKVIEW ST	1903	Refused
8/21/2023	E0	02:42:14	02:49:03	00:06:49	118 UNION AVE	1903	Transported
8/21/2023	E3	06:31:11	06:40:04	00:08:53	409 CLEARVIEW AVE	1905	Transported
8/21/2023	E1	09:54:52	09:59:48	00:04:56	99 BRADFORD AVE	1905	Transported
8/21/2023	E3	13:10:15	13:15:55	00:05:40	20 THOMAS ST	1903	Refused
8/21/2023	E3	17:41:49	17:49:25	00:07:36	409 CLEARVIEW AVE	1905	Transported
8/22/2023	E0	19:12:03	19:18:10	00:06:07	CRAFTON BLVD/CLEARVIEW EXT	1901	Transported
8/22/2023	E1	23:24:08	23:30:03	00:05:55	22 HARRISON ST	1905	Transported



8/23/2023	E1	01:50:39	01:58:03	00:07:24	82 HALL AVE	1903	Transported
8/23/2023	E3	11:01:10	11:07:48	00:06:38	20 THOMAS ST	1905	Transported
8/23/2023	E3	18:18:44	18:43:28	00:24:44	409 CLEARVIEW AVE	1901	Transported
8/24/2023	E1	09:10:06	09:16:55	00:06:49	92 BRADFORD AVE	1903	Transported
8/24/2023	E1	13:26:51	13:31:14	00:04:23	1 WALSH RD	1903	Refused
8/24/2023	E3	15:53:15	15:59:06	00:05:51	20 WALNUT ST	1903	Transported
8/24/2023	E0	21:23:29	21:29:51	00:06:22	34 HIGHLAND AVE	1903	Transported
8/25/2023	E0	00:49:45	00:54:30	00:04:45	CENTER ST/CROSS ST	1905	Transported
8/25/2023	E3	00:55:27	01:01:47	00:06:20	1215 FOSTER AVE	1902	Transported
8/25/2023	E3	01:22:03	01:37:07	00:15:04	1 PARKVIEW ST	1903	Transported
8/25/2023	E3	09:56:59	10:05:01	00:08:02	1215 FOSTER AVE	1905	Refused
8/26/2023	E0	14:44:43	14:51:32	00:06:49	4 DINSMORE AVE	1905	Transported
8/26/2023	E1	15:54:02	15:59:27	00:05:25	85 N EMILY ST	1912	Transported
8/26/2023	E1	23:56:20	00:02:32	00:06:12	630 BROADHEAD AVE	1903	Transported
8/28/2023	E0	03:41:46	03:46:52	00:05:06	630 BROADHEAD AVE	1903	Transported
8/28/2023	E1	09:02:24	09:07:01	00:04:37	25 E CRAFTON AVE	1903	Transported
8/29/2023	E0	06:41:33	06:47:57	00:06:24	211 CLEARVIEW AVE	1903	Refused
8/29/2023	E1	10:50:28	10:55:14	00:04:46	25 E CRAFTON AVE	1903	Transported
8/29/2023	E2	19:31:20	19:36:13	00:04:53	5 DINSMORE AVE	1903	Refused
8/29/2023	E2	22:07:46	22:14:09	00:06:23	18 LAWSON AVE	1903	Transported
8/30/2023	E4	16:45:43	17:08:10	00:22:27	527 CHESS ST	1905	Transported
8/30/2023	E0	16:47:19	16:51:49	00:04:30	41 DIVISION ST	1905	Transported
8/30/2023	E4	17:15:15	17:19:41	00:04:26	527 CHESS ST	1903	Transported
8/31/2023	E3	13:44:46	13:50:49	00:06:03	75 THOMAS ST	1903	Transported
8/31/2023	E1	17:42:05	17:43:22	00:01:17	25 E CRAFTON AVE	1903	Transported
8/31/2023	E4	18:04:47	18:22:57	00:18:10	1215 FOSTER AVE	1904	Refused

Priority	Total	Avg Response Time	Combined Avg
E0	18	0:05:38	
E1	23	0:06:07	0:05:52
E2	7	0:09:01	0:07:34
E3	21	0:10:11	0:09:36
E4	5	0:11:10	0:10:41



## CRAFTON PUBLIC LIBRARY BOARD REPORT AUGUST 2023

### MAY - JULY FACEBOOK ENAGEMENT

NUMBER OF POSTS	REACH	ACTIONS
77	17,607	1,570

### MAY - JULY IN-PERSON PROGRAMS

DATE	PROGRAM	ATTENDEES
5/1/2023	Yoga	16
5/2/2023	Storytime	6
5/4/2023	Legos	3
5/5/2023	Afterschool Art	7
5/8/2023	Yoga	16
5/9/2023	Storytime	7
5/11/2023	Legos	4
5/12/2023	Afterschool Art	10
5/12/2023	The Dinner	19
5/15/2023	Yoga	20
5/16/2023	Storytime	7
5/19/2023	Afterschool Art	11
5/22/2023	Yoga	20
5/23/2023	Storytime	6
5/25/2023	Legos	6
5/25/2023	Adult Lego Night	5
5/26/2023	Afterschool Art	12
5/30/2023	Storytime	7
5/31/2023	Book Club	3
6/1/2023	Legos	4
6/2/2023	Afterschool Art	11
6/5/2023	Yoga	13
6/6/2023	Storytime	5
6/9/2023	Summer Reading Kickoff	65
6/9/2023	The Dinner	12
6/12/2023	Yoga	15
6/16/2023	Summer Reading Fun Day	25
6/19/2023	Yoga	18
6/20/2023	Storytime	7
6/23/2023	Summer Reading Fun Day	28
6/27/2023	Storytime	9
6/28/2023	Book Club	3
6/29/2023	Adult Lego Night	3
6/30/2023	Summer Reading Fun Day	35
7/6/2023	Legos	3

7/7/2023	Summer Reading Fun Day	32
7/10/2023	Yoga	11
7/11/2023	Storytime	6
7/14/2023	Summer Reading Fun Day	26
7/14/2023	The Dinner	15
7/17/2023	Yoga	12
7/21/2023	Summer Reading Fun Day	30
7/24/2023	Yoga	15
7/25/2023	Storytime	27
7/26/2023	Book Club	3
7/28/2023	Summer Reading Fun Day	24
7/31/2023	Yoga	16
<b>TOTAL</b>		<b>658</b>

<b>MAY eCIRC</b>
1,270

<b>MAY VISITS</b>
3,284

<b>JUN eCIRC</b>
1,218

<b>JUN VISITS</b>
3,868

<b>JUL eCIRC</b>
NYR

<b>JUL VISITS</b>
3,197

**MAY - JULY IN-HOUSE CIRCULATION  
(MATERIALS CROSSING OUR DESK)**

<b>CIRCULATION</b>	<b>PERCENT</b>	<b>QUANTITY</b>
Adult Books	40.6 %	2,706
Adult Media	19.6 %	1,303
YA Books	3.9 %	257
Children & Middle Grade Books	33.0 %	2,199
Children & Middle Grade Media	2.9 %	194
<b>CIRCULATION TOTALS</b>	<b>100 %</b>	<b>6,659</b>

**MAY - JULY COUNTY-WIDE CIRCULATION  
(OUR MATERIALS AROUND THE COUNTY)**

<b>CIRCULATION</b>	<b>PERCENT</b>	<b>QUANTITY</b>
Adult Books	37.3 %	2,327
Adult Media	15.8 %	984
YA Books	4.5 %	278
Children & Middle Grade Books	38.7 %	2,417
Children & Middle Grade Media	3.7 %	232
<b>CIRCULATION TOTALS</b>	<b>100 %</b>	<b>6,238</b>



## CRAFTON PUBLIC LIBRARY BOARD REPORT SEPTEMBER 2023

### AUGUST FACEBOOK ENAGEMENT

NUMBER OF POSTS	REACH	ACTIONS
26	4,899	426

### AUGUST IN-PERSON PROGRAMS

DATE	PROGRAM	ATTENDEES
8/1/2023	Storytime	14
8/4/2023	Summer Reading Fun Day	40
8/7/2023	Yoga	18
8/8/2023	Storytime	10
8/10/2023	Legos	4
8/10/2023	People Connectors	13
8/11/2023	Summer Reading Fun Day	35
8/11/2023	The Dinner	28
8/14/2023	Yoga	19
8/15/2023	Storytime	8
8/17/2023	Legos	4
8/21/2023	Yoga	14
8/22/2023	Storytime	11
8/24/2023	Legos	3
8/28/2023	Yoga	15
8/29/2023	Storytime	9
8/30/2023	Book Club	8
8/31/2023	Legos	4
<b>TOTAL</b>		<b>658</b>

AUG eCIRC
1,310

AUG VISITS
3,895

### AUGUST IN-HOUSE CIRCULATION (MATERIALS CROSSING OUR DESK)

CIRCULATION	PERCENT	QUANTITY
Adult Books	39.5 %	912
Adult Media	24.1 %	556
YA Books	2.5 %	57
Children & Middle Grade Books	32.6 %	752
Children & Middle Grade Media	1.3 %	29
<b>CIRCULATION TOTALS</b>	<b>100 %</b>	<b>2,306</b>

**AUGUST COUNTY-WIDE CIRCULATION  
(OUR MATERIALS AROUND THE COUNTY)**

<b>CIRCULATION</b>	<b>PERCENT</b>	<b>QUANTITY</b>
Adult Books	37.0 %	784
Adult Media	17.1 %	362
YA Books	4.3 %	89
Children & Middle Grade Books	39.6 %	839
Children & Middle Grade Media	2.0 %	43
<b>CIRCULATION TOTALS</b>	<b>100 %</b>	<b>2,117</b>