

**BOROUGH OF CRAFTON
TREASURER'S REPORT
August 31, 2020**

DEMAND DEPOSITS

Balance to General Fund	740,374.70	
Total Receipts	253,364.68	
Subtotal	993,739.38	
Total Disbursements	-491,253.75	
General Fund		502,485.63
Payroll Account		5,574.20
Alcosan		3,511.41
Capital Projects Reserve Fund		74,890.36
Fire Equipment Fund		1,010.97
Road Tax Fund		1,003,641.40
Insurance Escrow		1.00
Med Saver		1,355.58
Crafton Celebrates		17,515.85
Planning Commission		660.06
Total Demand Deposits		1,610,646.46

INVESTMENTS

Pennsylvania Local Government Trust General Fund		1,605,868.57
Pennsylvania Local Government Trust Sewer Account		1,621,287.16
Pennsylvania Local Government Trust Highway Aid		208,754.95
PNC DB Trust Police Pension		5,081,446.83
PNC DB Trust Employee Pension		1,529,484.06
Total Investments		10,046,841.57

TOTAL DEMAND DEPOSITS AND INVESTMENT ACCOUNTS

11,657,488.03



Annette M. Lherbier, Treasurer

FINANCIAL REPORTS

JANUARY 1, 2020

THROUGH

AUGUST 31, 2020

1. GENERAL FUND BUDGET
2. ROAD FUND BUDGET
3. SEWER FUND BUDGET
4. CRAFTON CELEBRATES BUDGET
5. CAPITAL PROJECTS RESERVE

BOROUGH OF CRAFTON
GENERAL FUND FINANCIAL REPORT

January 1, through August 31, 2020

	Jan - Aug 20	Budget	\$ Over Bud...	% of ...
Income				
301 · Real Estate Taxes				
301.10 · Real Estate - Current	1,347,406.65	1,449,035.00	-101,628.35	93.0%
301.20 · Real Estate - Prior Year	7,492.08	3,000.00	4,492.08	249.7%
301.30 · Road Tax (Interfund Trf)	29,121.37	0.00	29,121.37	100.0%
301.35 · Road Tax - P&I (Interfund Trf)	476.47	0.00	476.47	100.0%
301.50 · Real Estate - Delinq/Leined	40,205.78	58,000.00	-17,794.22	69.3%
Total 301 · Real Estate Taxes	1,424,702.35	1,510,035.00	-85,332.65	94.3%
310 · Act 511 Taxes				
310.10 · Real Estate Transfer Tax	69,525.63	75,000.00	-5,474.37	92.7%
310.21 · EIT - Current	376,823.82	620,000.00	-243,176.18	60.8%
310.22 · EIT - Prior	232,213.35	220,000.00	12,213.35	105.6%
310.23 · EIT - Delinquent	5,513.09	15,000.00	-9,486.91	36.8%
310.31 · Mercantile - Current	72,549.95	105,000.00	-32,450.05	69.1%
310.36 · Business Priviledge - Current	45,293.63	65,000.00	-19,706.37	69.7%
310.51 · Local Service Tax - Current	33,506.22	50,000.00	-16,493.78	67.0%
Total 310 · Act 511 Taxes	835,425.69	1,150,000.00	-314,574.31	72.6%
319 · Penalty/Interest				
319.01 · P&I - Real Estate Tax	434.83	3,500.00	-3,065.17	12.4%
319.02 · P&I - Delinq. Real Estate Tax	19,363.27	35,000.00	-15,636.73	55.3%
319.12 · P&I - EIT	1,285.55	1,000.00	285.55	128.6%
319.122 · P&I - Delinq. EIT	682.74	3,000.00	-2,317.26	22.8%
319.13 · P&I - Mercantile	688.79	500.00	188.79	137.8%
319.15 · P&I - Local Service Tax	24.00	0.00	24.00	100.0%
319.18 · P&I - Business Priviledge	872.34	600.00	272.34	145.4%
Total 319 · Penalty/Interest	23,351.52	43,600.00	-20,248.48	53.6%
321 · Business Licenses & Permits				
321.61 · Soliciting Permits	190.00	800.00	-610.00	23.8%
321.75 · Mechanical Devices	0.00	4,200.00	-4,200.00	0.0%
321.80 · Cable Franchise Fees	73,081.49	112,000.00	-38,918.51	65.3%
321.90 · Business Licenses	1,660.00	2,500.00	-840.00	66.4%
Total 321 · Business Licenses & Permits	74,931.49	119,500.00	-44,568.51	62.7%
322 · Non-Business Licenses & Permits				
322.80 · Street Openings	3,813.00	11,000.00	-7,187.00	34.7%
322.81 · Street Pole Permits	0.00	100.00	-100.00	0.0%
322.83 · Truck Parking Permits	60.00	300.00	-240.00	20.0%
Total 322 · Non-Business Licenses & Permits	3,873.00	11,400.00	-7,527.00	34.0%
331 · Fines & Forfeits				
331.10 · Fines - Magistrate/County	20,934.92	33,000.00	-12,065.08	63.4%
331.12 · Code/Ordinance Violations	1,079.60	3,000.00	-1,920.40	36.0%
331.14 · M/Veh Violations/State Police	1,530.42	4,000.00	-2,469.58	38.3%
Total 331 · Fines & Forfeits	23,544.94	40,000.00	-16,455.06	58.9%
341-342 · Interest, Rents & Royalties				
341.01 · Income on Investments	7,140.48	27,000.00	-19,859.52	26.4%
342.00 · Rental Income	17,881.60	26,060.00	-8,178.40	68.6%
Total 341-342 · Interest, Rents & Royalties	25,022.08	53,060.00	-28,037.92	47.2%
354 · State Grant Proceeds				
354.15 · Act 101 Recycling Grant	0.00	6,000.00	-6,000.00	0.0%
354.20 · Miscellaneous Grants	3,124.75	0.00	3,124.75	100.0%
Total 354 · State Grant Proceeds	3,124.75	6,000.00	-2,875.25	52.1%
355 · State Shared Revenues & Entitle				
355.01 · PURTA	0.00	3,200.00	-3,200.00	0.0%
355.04 · Liquor Licenses	0.00	1,000.00	-1,000.00	0.0%
355.05 · Pension State Aid	0.00	140,000.00	-140,000.00	0.0%
355.07 · Foreign Fire Fund	0.00	27,000.00	-27,000.00	0.0%
355.09 · Act 13 Impact Fee	953.47	1,000.00	-46.53	95.3%
Total 355 · State Shared Revenues & Entitle	953.47	172,200.00	-171,246.53	0.6%

BOROUGH OF CRAFTON
GENERAL FUND FINANCIAL REPORT
 January 1, through August 31, 2020

	Jan - Aug 20	Budget	\$ Over Bud...	% of ...
357 · County Shared Revenue & Grants				
357.01 · 1% Sales Tax (RAD)	149,929.05	240,000.00	-90,070.95	62.5%
Total 357 · County Shared Revenue & Grants	149,929.05	240,000.00	-90,070.95	62.5%
358 · Intergov. Contract Services				
358.10 · Police Services-Thornburg	67,507.60	101,261.00	-33,753.40	66.7%
358.11 · Fire Protection Services	5,666.72	8,500.00	-2,833.28	66.7%
Total 358 · Intergov. Contract Services	73,174.32	109,761.00	-36,586.68	66.7%
360-363 · Departmental Earnings				
361.33 · Permits- Zoning Use	2,760.00	4,000.00	-1,240.00	69.0%
361.34 · Hearing Fees-Zoning & Planning	0.00	1,500.00	-1,500.00	0.0%
362.11 · Sale of Accident Reports	870.00	1,600.00	-730.00	54.4%
362.141 · Crossing Guard Reimb.	16,801.85	45,000.00	-28,198.15	37.3%
362.40 · Permits- Build/Elec/Plub/Mech	7,931.55	17,000.00	-9,068.45	46.7%
362.45 · Permits- Occupancy	4,665.00	8,500.00	-3,835.00	54.9%
362.48 · Rental Inspection Fee	5,150.00	7,000.00	-1,850.00	73.6%
362.55 · Other Permits Code Enforce	890.00	1,000.00	-110.00	89.0%
362.70 · Police Application Fees	0.00	1,000.00	-1,000.00	0.0%
362.74 · Reimburse - P/D Overtime Detail	0.00	8,000.00	-8,000.00	0.0%
362.75 · Drug Task Force OT Reimb	1,583.60	3,000.00	-1,416.40	52.8%
363.51 · PennDot Snow Removal	0.00	7,500.00	-7,500.00	0.0%
Total 360-363 · Departmental Earnings	40,652.00	105,100.00	-64,448.00	38.7%
364 · Sanitation - Garbage Collection				
364.30 · Current Garbage Collection Fee	469,865.05	489,555.00	-19,689.95	96.0%
364.32 · Jordan- Refuse Bill Fee	8,330.00	8,500.00	-170.00	98.0%
364.35 · Garbage Collection - Delinq.	63,194.35	65,000.00	-1,805.65	97.2%
364.36 · P&I - Garbage Collection	2,341.10	4,000.00	-1,658.90	58.5%
364.362 · P&I - Delinq. Garbage Coll.	19,279.67	18,000.00	1,279.67	107.1%
Total 364 · Sanitation - Garbage Collection	563,010.17	585,055.00	-22,044.83	96.2%
367 · Recreation Fees				
367.10 · Minature Golf Pay to Play	0.00	300.00	-300.00	0.0%
367.14 · Park Shelter Rental Fee	2,550.00	5,500.00	-2,950.00	46.4%
367.15 · Community Room Rental Fee	2,500.00	4,500.00	-2,000.00	55.6%
367.20 · Pool Passes	0.00	31,000.00	-31,000.00	0.0%
367.21 · Pool General Admission	0.00	50,000.00	-50,000.00	0.0%
367.22 · Swimming Lessons	0.00	4,500.00	-4,500.00	0.0%
367.23 · Pool/Mini Golf Rentals	0.00	5,500.00	-5,500.00	0.0%
367.24 · AquaRobics/Volleyball	0.00	450.00	-450.00	0.0%
367.25 · Chair Rentals-Locks	0.00	1,100.00	-1,100.00	0.0%
367.30 · Sale of Wood Chips/Compost	0.00	100.00	-100.00	0.0%
367.40 · Pool Concessions	0.00	25,000.00	-25,000.00	0.0%
367.50 · Senior Dinner-Fees	0.00	3,000.00	-3,000.00	0.0%
367.52 · Fundraising-Recreation	400.00	7,000.00	-6,600.00	5.7%
Total 367 · Recreation Fees	5,450.00	137,950.00	-132,500.00	4.0%
380 · Misc. Revenues				
380.01 · Refunds on Current Expenditures	5,393.00	0.00	5,393.00	100.0%
380.02 · Other	681.44	0.00	681.44	100.0%
380.03 · Insurance Dividends	55,285.92	48,000.00	7,285.92	115.2%
380.50 · Military Banner Receipts	845.00	1,700.00	-855.00	49.7%
Total 380 · Misc. Revenues	62,205.36	49,700.00	12,505.36	125.2%
388 · Fiduciary Funds				
388.01 · Police Pension Contribution	31,646.43	42,000.00	-10,353.57	75.3%
Total 388 · Fiduciary Funds	31,646.43	42,000.00	-10,353.57	75.3%
391 · Proceeds-Gen. Fixed Asset Dispo				
391.20 · Compensation of Fixed Assets	1,496.89	7,000.00	-5,503.11	21.4%
Total 391 · Proceeds-Gen. Fixed Asset Dispo	1,496.89	7,000.00	-5,503.11	21.4%
392 · Interfund Transfers				
392.30 · Transfer from Capital Projects	29,468.78	7,469.00	21,999.78	394.5%
392.35 · Transfer from Highway Aid	176,959.64	174,000.00	2,959.64	101.7%

BOROUGH OF CRAFTON
GENERAL FUND FINANCIAL REPORT
January 1, through August 31, 2020

	Jan - Aug 20	Budget	\$ Over Bud...	% of ...
392.90 · Transfer - Unreserved Fund Bal.	0.00	145,160.00	-145,160.00	0.0%
Total 392 · Interfund Transfers	206,428.42	326,629.00	-120,200.58	63.2%
Total Income	3,548,921.93	4,708,990.00	-1,160,068.07	75.4%
Gross Profit	3,548,921.93	4,708,990.00	-1,160,068.07	75.4%
Expense				
400 · Borough Council				
400.05 · Salary - Council	5,535.87	8,400.00	-2,864.13	65.9%
400.24 · Council Meeting Expenses	684.38	1,000.00	-315.62	68.4%
400.42 · Subscriptions/Memberships-Boro	7,003.14	8,260.00	-1,256.86	84.8%
400.46 · Meetings, Conferences & Training	3,356.16	6,000.00	-2,643.84	55.9%
Total 400 · Borough Council	16,579.55	23,660.00	-7,080.45	70.1%
401 · Mayor				
401.05 · Salary - Mayor	1,200.00	1,800.00	-600.00	66.7%
401.42 · Subscriptions/Memberships-Mayor	10.00	130.00	-120.00	7.7%
Total 401 · Mayor	1,210.00	1,930.00	-720.00	62.7%
402 · Auditing & Financial Admin				
402.31 · Auditing - Professional Auditor	12,899.81	12,500.00	399.81	103.2%
402.45 · Payroll Contract	4,234.75	6,800.00	-2,565.25	62.3%
Total 402 · Auditing & Financial Admin	17,134.56	19,300.00	-2,165.44	88.8%
403 · Tax Collection				
403.11 · Salary - Property Tax Collector	320.00	480.00	-160.00	66.7%
403.35 · Bonds - Property Tax Collector	544.00	544.00	0.00	100.0%
403.46 · Jordan-Liens-Revivals-SherSales	17,539.00	12,000.00	5,539.00	146.2%
403.461 · Jordan Tax - TCF Fees	17,578.61	18,000.00	-421.39	97.7%
403.462 · Jordan Tax - R/E Tax Collec Fee	0.00	7,500.00	-7,500.00	0.0%
403.463 · Jordan Tax-Prior R/E Tax Fee	4,399.72	16,000.00	-11,600.28	27.5%
403.47 · Jordan Act 511 Fees	3,756.98	8,000.00	-4,243.02	47.0%
403.48 · Jordan-Act 32 SWTax District	11,443.62	15,500.00	-4,056.38	73.8%
403.76 · Rad Tax Payment	3,919.41	2,500.00	1,419.41	156.8%
Total 403 · Tax Collection	59,501.34	80,524.00	-21,022.66	73.9%
404 · Solicitor/Legal Services				
404.31 · Solicitor Expenses	61,843.55	50,000.00	11,843.55	123.7%
404.40 · Legal-Litigation	0.00	1,000.00	-1,000.00	0.0%
Total 404 · Solicitor/Legal Services	61,843.55	51,000.00	10,843.55	121.3%
405 · Administrative Staff				
405.10 · Salary - Manager	89,475.00	78,795.00	10,680.00	113.6%
405.11 · Salary - Treasurer	2,000.00	3,000.00	-1,000.00	66.7%
405.12 · Salary - Full Time Staff	57,130.72	85,696.00	-28,565.28	66.7%
405.14 · Salary - Assistant Manager	2,604.17			
405.15 · Administrative Intern	0.00	3,500.00	-3,500.00	0.0%
405.154 · Health & Accident & STD	723.43	1,000.00	-276.57	72.3%
405.156 · Hospitalization	41,558.35	58,000.00	-16,441.65	71.7%
405.161 · Social Security	10,461.94	13,000.00	-2,538.06	80.5%
405.162 · Unemployment Compensation	1,204.13	1,100.00	104.13	109.5%
405.163 · FSA	27.79	1,500.00	-1,472.21	1.9%
405.164 · HRA	1,109.42	3,000.00	-1,890.58	37.0%
405.33 · Transportation Reimbursement	13.00	250.00	-237.00	5.2%
405.35 · Bonds	951.00	1,000.00	-49.00	95.1%
405.354 · Worker's Compensation	402.64	650.00	-247.36	61.9%
405.42 · Dues, Subscriptions, Membership	119.00	900.00	-781.00	13.2%
405.46 · Meetings, Conferences, Training	1,361.42	2,000.00	-638.58	68.1%
Total 405 · Administrative Staff	209,142.01	253,391.00	-44,248.99	82.5%
406 · General Administration				
406.21 · Office Supplies/Postage	2,031.36	4,000.00	-1,968.64	50.8%
406.26 · Minor Equipment	696.28	1,500.00	-803.72	46.4%
406.32 · Communications	3,289.05	4,500.00	-1,210.95	73.1%
406.34 · Advertising	4,132.30	3,500.00	632.30	118.1%

BOROUGH OF CRAFTON GENERAL FUND FINANCIAL REPORT

January 1, through August 31, 2020

	Jan - Aug 20	Budget	\$ Over Bud...	% of ...
406.356 · Drug & Alcohol Testing	0.00	200.00	-200.00	0.0%
406.37 · Maint. & Repairs Equipment	47.41	2,000.00	-1,952.59	2.4%
406.38 · Equipment Rentals	6,781.89	11,000.00	-4,218.11	61.7%
406.74 · Major Equipment	95.89	3,000.00	-2,904.11	3.2%
Total 406 · General Administration	17,074.18	29,700.00	-12,625.82	57.5%
407-408 · Other Professional Services				
407.25 · Computer HW/SW Maint	0.00	400.00	-400.00	0.0%
407.32 · IT Expenses	3,651.50	12,000.00	-8,348.50	30.4%
407.42 · Subscription Service/SaaS	24,824.95	17,620.00	7,204.95	140.9%
408.31 · Engineering - General Services	57,833.04	45,000.00	12,833.04	128.5%
408.315 · Engineering - Retainer	900.00	1,200.00	-300.00	75.0%
Total 407-408 · Other Professional Services	87,209.49	76,220.00	10,989.49	114.4%
409 · Municipal Properties				
409.21 · Maintenance Supplies	528.35	1,650.00	-1,121.65	32.0%
409.36 · Utilities	14,352.66	23,000.00	-8,647.34	62.4%
409.361 · Utilities - District Magistrate	3,398.15	6,500.00	-3,101.85	52.3%
409.37 · Repairs/Maintenance	9,660.84	20,000.00	-10,339.16	48.3%
409.371 · Repairs/Maint- Dist. Magistrate	1,278.07	2,000.00	-721.93	63.9%
409.45 · Contracts - Custodian/Mats	4,925.86	11,000.00	-6,074.14	44.8%
409.50 · Municipal Prop. Misc.	4,623.09	5,600.00	-976.91	82.6%
409.71 · Cap Improvements - Dist. Magist	0.00	5,000.00	-5,000.00	0.0%
409.76 · Deposit/Refunds-Community Room	1,800.00	1,700.00	100.00	105.9%
Total 409 · Municipal Properties	40,567.02	76,450.00	-35,882.98	53.1%
410 · Police Services				
410.12 · Salaries - Police Officers	495,301.05	753,100.00	-257,798.95	65.8%
410.121 · Salary - Chief	66,930.08	100,395.00	-33,464.92	66.7%
410.13 · Longevity - Police	3,500.00	5,500.00	-2,000.00	63.6%
410.14 · Salary - Police Secretary	23,267.40	36,500.00	-13,232.60	63.7%
410.154 · Health & Accident & STD	2,839.70	4,500.00	-1,660.30	63.1%
410.156 · Hospitalization	87,891.61	135,000.00	-47,108.39	65.1%
410.161 · Social Security	51,729.42	79,000.00	-27,270.58	65.5%
410.162 · Unemployment Compensation	4,887.92	5,500.00	-612.08	88.9%
410.163 · FSA	3,113.90	5,500.00	-2,386.10	56.6%
410.164 · HRA	2,581.30	6,000.00	-3,418.70	43.0%
410.18 · Wages - Crossing Guards	33,203.32	89,100.00	-55,896.68	37.3%
410.181 · Wages - Jail Guards	325.00	1,000.00	-675.00	32.5%
410.19 · O.T. Police (see 380.12 Reimb.)	15,402.89	20,000.00	-4,597.11	77.0%
410.191 · Court /School - Reimb Expenses	1,639.00	3,500.00	-1,861.00	46.8%
410.192 · Court Overtime	28,315.28	50,000.00	-21,684.72	56.6%
410.193 · DANET O.T. (See 380.05 offset)	2,385.31	4,000.00	-1,614.69	59.6%
410.21 · Office Supplies/Postage	1,484.56	2,800.00	-1,315.44	53.0%
410.22 · Ammunition	0.00	1,500.00	-1,500.00	0.0%
410.23 · Uniform Allowance	6,480.03	12,550.00	-6,069.97	51.6%
410.232 · Uniform Allowance - Crossing Gu	0.00	500.00	-500.00	0.0%
410.24 · Fuel Expense	7,873.49	11,000.00	-3,126.51	71.6%
410.25 · Maintenance Equip.-Supplies	2,275.20	2,800.00	-524.80	81.3%
410.26 · Minor Equipment	874.46	5,000.00	-4,125.54	17.5%
410.32 · Communications	7,666.18	10,500.00	-2,833.82	73.0%
410.321 · IT Expense	3,033.50	7,000.00	-3,966.50	43.3%
410.354 · Worker's Compensation	30,717.36	46,100.00	-15,382.64	66.6%
410.355 · Worker's Comp.-School Guards	4,196.48	6,300.00	-2,103.52	66.6%
410.37 · Vehicle Maintenance	3,691.93	6,500.00	-2,808.07	56.8%
410.42 · Dues Police Chief	1,025.00	1,000.00	25.00	102.5%
410.421 · Dues - Police Officers	675.00	1,000.00	-325.00	67.5%
410.45 · Animal Control	2,100.00	4,000.00	-1,900.00	52.5%
410.53 · Civil Service Commission	0.00	300.00	-300.00	0.0%
410.74 · Capital Outlay	0.00	90,000.00	-90,000.00	0.0%
410.75 · Training - Police Officers	1,671.67	7,000.00	-5,328.33	23.9%
410.751 · Training - Police Chief	75.00	1,000.00	-925.00	7.5%
410.76 · Computer Expense	2,692.00	6,000.00	-3,308.00	44.9%
410.77 · Video Recording Devices	0.00	8,000.00	-8,000.00	0.0%
Total 410 · Police Services	899,845.04	1,529,445.00	-629,599.96	58.8%

BOROUGH OF CRAFTON
GENERAL FUND FINANCIAL REPORT
 January 1, through August 31, 2020

	Jan - Aug 20	Budget	\$ Over Bud...	% of ...
411 · Fire Protection				
411.02 · Foreign Fire Relief	0.00	27,000.00	-27,000.00	0.0%
411.22 · Operating Supplies	373.03			
411.23 · Minor Equip. Repair	5,661.17			
411.231 · Minor Equip. Purchase	16,739.98			
411.24 · Fuel, Oil	2,292.08			
411.32 · Communications	2,539.92			
411.354 · Worker's Compensation	8,113.00	17,000.00	-8,887.00	47.7%
411.37 · Vehicle Maintenance	738.61			
411.38 · Hydrant Rental	14,911.92	23,800.00	-8,888.08	62.7%
411.45 · Equip. Inspection & Testing	1,217.50			
411.53 · Annual Contribution	26,666.64	116,500.00	-89,833.36	22.9%
411.90 · Trf to Fire Equip Fund	37,400.00	37,400.00	0.00	100.0%
411.901 · Trf to Minor Equip. SCBA Fund	22,000.00	22,000.00	0.00	100.0%
Total 411 · Fire Protection	138,653.85	243,700.00	-105,046.15	56.9%
413-414 · Code Enforcement & Zoning				
413.14 · Zoning Inspections	2,119.00	9,500.00	-7,381.00	22.3%
413.15 · Wages - Part Time Staff	14,880.14	29,000.00	-14,119.86	51.3%
413.161 · Social Security	1,138.37	2,000.00	-861.63	56.9%
413.162 · Unemployment Compensation	285.00	500.00	-215.00	57.0%
413.21 · Office Supplies	151.20	700.00	-548.80	21.6%
413.24 · Fuel	50.36	500.00	-449.64	10.1%
413.28 · Uniforms	160.75	250.00	-89.25	64.3%
413.32 · Communic/Internet - Ord. Offcr	1,539.69	2,200.00	-660.31	70.0%
413.354 · Worker's Compensation	44.64	70.00	-25.36	63.8%
413.37 · Vehicle Repairs	4,067.21	1,500.00	2,567.21	271.1%
413.45 · Demolition-Blight Props	126.51	40,000.00	-39,873.49	0.3%
413.46 · Training & Education	0.00	1,500.00	-1,500.00	0.0%
413.47 · Bldg Permit DCED	90.00	300.00	-210.00	30.0%
414.12 · Bldg Permit-Inspection Fees	6,622.04	13,500.00	-6,877.96	49.1%
414.14 · ZHB - Court Reporter/Sec'y	0.00	500.00	-500.00	0.0%
414.21 · ZHB Office-Adv-Postage	0.00	200.00	-200.00	0.0%
414.31 · ZHB Legal Services	0.00	1,200.00	-1,200.00	0.0%
414.46 · Recodify Boro Ordinances	1,195.00	4,000.00	-2,805.00	29.9%
Total 413-414 · Code Enforcement & Zoning	32,469.91	107,420.00	-74,950.09	30.2%
427 · Sanitation Contract				
427.10 · Garbage Contract	324,678.40	487,018.00	-162,339.60	66.7%
427.12 · Recycling Contract	51,881.60	77,822.00	-25,940.40	66.7%
Total 427 · Sanitation Contract	376,560.00	564,840.00	-188,280.00	66.7%
430 · Public Works Department				
430.10 · Salary - P/W Supervisor	63,035.63	78,280.00	-15,244.37	80.5%
430.14 · Salaries - Full Time Employees	222,727.84	330,000.00	-107,272.16	67.5%
430.15 · Wages - Reg. Overtime Pay	1,578.48	5,000.00	-3,421.52	31.6%
430.154 · Health & Accident & STD	1,635.30	2,600.00	-964.70	62.9%
430.156 · Hospitalization	64,119.00	100,000.00	-35,881.00	64.1%
430.16 · Wages - P/W Part Time	0.00	2,000.00	-2,000.00	0.0%
430.161 · Social Security	23,715.42	33,200.00	-9,484.58	71.4%
430.162 · Unemployment Compensation	2,402.85	2,700.00	-297.15	89.0%
430.163 · FSA	1,989.50	3,000.00	-1,010.50	66.3%
430.164 · HRA	3,474.92	5,000.00	-1,525.08	69.5%
430.18 · Wages - P/W Seasonal Employment	22,990.00	23,000.00	-10.00	100.0%
430.21 · Public Works - Misc. Supplies	2,452.07	2,500.00	-47.93	98.1%
430.23 · Uniforms	5,368.30	6,000.00	-631.70	89.5%
430.24 · Fuel	7,158.05	12,000.00	-4,841.95	59.7%
430.25 · Repairs - Maintenance	21,976.42	12,000.00	9,976.42	183.1%
430.26 · Small Tools	2,577.18	2,500.00	77.18	103.1%
430.32 · Communications	3,067.48	3,500.00	-432.52	87.6%
430.354 · Worker's Compensation	18,359.60	27,600.00	-9,240.40	66.5%
430.356 · Drug/Alcohol Testing	0.00	500.00	-500.00	0.0%
430.36 · Utilities	4,046.04	7,000.00	-2,953.96	57.8%
430.37 · Vehicle Repairs	14,892.48	14,000.00	892.48	106.4%
430.42 · Licenses, Permits and Training	357.15	800.00	-442.85	44.6%
430.74 · Equipment Purchases	2,004.16	7,000.00	-4,995.84	28.6%

BOROUGH OF CRAFTON
GENERAL FUND FINANCIAL REPORT
 January 1, through August 31, 2020

	Jan - Aug 20	Budget	\$ Over Bud...	% of ...
432.14 · Wages - Snow Removal Overtime	2,788.37	10,000.00	-7,211.63	27.9%
432.22 · Anti-Skid Materials	14,856.65	55,000.00	-40,143.35	27.0%
433.22 · Signs & Posts	4,407.84	3,000.00	1,407.84	146.9%
433.45 · Traffic Signals Maintenance	3,812.50	2,000.00	1,812.50	190.6%
433.451 · Traffic Signals - Elect. Supply	3,988.39	6,500.00	-2,511.61	61.4%
434.45 · Street Lighting - Elect. Supply	57,168.80	85,000.00	-27,831.20	67.3%
435.22 · Material - Curbing Supplies	62.36	500.00	-437.64	12.5%
435.245 · Material - Stairs and Sidewalks	406.50	4,000.00	-3,593.50	10.2%
438.22 · Material- Roads Supplies	8,115.29	10,000.00	-1,884.71	81.2%
438.38 · Rental Equipment	520.49	5,000.00	-4,479.51	10.4%
Total 430 · Public Works Department	586,055.06	861,180.00	-275,124.94	68.1%
452-453 · Recreation				
452.14 · Wages - Pool Personnel	-20.94	73,000.00	-73,020.94	-0.0%
452.15 · Wages - Pool Concess.	0.00	12,000.00	-12,000.00	0.0%
452.161 · Social Security	0.00	7,000.00	-7,000.00	0.0%
452.162 · Unemployment Compensation	0.00	2,300.00	-2,300.00	0.0%
452.20 · Pool Lic., Pmts,Trng, Clrnc	136.00	1,500.00	-1,364.00	9.1%
452.21 · Maintenance Supplies	0.00	2,200.00	-2,200.00	0.0%
452.22 · Pool Filter- Repairs & Supplies	0.00	12,000.00	-12,000.00	0.0%
452.23 · Operating Supplies	2,090.52	4,000.00	-1,909.48	52.3%
452.25 · Pool- Repairs & Maintenance	979.75	3,000.00	-2,020.25	32.7%
452.26 · Pool Minor Equipment	0.00	2,000.00	-2,000.00	0.0%
452.27 · Computer H/W & Internet	567.52	1,000.00	-432.48	56.8%
452.32 · Communications	429.50	500.00	-70.50	85.9%
452.354 · Worker's Compensation	3,671.92	5,500.00	-1,828.08	66.8%
452.36 · Utilities	1,394.95	12,800.00	-11,405.05	10.9%
452.37 · Pool & Building - Rep/Maint	0.00	3,000.00	-3,000.00	0.0%
452.371 · Concession - Rep/Maint/Eq	0.00	2,500.00	-2,500.00	0.0%
452.72 · Capital Improvements	0.00	5,000.00	-5,000.00	0.0%
452.725 · Recreation Fundraising Purchase	0.00	7,000.00	-7,000.00	0.0%
453.21 · Supplies - Concession Stand	29.52	14,000.00	-13,970.48	0.2%
453.23 · Sr. Dinner (offset 367.50)	303.90	8,000.00	-7,696.10	3.8%
453.37 · Maint/Repairs - Mini Golf	0.00	300.00	-300.00	0.0%
453.49 · Rec. Activities - Expenses	309.90	700.00	-390.10	44.3%
Total 452-453 · Recreation	9,892.54	179,300.00	-169,407.46	5.5%
454 · Parks				
454.25 · Maintenance Supplies	1,996.24	1,000.00	996.24	199.6%
454.26 · Minor Equipment	498.88	2,500.00	-2,001.12	20.0%
454.36 · Utilities	2,017.38	5,000.00	-2,982.62	40.3%
454.37 · Maintenance - Repairs Services	8,348.20	24,000.00	-15,651.80	34.8%
454.75 · Park Equip.- Cap.Improvements	15,102.02	5,000.00	10,102.02	302.0%
454.76 · Deposit/Refunds - Park Shelters	1,200.00	1,500.00	-300.00	80.0%
Total 454 · Parks	29,162.72	39,000.00	-9,837.28	74.8%
455 · Shade Trees				
455.22 · Shade Tree Operating Supplies	15.00	500.00	-485.00	3.0%
455.37 · Shade Tree Health Maintenance	45,150.00	60,000.00	-14,850.00	75.3%
455.44 · Shade Tree - Arborist	0.00	1,500.00	-1,500.00	0.0%
455.45 · Tree Plantings	0.00	3,000.00	-3,000.00	0.0%
455.46 · Boro Gardens	251.34	700.00	-448.66	35.9%
Total 455 · Shade Trees	45,416.34	65,700.00	-20,283.66	69.1%
456 · Libraries				
456.54 · Annual Contributions	54,666.72	82,000.00	-27,333.28	66.7%
Total 456 · Libraries	54,666.72	82,000.00	-27,333.28	66.7%
457-459 · Community Activities				
457.295 · Seasonal Decorations	15.37	650.00	-634.63	2.4%
457.50 · Military Banner Expenses	627.57	2,200.00	-1,572.43	28.5%
458.22 · Community Center Supplies	250.00	250.00	0.00	100.0%
459.56 · Borough Tributes	432.72	400.00	32.72	108.2%
459.57 · Misc. Contributions	249.75	200.00	49.75	124.9%
Total 457-459 · Community Activities	1,575.41	3,700.00	-2,124.59	42.6%

BOROUGH OF CRAFTON
GENERAL FUND FINANCIAL REPORT
 January 1, through August 31, 2020

	Jan - Aug 20	Budget	\$ Over Bud...	% of ...
462-463 · Community & Economic Develop				
462.22 · Newsletter-Printing/Postage	4,085.86	14,000.00	-9,914.14	29.2%
462.34 · Advertising & Promotions	1,817.80	2,000.00	-182.20	90.9%
462.72 · Design & Mobility Improvements	575.00	60,000.00	-59,425.00	1.0%
Total 462-463 · Community & Economic Develop	6,478.66	76,000.00	-69,521.34	8.5%
471 · Debt Services - Principal				
471.35 · PNC - Heavy Equipment Lease	8,839.91	12,881.00	-4,041.09	68.6%
471.351 · PNC - Dump Truck Lease	14,848.87	22,422.00	-7,573.13	66.2%
Total 471 · Debt Services - Principal	23,688.78	35,303.00	-11,614.22	67.1%
472 · Debt Services - Interest				
472.35 · PNC - Heavy Equipment Lease	651.69	1,357.00	-705.31	48.0%
472.351 · PNC- Dump Truck Lease	2,136.17	3,055.00	-918.83	69.9%
Total 472 · Debt Services - Interest	2,787.86	4,412.00	-1,624.14	63.2%
483 · Agency And Trust				
483.01 · Police Pension Contrib.	31,646.43	42,000.00	-10,353.57	75.3%
483.10 · Police Pension Fund MMO	0.00	68,500.00	-68,500.00	0.0%
483.30 · Employee Pension Fund MMO	0.00	86,915.00	-86,915.00	0.0%
Total 483 · Agency And Trust	31,646.43	197,415.00	-165,768.57	16.0%
486 · Insurance				
486.01 · Compreh. Liability/Property Ins	84,226.00	84,000.00	226.00	100.3%
486.03 · Drug Screening	113.20	2,000.00	-1,886.80	5.7%
486.81 · Property Loss Claims-Borough	2,167.98	10,000.00	-7,832.02	21.7%
Total 486 · Insurance	86,507.18	96,000.00	-9,492.82	90.1%
491 · Refunds of Prior Year Expenses				
491.02 · RE Tax Refund - Prior	0.00	2,000.00	-2,000.00	0.0%
491.03 · Refunds - LST	34.00	400.00	-366.00	8.5%
491.06 · Refunds - Trash Collection	0.00	300.00	-300.00	0.0%
491.50 · Service Tax Credit - R/E Refund	865.42	1,100.00	-234.58	78.7%
491.51 · Service Tax Credit - EIT Refund	774.00	1,300.00	-526.00	59.5%
Total 491 · Refunds of Prior Year Expenses	1,673.42	5,100.00	-3,426.58	32.8%
492 · Interfund Operating Transfers				
492.04 · Transfer to Celebrates Fund	0.00	6,300.00	-6,300.00	0.0%
Total 492 · Interfund Operating Transfers	0.00	6,300.00	-6,300.00	0.0%
499 · Emergency Declaration Expenses				
499.99 · COVID-19 Expneses	16,510.77			
Total 499 · Emergency Declaration Expenses	16,510.77			
Total Expense	2,853,852.39	4,708,990.00	-1,855,137.61	60.6%
Net Income	695,069.54	0.00	695,069.54	100.0%

Road Tax Fund FINANCIAL REPORT

January 1, through August 31, 2020

	Jan - Aug...	Budget	\$ Over Bu...	% of Bud...
Income				
301.10 Road Tax - Current	441,158.17	490,679.00	-49,520.83	89.9%
301.20 Road Tax - Prior	13,872.12	20,000.00	-6,127.88	69.4%
319.01 Road Tax Pen/Int	2,049.87	5,000.00	-2,950.13	41.0%
380.01 Refund Prior Expenses	0.00	0.00	0.00	0.0%
392.31 TRF- Road Fund Reserve	0.00	465,379.00	-465,379.00	0.0%
Total Income	<u>457,080.16</u>	<u>981,058.00</u>	<u>-523,977.84</u>	<u>46.6%</u>
Gross Profit	457,080.16	981,058.00	-523,977.84	46.6%
Expense				
408.31 Engineering - Roads	23,505.38	90,000.00	-66,494.62	26.1%
408.315 Engineering - GLG	24,900.12			
421.00 Bank Fees	0.00	0.00	0.00	0.0%
433.603 GLG - Grant Expenditure	41,553.07			
437.25 Equipment Repairs	1,699.36	3,000.00	-1,300.64	56.6%
438.22 In-House Paving Material	0.00	17,000.00	-17,000.00	0.0%
438.45 Road - Contract Services	0.00	40,000.00	-40,000.00	0.0%
439.45 Road Paving Program	378.20	403,045.00	-402,666.80	0.1%
439.455 Road Program-Prior Year	176,420.87	300,000.00	-123,579.13	58.8%
491.10 Tax Refunds - Current	0.00	1,000.00	-1,000.00	0.0%
491.20 Tax Refund - Prior	0.00	1,000.00	-1,000.00	0.0%
492.30 Trf. to Capital Projects	0.00	126,013.00	-126,013.00	0.0%
Total Expense	<u>268,457.00</u>	<u>981,058.00</u>	<u>-712,601.00</u>	<u>27.4%</u>
Net Income	<u><u>188,623.16</u></u>	<u><u>0.00</u></u>	<u><u>188,623.16</u></u>	<u><u>100.0%</u></u>

Sewer Fund FINANCIAL REPORT

January 1, through August 31, 2020

	<u>Jan - Aug 20</u>	<u>Budget</u>	<u>\$ Over Bud...</u>	<u>% of Bud...</u>
Income				
319 · Interest/Penalty~Jordan	10,736.46	16,000.00	-5,263.54	67.1%
341 · Interest on Investment-PLGIT	7,346.32	25,000.00	-17,653.68	29.4%
357.04 · GROW Grant Disbursement	0.00	94,053.00	-94,053.00	0.0%
364 · Current Sewer User Fees	1,362,374.49	2,074,000.00	-711,625.51	65.7%
364.01 · Delinquent Sewer User Fees	8,509.73	12,000.00	-3,490.27	70.9%
380 · Other - Alcosan Billing Reimb.	7,339.02	7,500.00	-160.98	97.9%
382 · Misc Income	105.68			
383.10 · Sewer Tap In Fees	4,000.00			
392.08 · Trf from Sewer Fund Reserve	0.00	34,000.00	-34,000.00	0.0%
Total Income	<u>1,400,411.70</u>	<u>2,262,553.00</u>	<u>-862,141.30</u>	<u>61.9%</u>
Gross Profit	1,400,411.70	2,262,553.00	-862,141.30	61.9%
Expense				
408.312 · Engineering - General Projects	18,519.30	50,000.00	-31,480.70	37.0%
408.314 · Engineering - GROW Projects	328,467.41	10,000.00	318,467.41	3,284.7%
408.316 · Engineering - Consent Order	55,826.65	90,000.00	-34,173.35	62.0%
421 · Office Supplies-Postage	1,267.90	1,000.00	267.90	126.8%
425 · Maint/Rep.Materials	21,637.60	4,000.00	17,637.60	540.9%
430 · Billing Fee - PAWC/Jordan	8,467.22	25,000.00	-16,532.78	33.9%
436 · Alcosan - Qtrly Usage Chgs	527,292.13	1,106,000.00	-578,707.87	47.7%
437 · Equipment Repairs	2,963.70	5,000.00	-2,036.30	59.3%
438 · Fuel - Sweeper- Trk#108	2,712.23	5,000.00	-2,287.77	54.2%
442 · Dues - Permits	3,228.00	7,920.00	-4,692.00	40.8%
445 · Vactor charge	4,800.00	4,000.00	800.00	120.0%
446 · Munic. Claim Commission	1,274.00	4,000.00	-2,726.00	31.9%
470.1 · Principal - Pennvest I	36,795.16	55,378.00	-18,582.84	66.4%
470.2 · Principal - Pennvest II	26,698.77	40,100.00	-13,401.23	66.6%
471.1 · Interest - Pennvest I	7,429.56	10,960.00	-3,530.44	67.8%
471.2 · Interest - Pennvest II	5,669.07	8,450.00	-2,780.93	67.1%
471.35 · Principal - PNC - ELGIN Sweeper	33,953.71	51,260.00	-17,306.29	66.2%
472.35 · Interest - PNC - ELGIN Sweeper	5,452.37	7,850.00	-2,397.63	69.5%
473.702 · General Project Construction	43,843.29	205,000.00	-161,156.71	21.4%
473.704 · GROW Project Construction	0.00	95,053.00	-95,053.00	0.0%
473.706 · Consent Order - Contract Work	64,430.22	400,000.00	-335,569.78	16.1%
491 · Refunds	0.00	3,500.00	-3,500.00	0.0%
492.18 · Transfer to Capital Projects	0.00	65,082.00	-65,082.00	0.0%
493.01 · Backflow Prevention Program	0.00	8,000.00	-8,000.00	0.0%
Total Expense	<u>1,200,728.29</u>	<u>2,262,553.00</u>	<u>-1,061,824.71</u>	<u>53.1%</u>
Net Income	<u><u>199,683.41</u></u>	<u><u>0.00</u></u>	<u><u>199,683.41</u></u>	<u><u>100.0%</u></u>

Crafton Celebrates Financial Report

January 1, through August 31, 2020

	<u>Jan - ...</u>	<u>Budget</u>	<u>\$ Over B...</u>	<u>% of...</u>
Income				
367.00 - Celebrates Income	300.00	34,000.00	-33,700.00	0.9%
391.01 Trf from General Fund	0.00	6,300.00	-6,300.00	0.0%
Total Income	<u>300.00</u>	<u>40,300.00</u>	<u>-40,000.00</u>	<u>0.7%</u>
Expense				
457.01 Celebrates Expense				
457.21 Misc. Expenses	289.99	200.00	89.99	*****
457.22 Marketing & Mailers	0.00	2,500.00	-2,500.00	0.0%
457.31 Celebrates Fireworks	0.00	8,000.00	-8,000.00	0.0%
457.35 Event Security	-100.00	1,100.00	-1,200.00	-9.1%
457.38 Attractions & Rentals	0.00	20,000.00	-20,000.00	0.0%
457.39 Entertainment-Stage	0.00	3,500.00	-3,500.00	0.0%
457.41 Booth Expenses	0.00	3,000.00	-3,000.00	0.0%
457.01 Celebrates Expense - Other	-45.70			
Total 457.01 Celebrates Expense	<u>144.29</u>	<u>38,300.00</u>	<u>-38,155.71</u>	<u>0.4%</u>
Total Expense	<u>144.29</u>	<u>38,300.00</u>	<u>-38,155.71</u>	<u>0.4%</u>
Net Income	<u><u>155.71</u></u>	<u><u>2,000.00</u></u>	<u><u>-1,844.29</u></u>	<u><u>7.8%</u></u>


Capital Projects Reserve Fund
CAPITAL PROJECT RESERVE FUND FINANCIAL REPORT
 January 1, through August 31, 2020

	Jan - Aug...	Budget	\$ Over Bud...	% of ...
Income				
355 - State Grants				
355.08-Sewer & Water	0.00	0.00	0.00	0.0%
355.09-Facilities	0.00	0.00	0.00	0.0%
355.10-Public Safety	0.00	0.00	0.00	0.0%
355.13-Blight Remediation	0.00	0.00	0.00	0.0%
355.30-General Infrastructure	0.00	0.00	0.00	0.0%
355.31-Road & Street	59,754.92	704,051.00	-644,296.08	8.5%
355.54-Parks & Recreation	0.00	175,000.00	-175,000.00	0.0%
355.62-Community Development	0.00	0.00	0.00	0.0%
355.90-Other/Misc State Grants	0.00	0.00	0.00	0.0%
Total 355 - State Grants	59,754.92	879,051.00	-819,296.08	6.8%
357 - County & Agency Grants				
357.08-Sewer & Water	12,120.00	507,000.00	-494,880.00	2.4%
357.09-Facilities	0.00	0.00	0.00	0.0%
357.10-Public Safety	0.00	0.00	0.00	0.0%
357.13-Blight Remediation	0.00	0.00	0.00	0.0%
357.30-General Infrastructure	0.00	28,000.00	-28,000.00	0.0%
357.31-Road & Street	0.00	0.00	0.00	0.0%
357.54-Parks & Recreation	0.00	200,000.00	-200,000.00	0.0%
357.62-Community Development	0.00	0.00	0.00	0.0%
357.90-Other/Misc. Grants	0.00	0.00	0.00	0.0%
Total 357 - County & Agency Grants	12,120.00	735,000.00	-722,880.00	1.6%
392 - Interfund Transfers				
392.01-Trf from General Fund	184,000.00	0.00	184,000.00	100.0%
392.08-Trf from Sewer Fund	0.00	65,082.00	-65,082.00	0.0%
392.31-Trf from Road Fund	0.00	126,013.00	-126,013.00	0.0%
Total 392 - Interfund Transfers	184,000.00	191,095.00	-7,095.00	96.3%
393 - Reserve Transfers				
393.01-Trf from Unreserved Fund	0.00	0.00	0.00	0.0%
393.08-Trf from Sewer Reserve	0.00	102,918.00	-102,918.00	0.0%
393.18-Trf from Cap. Proj. Resv	0.00	0.00	0.00	0.0%
393.31-Trf from Road Reserve	0.00	0.00	0.00	0.0%
Total 393 - Reserve Transfers	0.00	102,918.00	-102,918.00	0.0%
399 - Other Revenues & Payments				
399.01-Miscellaneous	0.00	0.00	0.00	0.0%
399.05-Refunds	0.00	0.00	0.00	0.0%
Total 399 - Other Revenues & Payments	0.00	0.00	0.00	0.0%
Total Income	255,874.92	1,908,064.00	-1,652,189.08	13.4%
Expense				
408 - Engineering				
408.08-Sewer & Water	0.00	225,000.00	-225,000.00	0.0%
408.09-Facilities	0.00	0.00	0.00	0.0%
408.10-Public Safety	0.00	0.00	0.00	0.0%
408.13-Blight Remediation	0.00	0.00	0.00	0.0%
408.30-General Infrastructure	0.00	0.00	0.00	0.0%
408.31-Road & Street	0.00	52,000.00	-52,000.00	0.0%
408.54-Parks & Recreation	0.00	38,000.00	-38,000.00	0.0%
408.62-Community Development	0.00	0.00	0.00	0.0%
408.90-Other/Misc. Projects	0.00	0.00	0.00	0.0%
Total 408 - Engineering	0.00	315,000.00	-315,000.00	0.0%
470 - General Project Expenses				
470.08-Sewer & Water	0.00	450,000.00	-450,000.00	0.0%
470.09-Facilities	0.00	0.00	0.00	0.0%
470.10-Public Safety	286,556.00	0.00	286,556.00	100.0%
470.13-Blight Remediation	0.00	0.00	0.00	0.0%
470.30-General Infrastructure	0.00	28,000.00	-28,000.00	0.0%
470.31-Road & Street	0.00	780,064.00	-780,064.00	0.0%
470.54-Parks & Recreation	0.00	335,000.00	-335,000.00	0.0%
470.62-Community Development	0.00	0.00	0.00	0.0%

	<u>Jan - Aug...</u>	<u>Budget</u>	<u>\$ Over Bud...</u>	<u>% of ...</u>
470.90-Other/Misc. Projects	29,468.78	0.00	29,468.78	100.0%
Total 470 - General Project Expenses	316,024.78	1,593,064.00	-1,277,039.22	19.8%
Total Expense	316,024.78	1,908,064.00	-1,592,039.22	16.6%
Net Income	<u>-60,149.86</u>	<u>0.00</u>	<u>-60,149.86</u>	<u>100.0%</u>

JORDAN TAX REPORTS
AUGUST 2020

ACT 511 TAX COLLECTIONS
TRASH COLLECTIONS
PROPERTY TAX COLLECTIONS



Jordan Tax Service, Inc.

102 Rahway Road • McMurray, PA 15317-3349

(412) 835-5243 • Fax (412) 835-5244

(724) 731-2300 • Fax (724) 731-2398

www.jordantax.com

Tax & Record
Services

Municipal
Business
Individual

September 14, 2020

Borough of Crafton
Russell McKibben, Interim Manager
Municipal Building
100 Stotz Avenue
Pittsburgh, PA 15205

RE: Delinquent Earned Income & Net Profits Tax
Collection Summary Report
August, 2020

Detailed below are the Delinquent Earned Income Tax Collections remitted to the Borough for the Month of August, 2020:

PERIOD	TAX	PEN & INT	MUNICIPAL SHARE (50.00%)	
			MONTH	YEAR TO DATE
2011 and Prior	\$ 331.19	\$ -	\$ 331.19	\$ 5,620.26
Add: Commissions	33.12	-	33.12	548.21
Refunds Issued	-	-	-	-
Net Collections	<u>\$ 364.31</u>	<u>\$ -</u>	<u>\$ 364.31</u>	<u>\$ 6,168.47</u>

Amounts Transferred:

Date	Reference	Amount
08/31/20	Ck #2299	\$ 364.31
Total Transfers		<u>\$ 364.31</u>

We have enclosed our invoice for services.

Very truly yours,
JORDAN TAX SERVICE, INC.

WILLIAM R. LINNERT, JR.


WRI jr/hlk

BOROUGH OF CRAFTON
Earned Income Tax Collections
 January through August 2020

	Jan - Aug...	Budget	\$ Over Bu...	% of ...
Income				
310 · Act 511 Taxes	376,823.82	620,000.00	-243,176.18	60.8%
310.21 · EIT - Current	232,213.35	220,000.00	12,213.35	105.6%
310.22 · EIT - Prior	609,037.17	840,000.00	-230,962.83	72.5%
Total 310 · Act 511 Taxes	1,285.55	1,000.00	285.55	128.6%
319 · Penalty/Interest	1,285.55	1,000.00	285.55	128.6%
319.12 · P&I - EIT	610,322.72	841,000.00	-230,677.28	72.6%
Total 319 · Penalty/Interest	610,322.72	841,000.00	-230,677.28	72.6%
Total Income	610,322.72	841,000.00	-230,677.28	72.6%
Gross Profit	610,322.72	841,000.00	-230,677.28	72.6%
Expense				
403 · Tax Collection				
403.48 · Jordan-Act 32 SWTax District	11,443.62	15,500.00	-4,056.38	73.8%
Total 403 · Tax Collection	11,443.62	15,500.00	-4,056.38	73.8%
Total Expense	11,443.62	15,500.00	-4,056.38	73.8%
Net Income	598,879.10	825,500.00	-226,620.90	72.5%

CURRENT YEAR TO DATE DISTRIBUTIONS

	Resident Tax Amount	Non-Resident Tax Amount	Pen/Int Amount	Costs & Credits	Total Collections	Dist Year	Resident Tax Amount	Non-Resident Tax Amount	Pen/Int Amount	TCD Commission	Charges & Credits	Total Distribution
Delq Collections	746.25	0.00	241.50	0.00	987.75	2020	746.25	0.00	241.50	0.00	0.00 YTD	\$987.75
2012 Collections	0.01	0.00	13.00	0.00	13.01	2020	0.01	0.00	13.00	(0.23)	0.00 YTD	\$12.78
2013 Collections	297.62	0.00	41.84	0.00	339.46	2020	297.62	0.00	41.84	(6.09)	0.00 YTD	\$333.37
2014 Collections	(145.57)	0.00	0.00	0.00	(145.57)	2020	(145.57)	0.00	0.00	2.63	0.00 YTD	(\$142.94)
2015 Collections	481.78	0.00	238.46	0.00	720.24	2020	481.78	0.00	238.46	(12.80)	0.00 YTD	\$707.44
2016 Collections	1,775.32	0.00	310.44	0.00	2,085.76	2020	1,775.32	0.00	310.44	(37.23)	0.00 YTD	\$2,048.53
2017 Collections	1,692.67	(264.23)	287.96	0.00	1,716.40	2020	1,692.67	(264.23)	287.96	(30.68)	0.00 YTD	\$1,685.72
2017 Refunds	(538.00)	0.00	0.00	0.00	(538.00)	2020	(538.00)	0.00	0.00	0.00	0.00 YTD	(\$538.00)
2018 Collections	3,675.03	0.00	63.50	0.00	3,738.53	2020	3,675.03	0.00	63.50	(67.19)	0.00 YTD	\$3,671.34
2018 Refunds	(929.50)	0.00	0.00	0.00	(929.50)	2020	(929.50)	0.00	0.00	0.00	0.00 YTD	(\$929.50)
2019 Collections	247,958.69	1,788.80	79.85	0.00	249,827.34	2020	247,958.69	1,788.80	79.85	(4,496.85)	0.00 YTD	\$245,330.49
2019 Refunds	(25,545.50)	0.00	0.00	0.00	(25,545.50)	2020	(25,545.50)	0.00	0.00	0.00	0.00 YTD	(\$25,545.50)
2020 Collections	374,905.71	3,147.09	0.00	0.00	378,052.80	2020	374,905.71	3,147.09	0.00	(6,795.18)	0.00 YTD	\$371,257.62
Current Year To Date	604,374.51	4,671.66	1,276.55	0.00	610,322.72	2020	604,374.51	4,671.66	1,276.55	(11,443.62)	0.00 YTD	\$598,879.10



Jordan Tax Service, Inc.

102 Rahway Road • McMurray, PA 15317-3349

(412) 835-5243 • Fax (412) 835-5244

(724) 731-2300 • Fax (724) 731-2398

www.jordantax.com

Tax & Record
Services

Municipal

Business

Individual

September 14, 2020

Borough of Crafton
Russell McKibben, Interim Manager
Municipal Building
100 Stotz Avenue
Pittsburgh, PA 15205

RE: Business Privilege Tax
Collection Summary Report
August, 2020

Detailed below are the Business Privilege Tax Collections remitted to the Borough for the Collection Period of August 1, 2020 through August 31, 2020:

<u>PERIOD</u>	<u>TAX</u>	<u>LICENSE</u>	<u>PEN & INT</u>	<u>TOTAL COLLECTIONS</u>	<u>YEAR TO DATE</u>
2018 and Prior	\$ -	\$ -	\$ -	\$ -	\$ -
2019	5.33	10.00	2.33	17.66	1,315.64
2020	2,179.35	60.00	239.99	2,479.34	46,510.33
Total Collections	2,184.68	70.00	242.32	2,497.00	47,825.97
Refunds Issued	-	-	-	-	-
	<u>\$ 2,184.68</u>	<u>\$ 70.00</u>	<u>\$ 242.32</u>		
Net Collections				<u>\$ 2,497.00</u>	<u>\$ 47,825.97</u>


Amounts Deposited:

<u>Date</u>	<u>Batch #</u>	<u>Amount</u>
08/13/20	24	\$ 41.94
08/19/20	47/25	142.87
08/24/20	26	2,230.68
08/27/20	27	81.51
Total Deposited		<u>\$ 2,497.00</u>

We have enclosed our invoice for services.

Very truly yours,
JORDAN TAX SERVICE, INC.

WILLIAM R. LINNERT, JR.



Jordan Tax Service, Inc.

102 Rahway Road • McMurray, PA 15317-3349
(412) 835-5243 • Fax (412) 835-5244
(724) 731-2300 • Fax (724) 731-2398
www.jordantax.com

Tax & Record
Services
Municipal
Business
Individual

September 14, 2020

Borough of Crafton
Russell McKibben, Interim Manager
Municipal Building
100 Stotz Avenue
Pittsburgh, PA 15205

RE: Local Services Tax Collections
Collection Summary Report
August, 2020

Detailed below are the Local Services Tax Collections remitted to the Borough for the Collection Period of August 1, 2020 through August 31, 2020:

<u>PERIOD</u>	<u>TAX</u>	<u>PEN & INT</u>	<u>TOTAL COLLECTIONS</u>	<u>YEAR TO DATE</u>
2018 and Prior	\$ -	\$ -	\$ -	\$ 68.00
2019	-	-	-	11,561.11
2020	7,457.26	-	7,457.26	21,901.11
Total Collections	7,457.26	-	7,457.26	33,530.22
Refunds Issued	-	-	-	(34.00)
	<u>\$ 7,457.26</u>	<u>\$ -</u>		
Net Collections			<u>\$ 7,457.26</u>	<u>\$ 33,496.22</u>

Amounts Remitted:


<u>Date</u>	<u>Batch #</u>	<u>Amount</u>
08/13/20	17	\$ 1,824.77
08/17/20	18	4,075.78
08/19/20	19	1,534.49
08/27/20	20	22.22

Total Deposited \$ 7,457.26

We have enclosed our invoice for services.

Very truly yours,
JORDAN TAX SERVICE, INC.

WILLIAM R. LINNERT, JR.



Jordan Tax Service, Inc.

102 Rahway Road • McMurray, PA 15317-3349
(412) 835-5243 • Fax (412) 835-5244
(724) 731-2300 • Fax (724) 731-2398
www.jordantax.com

Tax & Record
Services
Municipal
Business
Individual

September 14, 2020

Borough of Crafton
Russell McKibben, Interim Manager
Municipal Building
100 Stotz Avenue
Pittsburgh, PA 15205

RE: Mercantile Tax
Collection Summary Report
August, 2020

Detailed below are the Mercantile Tax Collections remitted to the Borough for the Collection Period of August 1, 2020 through August 31, 2020:

<u>PERIOD</u>	<u>TAX</u>	<u>PEN & INT</u>	<u>TOTAL COLLECTIONS</u>	<u>YEAR TO DATE</u>
2018 and Prior	\$ -	\$ -	\$ -	\$ -
2019	-	-	-	25,407.06
2020	16,631.51	9.06	16,640.57	47,831.68
	<u>\$ 16,631.51</u>	<u>\$ 9.06</u>		
Total Collections			<u>\$ 16,640.57</u>	<u>\$ 73,238.74</u>

Amounts Deposited:


<u>Date</u>	<u>Batch #</u>	<u>Amount</u>
08/13/20	13	\$ 15,922.19
08/19/20	14	670.72
08/27/20	15	47.66

Total Deposited \$ 16,640.57

We have enclosed our invoice for services.

Very truly yours,
JORDAN TAX SERVICE, INC.

WILLIAM R. LINNERT, JR.



Jordan Tax Service, Inc.

102 Rahway Road • McMurray, PA 15317-3349
 (412) 835-5243 • Fax (412) 835-5244
 (724) 731-2300 • Fax (724) 731-2398
 www.jordantax.com

Tax & Record
 Services
 Municipal
 Business
 Individual

September 14, 2020

Borough of Crafton
 Russell McKibben, Interim Manager
 Municipal Building
 100 Stotz Avenue
 Pittsburgh, PA 15205

RE: Trash Removal
 Collection Summary Report
 August, 2020

Detailed below are the 2020 Trash Removal Collections remitted to the Borough for the Month of August, 2020:

	<u>BILLING FEE</u>	<u>GARBAGE</u>	<u>TOTAL</u> <u>CURRENT PERIOD</u>	<u>YEAR TO DATE</u>
FACE TAX	\$ 15.00	\$ 1,190.00	\$ 1,205.00	\$ 492,667.20
Less: Discount	-	-	-	(18,590.96)
Plus: Penalty	-	93.13	93.13	2,646.55
Total Collections	\$ 15.00	\$ 1,283.13	\$ 1,298.13	\$ 476,722.79


Amounts Deposited:

<u>Date</u>	<u>Batch #</u>	<u>Amount</u>
08/10/20	30	\$ 908.75
08/17/20	31	389.38
Total		1,298.13
Less: Refunds		-
Total Deposits		\$ 1,298.13

	<u>BILLING</u>	<u>GARBAGE</u>	<u>YEAR-TO-DATE</u>
FACE BALANCE 02/01/2020	\$ 9,875.00	\$ 584,325.00	\$ 594,200.00
Add: Additions	-	-	-
Less: Deletions	-	-	-
ADJUSTED FACE BALANCE	9,875.00	584,325.00	594,200.00
Less: Total Collections	(8,385.00)	(484,282.20)	(492,667.20)
Less: Turned Over to Delinquent	-	-	-
FACE BALANCE 08/31/2020	\$ 1,490.00	\$ 100,042.80	\$ 101,532.80

Very truly yours,
 JORDAN TAX SERVICE, INC.

William R. Linnert, Jr.
 WILLIAM R. LINNERT, JR.



Jordan Tax Service, Inc.

102 Rahway Road • McMurray, PA 15317-3349

(412) 835-5243 • Fax (412) 835-5244

(724) 731-2300 • Fax (724) 731-2398

www.jordantax.com

Tax & Record
Services

Municipal
Business
Individual

September 14, 2020

Borough of Crafton
Russell McKibben, Interim Manager
Municipal Building
100 Stotz Avenue
Pittsburgh, PA 15205

RE: Real Estate Taxes
Collection Summary Report
August, 2020

Detailed below are the 2020 Real Estate Tax Collections deposited to the Borough account for the Month of August, 2020:

	CURRENT PERIOD			YEAR TO DATE
	REAL ESTATE	ROAD	TOTAL	
FACE TAX	\$ 30,680.06	\$ 4,006.68	\$ 34,686.74	\$ 1,852,169.70
Less: Discount	(232.52)	(78.72)	(311.24)	(35,458.12)
Plus: Penalty	38.73	0.19	38.92	260.77
Total Collections	<u>\$ 30,486.27</u>	<u>\$ 3,928.15</u>	<u>\$ 34,414.42</u>	<u>\$ 1,816,972.35</u>

Amounts Deposited:

Date	Batch #	Amount
08/10/20	27	\$ 19,556.06
08/17/20	28	177.67
08/17/20	29	659.56
08/21/20	30	9,627.23
08/26/20	31	4,393.30
08/26/20	Bank Adjustment	0.60
Total Deposits		34,414.42
Less: Refunds:		-
Net Collections		<u>\$ 34,414.42</u>

	2019	2019	2020	2020	TOTAL
	REAL ESTATE	ROAD	REAL ESTATE	ROAD	
FACE BALANCE 3/1/2020	\$ 6,733.12	\$ 2,280.14	\$ -	\$ -	\$ 9,013.26
Add: Billing 3/1/2020	-	-	1,538,515.33	520,978.16	2,059,493.49
Add: Additions	-	-	-	-	-
Less: Exonerations	-	-	-	-	-
ADJUSTED FACE BALANCE	<u>6,733.12</u>	<u>2,280.14</u>	<u>1,538,515.33</u>	<u>520,978.16</u>	<u>2,068,506.75</u>
Less: Total Collections	(784.71)	(265.85)	(1,373,856.55)	(477,262.59)	(1,852,169.70)
Less: Turned Over to Delinquent	-	-	-	-	-
FACE BALANCE 08/31/2020	<u>\$ 5,948.41</u>	<u>\$ 2,014.29</u>	<u>\$ 164,658.78</u>	<u>\$ 43,715.57</u>	<u>\$ 216,337.05</u>

Very truly yours,
JORDAN TAX SERVICE, INC.

William R. Linnert, Jr.
WILLIAM R. LINNERT, JR.

JORDAN TAX SERVICE, INC.
102 RAHWAY ROAD
MCMURRAY, PA 15317-3349
(724) 731-2300

September 21, 2020

Borough of Crafton
 Russell McKibben, Interim Manager
 Municipal Building
 100 Stotz Avenue
 Pittsburgh, PA 15205

Gentlemen:

We are forwarding herewith counterfoils for delinquent taxes and municipal claims collected and satisfied since date of our last report. We are also forwarding deposit slips as summarized below and the Prothonotary's receipts for satisfaction costs advanced by our office.

DELINQUENT TAXES:

Receipts: #13906-13916

	Face Tax	Penalty	Interest	Costs	TOTAL
Prior 2019	1,044.53	32.76	82.49	133.20	1,292.98
2019	920.21	79.16	.	6.00	1,005.37
Commission Collected					114.90

MUNICIPAL CLAIMS: "Trash"

Receipts: #2341-2343

	Face Tax	Penalty	Interest	Costs	Comm	TOTAL
	323.98	323.98
Commission Collected						16.21

MUNICIPAL CLAIMS: "Trash"

Receipts: #4352-4353, 4355-4358, 4361, 4363-4364

	Face Tax	Penalty	Interest	Costs	Comm	TOTAL
	2,151.85	147.35	137.03	439.00	-	2,875.23
Commission Collected						165.22

MUNICIPAL CLAIMS: "Sewage"

Receipts: #4354, 4359-4360, 4362

	Face Tax	Penalty	Interest	Costs	Comm	TOTAL
	806.56	19.46	12.97	145.00	-	983.99
Record/Sheriff Sale Costs						66.75
Commission Collected						66.66

Total Collections, Taxes and Claims:

Taxes	\$ 2,413.25	Ck. #1469	\$ 6,911.29
Trash	\$ 3,380.64	Ck. #1470	
Sewage	\$ 1,117.40	Ck. #1471	

Deposits Per Enclosed Receipts:

DATE	AMOUNT	DATE	AMOUNT	DATE	AMOUNT
08/11/20	1,915.79	08/12/20	2,193.13	08/27/20	1,298.22
08/12/20	60.00	08/14/20	666.50		
08/12/20	340.19	08/27/20	437.46		

Total Deposits

6,911.29

*Partial Payments Not Yet Applied - \$1,161.72

JORDAN TAX SERVICE, INC.

(OVER)

 William R. Linnert, Jr.

**BOROUGH OF CRAFTON
POLICE DEPARTMENT**

MARK A. SUMPTER
CHIEF OF POLICE

100 STOTZ AVENUE
CRAFTON, PENNSYLVANIA 15205

JAMES G. BLOOM
MAYOR



September 24, 2020

Crafton Police responded to 171 complaints during the month of August 2020.

The following 3 pages attached show a printout of the calls answered by Crafton Police.

Paid parking tags paid at the window – \$ 15.00

Copies of Police Reports – \$ 60.00

No solicitor permits were issued for the month of August

Ten truck permits were issued for the month of August - \$100.00

Fines collected by the Magistrate and paid to the borough for August - \$ 1,796.95

There were 25 citations issued, 18 citation warnings, 1 parking tags, 0 AccuTrak - total 44

Crafton Borough had 1 narcotic related call for the month of August 2020.

Naloxone (Narcan) was used 0 times by Crafton Police and 1 time by EMS.

Mileage on Police Cars:

Unit # 11-1 - 2,494 miles ending at 14,454

Unit # 11-2 - 2,849 miles ending at 18,802

Unit # 11-3 - 141 miles ending at 66,706

Respectfully submitted,

Handwritten signature of Barbara H. Berkhouse in blue ink.

Barbara H. Berkhouse
Police Secretary

Calls for Service - by Keyword

CRAFTON BOROUGH

Incidents Reported Between 08/01/2020 and 08/31/2020



Code	Description	Primary Count	Secondary UCR Count		
			Code 2	Code 3	Code 4
ABANDON VE					
2810	TWP ORD-ABANDONED VEH (INCLUDING STATE)	1			
ACCIDENT M					
3100	MOTOR VEHICLE ACCIDENTS	1			
6008	ACCIDENT INVOLVING NONINJURY	2			
		<u>3</u>			
ALARM					
3810	SERVICE CALL-ALARMS-UNFOUNDED-EXCPT FIRE	13			
ALL OTHER					
2600	ALL OTHER CRIMES CODE VIOLATIONS	1			
2640	ALL OTHER ORDINANCE VIOLATIONS	1			
		<u>2</u>			
ANIMAL					
5503	ANIMAL COMPLAINTS - CATS	1			
5505	ANIMAL COMPLAINT - DEER	1			
5506	ANIMAL COMPLAINTS - STRAY ANIMALS	2			
5510	ANIMAL COMPLAINTS - OTHER	4			
		<u>8</u>			ANIMAL CONTROL NOTIFIED FOR 1 CALL
ASSIST FIR					
7502	ASSIST OTHER AGENCIES - FIRE DEPT.	3			
ASSIST MOT					
3820	SERVICE CALL-ASSIST MOTORIST/DISABLE VEH	2			
ASSIST POL					
7504	ASSIST OTHER AGENCIES - OTHER POLICE	2			
CHECK WELF					
3801	SERVICE CALL-CHECK WELFARE	19			
CRIM MISCH					
1410	CRIMINAL MISCHIEF TO AUTOMOBILES	2			
DISTURBANC					
3610	DISTURBANCES-NOISE	7			
3620	DISTURBANCES-OTHER (FIGHTS,DISPUTES,ETC)	15			
		<u>22</u>			
DOA					
3320	DOA	1			
DOMESTIC					
3600	DISTURBANCES-DOMESTIC	11			
DRUG					

Calls for Service - by Keyword

CRAFTON BOROUGH

Incidents Reported Between 08/01/2020 and 08/31/2020

Code	Description	Primary Count	Secondary UCR Count		
			Code 2	Code 3	Code 4
DRUG					
1831	NARCOTICS-POSSESSION-MORPHINE,HEROIN,ETC	2			
ELECTRICAL					
4026	NON-CRIMINAL-WIRES AND POLES DOWN	1			
FOUND ARTI					
5004	LOST & FOUND - FOUND ARTICLES	1			
FRAUD					
1100	FRAUD	1			
HARASSMENT					
2450	HARASSMENT	4			
HARASSSMEN					
2410	HARASSMENT BY COMMUNICATION	2			
HAZARDOUS					
3850	HAZARDOUS CONDITIONS	5			
HIT AND RU					
8519	HIT AND RUN ACCIDENT	1			
LOST ANIMA					
5006	LOST & FOUND - LOST ANIMAL	1			
LOST ARTIC					
5008	LOST & FOUND - LOST ARTICLES	1			
MEDICAL					
3870	MEDICAL EMERGENCY	2			
7008	PUBLIC SERVICES - MEDICAL ASSISTANCE	7			
		9			
MENTAL					
3400	MENTAL HEALTH	2			
OPEN BURN					
2820	TWP ORD-OPEN BURNING	2			
OPEN DOOR					
3880	OPEN DOORS/WINDOWS - DISCOVERED	1			
PROPERTY					
2910	LOST/MISSING PROPERTY	1			

September 02, 2020

Calls for Service - by Keyword



CRAFTON BOROUGH

Incidents Reported Between 08/01/2020 and 08/31/2020

Code	Description	Primary Count	Secondary UCR Count		
			Code 2	Code 3	Code 4
PUBL DRUNK					
2300	PUBLIC DRUNKENESS	3			
RECOV PROP					
3000	FOUND/RECOVERED PROPERTY	1			
SUSP PERSN					
4022	NON-CRIMINAL - SUSPICIOUS PERSON	1			
SUSPICIOUS					
3500	SUSPICIOUS PERSONS,AUTOS,CIRCUMSTANCES	16			
SVC CALL					
3800	SERVICE CALL-MISCELLANEOUS	7			
THEFT					
0619	THEFT-\$200 & OVER-ALL OTHER	2			
0623	THEFT-\$50 TO \$200-RETAIL THEFT	1			
0624	THEFT-\$50 TO \$200-FROM AUTO (EXCPT 0625)	2			
0629	THEFT-\$50 TO \$200-ALL OTHER	1			
0633	THEFT-UNDER \$50-RETAIL THEFT	1			
0635	THEFT-UNDER \$50-AUTO PARTS & ACCESSORIES	1			
0639	THEFT-UNDER \$50-ALL OTHER	3			
		<hr/>			
		11			
TRAF CIT					
CITT	TRAFFIC CITATION	0			
TRAFFIC					
3900	TRAFFIC & PARKING PROBLEMS	6			
WARRANT					
8010	WARRANTS - LOCAL - CRIMINAL	2			
WEAPONS					
1531	WEAPONS - POSSESSION - FIREARMS	1			
Total Calls		<hr/>			
		180			
		9			
		<hr/>			
		171			

NORTHWEST EMS

366 HELEN STREET
MCKEES ROCKS PA 15136
412-331-2600 DISPATCH
412-331-3133 FAX



Crafton Borough Report August 2020

Total Run Numbers:

- Total Emergency and Non-Emergency 911 Responses: **45**
Average Response Time (E0-E4): **6 min. 32 sec.**
- Total Emergency 911 Response: **42**
Average Response Time (E0-E3): **6 min. 27 sec.**
- Total Highest Priority Response: **18**
Average Response Time (E0-E1): **5 min. 24 sec.**

Response Times by Category and NFPA Compliance:

- E0 Response: **8**
Average Response Time: **5 min. 12 sec.**
NFPA Compliance: **100%**
- E1 Response: **10**
Average Response Time: **5 min. 33 sec.**
NFPA Compliance: **90.00%**
- E0 + E1 Response: **18**
Average Response Time: **5 min. 24 sec.**
NFPA Compliance: **94.44%**
- E2 Response: **14**
Average Response Time: **4 min. 58 sec.**
- E3 Response: **10**
Average Response Time: **9 min. 40 sec.**
- E4 Response: **3**
Average Response Time: **7 min. 28 sec.**

Standbys:

- Scott Township EMS (Station 740) Standby Request: **0**
Calls Given to Station 740 in Crafton: **1**
- Ingram EMS (Station 760) Standby Request: **0**
Calls Given to Station 760 in Crafton: **0**
- Robinson EMS (Station 810) Standby Request: **0**
Calls Given to Station 810 in Crafton: **0**

- NorthWest EMS Requested for Mutual Aide:
Calls Taken for Station 810: **0**
Calls Taken for Station 760: **28**
Calls Taken for Station 740: **0**
Calls Taken for Station 815: **0**

Submitted by: Brandon Rowland 412-331-2600 Browland@northwestems.net

Date Enroute	Response Code	Dispatch Time	On Scene Time	Response Time	Ref. Address Line 1 and Line 2	Unit	Outcome
8/1/2020	E1	10:47:49	10:53:16	00:05:27	1215 FOSTER AVE	1914	No Patient Found
8/1/2020	E1	19:36:22	19:38:55	00:02:33	40 E CRAFTON AVE	1914	Mercy
8/1/2020	E2	20:59:03	21:10:42	00:11:39	35 OREGON AVE	1915	St. Clair
8/1/2020	E3	21:55:25	22:00:42	00:05:17	25 WALSH RD	1914	Ohio Valley
8/2/2020	E1	12:08:08	12:11:23	00:03:15	50 MCMUNN AVE	1914	Mercy
8/2/2020	E1	15:26:50	15:29:32	00:02:42	22 EMERSON AVE	1914	Refused
8/3/2020	E2	13:51:25	13:55:20	00:03:55	51 WALSH RD	1914	AGH
8/4/2020	E2	17:12:55	17:15:23	00:02:28	60 HAWTHORNE AVE	1914	Standby - Fire
8/5/2020	E2	01:46:19	01:48:35	00:02:16	25 E CRAFTON AVE	1914	Cancelled
8/6/2020	E2	06:58:12	07:02:00	00:03:48	25 E CRAFTON AVE	1914	Refused
8/6/2020	E0	18:05:28	18:08:20	00:02:52	6 MAPLEWOOD AVE	1914	Mercy
8/7/2020	E1	10:51:48	11:00:05	00:08:17	119 W STEUBEN ST	1907	AGH
8/7/2020	E0	13:51:38	13:59:51	00:08:13	45 S GRANDVIEW AVE	1901	Ohio Valley
8/7/2020	E2	15:49:08	15:57:28	00:08:20	25 E CRAFTON AVE	1901	No Patient Found
8/7/2020	E1	17:37:26	17:46:08	00:08:42	27 MCMUNN AVE	1915	Oakland VA
8/8/2020	E0	18:26:25	18:34:28	00:08:03	173 W STEUBEN ST	1901	Mercy
8/9/2020	E0	06:12:24	06:16:07	00:03:43	59 DUNCAN AVE	1901	AGH
8/10/2020	E3	00:14:15	00:46:15	00:32:00	25 E CRAFTON AVE	1901	Ohio Valley
8/10/2020	E4	10:38:55	10:52:11	00:13:16	61 WOODLAWN AVE	1915	Lift Assist, No Patient Transported
8/10/2020	E3	11:33:11	11:47:00	00:13:49	66 N EMILY ST	1909	AGH
8/11/2020	E1	10:18:27	10:25:16	00:06:49	45 OREGON AVE	1901	St. Clair
8/11/2020	E3	11:54:12	11:57:52	00:03:40	25 E CRAFTON AVE	1901	Lift Assist, No Patient Transported
8/11/2020	E3	15:25:32	15:29:12	00:03:40	136 BRADFORD AVE	1901	WPIC
8/13/2020	E2	10:30:21			E STEUBEN ST/NOBLE AVE	1901	Cancelled
8/13/2020	E2	19:47:29	19:57:18	00:09:49	537 WILLARD AVE	1907	AGH
8/13/2020	E2	20:47:32			88 W STEUBEN ST	1903	Cancelled
8/13/2020	E2	22:40:26	22:42:49	00:02:23	34 E CRAFTON AVE	1901	Dead at Scene
8/14/2020	E1	22:19:44	22:21:04	00:01:20	25 FOSTER AVE	1907	AGH
8/16/2020	E3	03:55:21	03:57:08	00:01:47	100 STOTZ AVE	1901	Refused
8/21/2020	E3	11:48:46	11:59:05	00:10:19	29 WALNUT ST	1915	Mercy
8/22/2020	E3	04:16:54	04:23:58	00:07:04	1215 FOSTER AVE	Squad 1951	Refused
8/22/2020	E3	17:56:33	18:05:54	00:09:21	33 ALICE ST	1901	Mercy
8/22/2020	E2	20:25:55			LAWSON AVE/RODGERS AVE	Squad 1951	Standby - Fire

8/22/2020	E2	20:32:43	20:40:54	00:08:11	1215 FOSTER AVE	1901	Ohio Valley
8/23/2020	E0	05:44:56	05:44:56	00:00:00	1215 FOSTER AVE	1901	AGH
8/24/2020	E0	22:11:43	22:19:34	00:07:51	1521 BARR AVE	1901	AGH
8/25/2020	E2	20:34:13	20:39:37	00:05:24	1215 FOSTER AVE	1901	Ohio Valley
8/25/2020	E3	23:26:44			1215 FOSTER AVE	1914	Cancelled
8/26/2020	E0	21:08:09	21:11:45	00:03:36	51 N LINWOOD AVE	1901	AGH
8/27/2020	E4	23:08:46	23:14:25	00:05:39	24 DINSMORE AVE	1901	No Patient Found
8/29/2020	E2	13:21:15	13:24:22	00:03:07	25 E CRAFTON AVE	1901	Presby
8/30/2020	E4	00:42:35	00:46:03	00:03:28	61 WOODLAWN AVE	1915	Patient Refused Care
8/30/2020	E1	17:48:40	17:57:01	00:08:21	174 W STEUBEN ST	1915	Mercy
8/30/2020	E1	18:18:37	18:26:36	00:07:59	1215 FOSTER AVE	1907	Mercy
8/31/2020	E0	19:00:08	19:07:29	00:07:21	25 E CRAFTON AVE	1907	AGH

8	E0	00:05:12	
10	E1	00:05:33	00:05:24
14	E2	00:04:58	00:05:28
10	E3	00:09:40	00:06:27
3	E4	00:07:28	00:06:32


Total Calls 45

E0	00:02:52	E2	
E0	00:08:13	E2	
E0	00:08:03	E2	00:02:23
E0	00:03:43	E2	
E0	00:00:00	E2	00:08:11
E0	00:07:51	E2	00:05:24
E0	00:03:36	E2	00:03:07
E0	00:07:21	E3	00:10:19
E1	00:05:27	E3	00:05:17
E1	00:02:33	E3	00:32:00
E1	00:03:15	E3	00:13:49
E1	00:02:42	E3	00:03:40
E1	00:08:17	E3	00:03:40
E1	00:08:42	E3	00:01:47
E1	00:06:49	E3	00:07:04
E1	00:01:20	E3	00:09:21
E1	00:08:21	E3	
E1	00:07:59	E4	00:13:16
E2	00:11:39	E4	00:05:39
E2	00:09:49	E4	00:03:28
E2	00:03:55		
E2	00:02:28		
E2	00:02:16		
E2	00:03:48		
E2	00:08:20		

Code Enforcement Report August-September 2020

<u>Address</u>	<u>Description</u>	<u>Opened</u>	<u>Status</u>	<u>Code</u>
MAPLEWOOD AVE	Snowmobile trailer. 30 days to move.	8/25/2020	Open	CC 214-92
MAPLEWOOD AVE	Bulk waste. 15 days.	8/25/2020	Closed	IPMC 308.1
E CRAFTON AVE	Weeds. 15 days.	8/25/2020	Closed	IPMC 302.4
CLEARVIEW AVE	WEEDS.	8/25/2020	Closed	IPMC 302.4
NOBLE AVE	weeds. 5 days.	8/25/2020	Closed	IPMC 302.4
E CRAFTON AVE	Junk truck, bulk waste, trash. 10 days.	8/25/2020	Open	IPMC 308.1
NOBLE AVE	Trash flowing and all over. 5 days. Citation issued.	8/26/2020	Open	IPMC 308.1
NOBLE AVE	RV parked in front lot. 10 Days to move. 5 days final.	8/26/2020	Open	CC 214-92
NOBLE AVE	Vacancy registration form sent. 15 days to register.	8/26/2020	Open	CC 167
THOMAS ST	Vacant property not secure and blighted. 10 days to secure and clean-up.	8/31/2020	Open	IPMC 301.3
MCMUNN AVE	truck parked in backyard illegally. 30 days	8/31/2020	Open	CC 225-104 M
MCMUNN AVE	Boat on property. 30 days.	8/31/2020	Open	CC 214-92
MCMUNN AVE	Bulk waste on property. 30 days	8/31/2020	Open	IPMC 308.1
AFTON AVE	Sent notice out late. Weeds and vines across the steps. 5 days.	9/1/2020	Open	IPMC 308.1
N LINWOOD AVE	Inoperative vehicle. 30 days.	9/2/2020	Open	IPMC 302.4
N LINWOOD AVE	Trash on back porch and bulk waste all around property. 10 Days Final.	9/2/2020	Open	IPMC 308.1
THOMAS ST	Property vacant. Registration paperwork sent out.	9/3/2020	Open	CC 167
CRAFTON BLVD	Multiple trash issues. Accumulation, storage, containers. 15 days.	9/10/2020	Open	IPMC 308.1
CHESS ST	Vacant Property Registration. 15 days.	9/10/2020	Open	CC 167
CHESS ST	vacant property. blight issues. stagnant water, broken doors/screens. bulk waste. 15 days.	9/10/2020	Open	IPMC 301.3
CLEARVIEW AVE	Vacant Property registration.	9/21/2020	Open	CC 167
UNION AVE	Vacant registration form.	9/21/2020	Open	CC 167

Number of Violations



Building Inspection Report

August 2020

August Reports Received

(Attached)

Building Inspection Underwriters	✓
Allegheny County R/E Transfer	✓

Certificates & Permits Issued

August 2020

Rental Inspection Certificates Issued	12
Zoning Use/Occupancy Certificates Issued	9
Building/Zoning Permits Issued	6



CRAFTON PUBLIC LIBRARY COUNCIL REPORT SEPTEMBER 2020

VIRTUAL ENGAGEMENT

MONTH	POSTS	REACH	CLICKS/ACTIONS	VIDEO VIEWS
MARCH	16	4,990	562	57
APRIL	27	10,631	1,588	2,151
MAY	18	6,233	692	1,379
JUNE	33	9,963	1,009	2,221
JULY	33	6,394	551	1,461
AUGUST	18	5,679	476	1,100
VIRTUAL TOTALS	145	43,890	4,878	8,369

CURBSIDE PICKUPS

MONTH	PICKUPS
JUNE	41
JULY	153
AUGUST	223
SEPTEMBER	43
CURBSIDE TOTALS	460

SUMMER READING

PROGRAM	PARTICIPANTS	BOOKS READ
CHILDREN	25	404
TEENS/ADULTS	41	289
TOTALS	66	693