

Jordan Tax Service, Inc.

102 Rahway Road • McMurray, PA 15317-3349

(412) 835-5243 • Fax (412) 835-5244

(724) 731-2300 • Fax (724) 731-2398

www.jordantax.com

Tax & Record
Services

Municipal

Business

Individual

May 9, 2023

Borough of Crafton
James T. Price, Manager
Municipal Building
100 Stotz Avenue
Pittsburgh, PA 15205

Re: Local Services Tax Collections
Collection Summary Report
April, 2023

Detailed below are the Local Services Tax Collections remitted to the Borough for the Collection Period of April 1, 2023 through April 30, 2023:

<u>PERIOD</u>	<u>TAX</u>	<u>PEN & INT</u>	<u>TOTAL COLLECTIONS</u>	<u>YEAR TO DATE</u>
2021 and Prior	\$ -	\$ -	\$ -	\$ -
2022	-	-	-	14,361.94
2023	104.00	-	104.00	104.00
Total Collections	104.00	-	104.00	14,465.94
Refunds Issued	-	-	-	-
	<u>\$ 104.00</u>	<u>\$ -</u>	<u>\$ 104.00</u>	<u>\$ 14,465.94</u>
Net Collections			<u>\$ 104.00</u>	<u>\$ 14,465.94</u>

Amounts Remitted:

<u>Date</u>	<u>Batch #</u>	<u>Amount</u>
04/27/23	01	\$ 104.00
		-

Total Deposited \$ 104.00

We have enclosed our invoice for services.

Very truly yours,
JORDAN TAX SERVICE, INC.

WILLIAM R. LINNERT, JR.

12:49 PM
05/16/23
Cash Basis

Crafton Borough
Local Service Tax Collection Report
April 2023

	<u>Apr 23</u>	<u>Budget</u>	<u>\$ Over B...</u>	<u>% of Bud...</u>
Income				
3050 · Act 511 Taxes				
3083 · Local Service Tax - Current	104.00	0.00	104.00	100.0%
3086 · Local Svc Tax P&I	<u>0.00</u>	<u>0.00</u>	<u>0.00</u>	<u>0.0%</u>
Total 3050 · Act 511 Taxes	<u>104.00</u>	<u>0.00</u>	<u>104.00</u>	<u>100.0%</u>
Total Income	<u>104.00</u>	<u>0.00</u>	<u>104.00</u>	<u>100.0%</u>
Gross Profit	104.00	0.00	104.00	100.0%
Expense	<u>0.00</u>			
Net Income	<u><u>104.00</u></u>	<u><u>0.00</u></u>	<u><u>104.00</u></u>	<u><u>100.0%</u></u>

12:49 PM
05/16/23
Cash Basis

Crafton Borough
Local Service Tax Collection Report
January through April 2023

	<u>Jan - Apr...</u>	<u>Budget</u>	<u>\$ Over B...</u>	<u>% of Bud...</u>
Income				
3050 · Act 511 Taxes				
3083 · Local Service Tax - Current	14,465.94	45,000.00	-30,534.06	32.1%
3086 · Local Svc Tax P&I	0.00	100.00	-100.00	0.0%
Total 3050 · Act 511 Taxes	<u>14,465.94</u>	<u>45,100.00</u>	<u>-30,634.06</u>	<u>32.1%</u>
Total Income	<u>14,465.94</u>	<u>45,100.00</u>	<u>-30,634.06</u>	<u>32.1%</u>
Gross Profit	14,465.94	45,100.00	-30,634.06	32.1%
Expense	0.00			
Net Income	<u>14,465.94</u>	<u>45,100.00</u>	<u>-30,634.06</u>	<u>32.1%</u>

1:45 PM

04/28/23

Cash Basis

Crafton Borough
Year to Date Earned Income Tax
January through April 2023


	<u>Jan - Apr...</u>	<u>Budget</u>	<u>\$ Over Bu...</u>	<u>% of B...</u>
Income				
3050 · Act 511 Taxes				
3053 · EIT - Current	31,762.01	645,000.00	-613,237.99	4.9%
3056 · EIT - Prior	235,966.47	285,000.00	-49,033.53	82.8%
3062 · EIT - Penalty & Interest	572.49	500.00	72.49	114.5%
Total 3050 · Act 511 Taxes	<u>268,300.97</u>	<u>930,500.00</u>	<u>-662,199.03</u>	<u>28.8%</u>
Total Income	<u>268,300.97</u>	<u>930,500.00</u>	<u>-662,199.03</u>	<u>28.8%</u>
Gross Profit	<u>268,300.97</u>	<u>930,500.00</u>	<u>-662,199.03</u>	<u>28.8%</u>
Expense				
Tax Collection & Billing Fees				
4325 · Jordan - Act 32 SW Tax District	4,948.40	15,000.00	-10,051.60	33.0%
Total Tax Collection & Billing Fees	<u>4,948.40</u>	<u>15,000.00</u>	<u>-10,051.60</u>	<u>33.0%</u>
Total Expense	<u>4,948.40</u>	<u>15,000.00</u>	<u>-10,051.60</u>	<u>33.0%</u>
Net Income	<u><u>263,352.57</u></u>	<u><u>915,500.00</u></u>	<u><u>-652,147.43</u></u>	<u><u>28.8%</u></u>

CURRENT YEAR TO DATE DISTRIBUTIONS

	Resident Tax Amount	Non- Pen/Int Resident Amount	Costs & Credits	Total Collections	Dist Year	Resident Tax Amount	Non- Pen/Int Resident Amount	TCD Commission	Charges & Credits	Total Distribution
DELQ-15 Collections	23.09	0.00	0.00	35.09	2023	23.09	0.00	0.00	0.00	\$35.09
DELQ-16 Collections	159.59	0.00	0.00	239.59	2023	159.59	0.00	0.00	0.00	\$239.59
DELQ-17 Collections	144.00	0.00	0.00	173.00	2023	144.00	0.00	0.00	0.00	\$173.00
DELQ-19 Collections	5.80	0.00	0.00	11.80	2023	5.80	0.00	0.00	0.00	\$11.80
DELQ-20 Collections	645.46	0.00	0.00	781.96	2023	645.46	0.00	0.00	0.00	\$781.96
DELQ-21 Collections	1,434.99	0.00	0.00	1,576.59	2023	1,434.99	0.00	0.00	0.00	\$1,576.59
DELQ-22 Collections	0.00	0.00	0.00	5.92	2023	0.00	0.00	0.00	0.00	\$5.92
2013 Collections	203.00	0.00	0.00	203.00	2023	203.00	0.00	(3.65)	0.00	\$199.35
2014 Collections	151.00	0.00	0.00	151.00	2023	151.00	0.00	(2.72)	0.00	\$148.28
2015 Collections	409.74	0.00	0.00	409.74	2023	409.74	0.00	(7.37)	0.00	\$402.37
2016 Collections	99.32	0.00	0.00	99.32	2023	99.32	0.00	(1.79)	0.00	\$97.53
2017 Collections	68.08	0.00	0.00	68.08	2023	68.08	0.00	(1.22)	0.00	\$66.86
2019 Refunds	(1.00)	0.00	0.00	(1.00)	2023	(1.00)	0.00	0.00	0.00	(\$1.00)
2020 Collections	(2.11)	0.00	0.00	(2.11)	2023	(2.11)	0.00	0.04	0.00	(\$2.07)
2021 Collections	4,398.39	0.00	0.00	4,472.89	2023	4,398.39	0.00	(93.29)	0.00	\$4,379.60
2021 Refunds	(976.50)	0.00	0.00	(976.50)	2023	(976.50)	0.00	0.00	0.00	(\$976.50)
2022 Collections	242,469.72	969.40	0.00	243,442.09	2023	242,469.72	969.40	(4,299.93)	0.00	\$239,142.16
2022 Refunds	(14,151.50)	0.00	0.00	(14,151.50)	2023	(14,151.50)	0.00	0.00	0.00	(\$14,151.50)
2023 Collections	31,762.01	0.00	0.00	31,762.01	2023	31,762.01	0.00	(538.47)	0.00	\$31,223.54
Current Year To Date	266,843.08	969.40	0.00	268,300.97	2023	266,843.08	969.40	(4,948.40)	0.00	\$263,352.57

TOTAL DISTRIBUTIONS BY TAX YEAR SINCE INCEPTION

	Resident Tax Amount	Non- Pen/Int Resident Amount	Costs & Credits	Total Collections	Dist Year	Resident Tax Amount	Non- Pen/Int Resident Amount	TCD Commission	Charges & Credits	Total Distribution
Delq Collections	1,579.85	0.00	0.00	1,821.35	ALL	1,579.85	0.00	0.00	0.00	\$1,821.35
DELQ-12 Collections	294.23	0.00	0.00	342.23	ALL	294.23	0.00	0.00	0.00	\$342.23
DELQ-13 Collections	540.83	0.00	0.00	654.83	ALL	540.83	0.00	0.00	0.00	\$654.83



Jordan Tax Service, Inc.

102 Rahway Road • McMurray, PA 15317-3349

(412) 835-5243 • Fax (412) 835-5244

(724) 731-2300 • Fax (724) 731-2398

www.jordantax.com

Tax & Record
Services

Municipal

Business

Individual

May 9, 2023

Borough of Crafton
James T. Price, Manager
Municipal Building
100 Stotz Avenue
Pittsburgh, PA 15205

RE: Business Privilege Tax
Collection Summary Report
April, 2023

Detailed below are the Business Privilege Tax Collections remitted to the Borough for the Collection Period of April 1, 2023 through April 30, 2023:

<u>PERIOD</u>	<u>TAX</u>	<u>LICENSE</u>	<u>PEN & INT</u>	<u>TOTAL COLLECTIONS</u>	<u>YEAR TO DATE</u>
2021 and Prior	\$ -	\$ -	\$ -	\$ -	\$ -
2022	3,342.12	10.00	735.38	4,087.50	4,274.96
2023	2,783.17	240.00	-	3,023.17	4,333.94
Total Collections	<u>6,125.29</u>	<u>250.00</u>	<u>735.38</u>	<u>7,110.67</u>	<u>8,608.90</u>
Refunds Issued	-	-	-	-	-
	<u>\$ 6,125.29</u>	<u>\$ 250.00</u>	<u>\$ 735.38</u>		
Net Collections				<u>\$ 7,110.67</u>	<u>\$ 8,608.90</u>

Amounts Remitted:

<u>Date</u>	<u>Batch #</u>	<u>Amount</u>
04/27/23	32/05-07	\$ 7,110.67
		-
Total Deposited		<u>\$ 7,110.67</u>

We have enclosed our invoice for services.

Very truly yours,
JORDAN TAX SERVICE, INC.

WILLIAM R. LINNERT, JR.

Crafton Borough
Business Priviledge Collection Report
 April 2023

	<u>Apr 23</u>	<u>Budget</u>	<u>\$ Over ...</u>	<u>% of Bu...</u>
Income				
3050 · Act 511 Taxes				
3077 · Business Priviledge - Current	6,125.29	0.00	6,125.29	100.0%
3080 · Business Priviledge P&I	<u>735.38</u>	<u>0.00</u>	<u>735.38</u>	<u>100.0%</u>
Total 3050 · Act 511 Taxes	6,860.67	0.00	6,860.67	100.0%
3100 · Business Licenses & Permits				
3115 · Business Licenses	<u>250.00</u>	<u>0.00</u>	<u>250.00</u>	<u>100.0%</u>
Total 3100 · Business Licenses & Permits	250.00	0.00	250.00	100.0%
Total Income	<u>7,110.67</u>	<u>0.00</u>	<u>7,110.67</u>	<u>100.0%</u>
Gross Profit	7,110.67	0.00	7,110.67	100.0%
Expense	<u>0.00</u>			
Net Income	<u><u>7,110.67</u></u>	<u><u>0.00</u></u>	<u><u>7,110.67</u></u>	<u><u>100.0%</u></u>


12:49 PM

05/16/23

Cash Basis

Crafton Borough
Business Priviledge Collection Report
January through April 2023

	<u>Jan - A...</u>	<u>Budget</u>	<u>\$ Over B...</u>	<u>% of Bu...</u>
Income				
3050 · Act 511 Taxes				
3077 · Business Priviledge - Current	7,367.70	60,000.00	-52,632.30	12.3%
3080 · Business Priviledge P&I	751.20	100.00	651.20	751.2%
Total 3050 · Act 511 Taxes	<u>8,118.90</u>	<u>60,100.00</u>	<u>-51,981.10</u>	<u>13.5%</u>
3100 · Business Licenses & Permits				
3115 · Business Licenses	490.00	2,000.00	-1,510.00	24.5%
Total 3100 · Business Licenses & Permits	<u>490.00</u>	<u>2,000.00</u>	<u>-1,510.00</u>	<u>24.5%</u>
Total Income	<u>8,608.90</u>	<u>62,100.00</u>	<u>-53,491.10</u>	<u>13.9%</u>
Gross Profit	8,608.90	62,100.00	-53,491.10	13.9%
Expense	0.00			
Net Income	<u><u>8,608.90</u></u>	<u><u>62,100.00</u></u>	<u><u>-53,491.10</u></u>	<u><u>13.9%</u></u>



Jordan Tax Service, Inc.

102 Rahway Road • McMurray, PA 15317-3349

(412) 835-5243 • Fax (412) 835-5244

(724) 731-2300 • Fax (724) 731-2398

www.jordantax.com

Tax & Record
Services

Municipal

Business

Individual

May 9, 2023

Borough of Crafton
James T. Price, Manager
Municipal Building
100 Stotz Avenue
Pittsburgh, PA 15205

RE: Mercantile Tax
Collection Summary Report
April, 2023

Detailed below are the Mercantile Tax Collections remitted to the Borough for the Collection Period of April 1, 2023 through April 30, 2023:

<u>PERIOD</u>	<u>TAX</u>	<u>PEN & INT</u>	<u>TOTAL COLLECTIONS</u>	<u>YEAR TO DATE</u>
2021 and Prior	\$ -	\$ -	\$ -	\$ 1,039.53
2022	-	-	-	32,435.01
2023	13.65	-	13.65	1,333.49
	<u>\$ 13.65</u>	<u>\$ -</u>	<u>\$ 13.65</u>	<u>\$ 34,808.03</u>
Total Collections			<u>\$ 13.65</u>	<u>\$ 34,808.03</u>

Amounts Deposited:

<u>Date</u>	<u>Batch #</u>	<u>Amount</u>
04/27/23	02	\$ 13.65
		-

Total Deposited

\$ 13.65

We have enclosed our invoice for services.

Very truly yours,
JORDAN TAX SERVICE, INC.

WILLIAM R. LINNERT, JR.


12:48 PM
05/16/23
Cash Basis

Crafton Borough
Mercantile Tax Collection Report
April 2023

	<u>Apr 23</u>	<u>Budget</u>	<u>\$ Over...</u>	<u>% of B...</u>
Income				
3050 · Act 511 Taxes				
3068 · Mercantile - Current	13.65	0.00	13.65	100.0%
3074 · Mercantile - Penalty & Int.	0.00	0.00	0.00	0.0%
Total 3050 · Act 511 Taxes	<u>13.65</u>	<u>0.00</u>	<u>13.65</u>	<u>100.0%</u>
Total Income	<u>13.65</u>	<u>0.00</u>	<u>13.65</u>	<u>100.0%</u>
Gross Profit	13.65	0.00	13.65	100.0%
Expense	<u>0.00</u>			
Net Income	<u><u>13.65</u></u>	<u><u>0.00</u></u>	<u><u>13.65</u></u>	<u><u>100.0%</u></u>

Crafton Borough
Mercantile Tax Collection Report
January through April 2023

	<u>Jan - Ap...</u>	<u>Budget</u>	<u>\$ Over B...</u>	<u>% of ...</u>
Income				
3050 · Act 511 Taxes				
3068 · Mercantile - Current	34,593.95	90,000.00	-55,406.05	38.4%
3074 · Mercantile - Penalty & Int.	214.08	100.00	114.08	214.1%
Total 3050 · Act 511 Taxes	<u>34,808.03</u>	<u>90,100.00</u>	<u>-55,291.97</u>	<u>38.6%</u>
Total Income	<u>34,808.03</u>	<u>90,100.00</u>	<u>-55,291.97</u>	<u>38.6%</u>
Gross Profit	34,808.03	90,100.00	-55,291.97	38.6%
Expense	0.00			
Net Income	<u><u>34,808.03</u></u>	<u><u>90,100.00</u></u>	<u><u>-55,291.97</u></u>	<u><u>38.6%</u></u>



Jordan Tax Service, Inc.

102 Rahway Road • McMurray, PA 15317-3349
 (412) 835-5243 • Fax (412) 835-5244
 (724) 731-2300 • Fax (724) 731-2398
 www.jordantax.com

Tax & Record
 Services
 Municipal
 Business
 Individual

May 9, 2023

Borough of Crafton
 James T. Price, Manager
 Municipal Building
 100 Stotz Avenue
 Pittsburgh, PA 15205

RE: Trash Removal
 Collection Summary Report
 April, 2023

Detailed below are the 2023 Trash Removal Collections remitted to the Borough for the Month of April, 2023:

	<u>BILLING FEE</u>	<u>GARBAGE</u>	<u>TOTAL CURRENT PERIOD</u>	<u>YEAR TO DATE</u>
FACE TAX	\$ 450.00	\$ 24,736.42	\$ 25,186.42	\$ 505,322.39
Less: Discount	-	-	-	(19,278.75)
Plus: Penalty	-	473.57	473.57	473.57
Total Collections	\$ 450.00	\$ 25,209.99	\$ 25,659.99	\$ 486,517.21

Amounts Deposited:

<u>Date</u>	<u>Amount</u>
04/14/23	\$ 18,877.50
04/28/23	6,782.49
Total	25,659.99
Less: Refunds	-
Total Deposits	\$ 25,659.99

	<u>BILLING</u>	<u>GARBAGE</u>	<u>YEAR-TO-DATE</u>
FACE BALANCE 02/01/2023	\$ -	\$ (4,046.98)	\$ (4,046.98)
Add: Billing 02/02/2023	9,860.00	687,410.00	697,270.00
Add: Additions	-	-	-
Less: Deletions	-	(28.25)	(28.25)
ADJUSTED FACE BALANCE	9,860.00	683,334.77	693,194.77
Less: Total Collections	(7,625.00)	(497,697.39)	(505,322.39)
Less: Turned Over to Delinquent	-	-	-
FACE BALANCE 04/30/2023	\$ 2,235.00	\$ 185,637.38	\$ 187,872.38

Very truly yours,
 JORDAN TAX SERVICE, INC.

William R. Linnert, Jr.
 WILLIAM R. LINNERT, JR.

12:46 PM
05/16/23
Cash Basis


Crafton Borough Trash Collection Report April 2023

	<u>Apr 23</u>	<u>Budget</u>	<u>\$ Over ...</u>	<u>% of ...</u>
Income				
3370 · Sanitation Fees				
3371 · Garbage Collection - Current	24,736.42	0.00	24,736.42	100.0%
3375 · Jordan - Refuse Bill Fee	450.00	0.00	450.00	100.0%
3385 · Garbage Collection - P&I	473.57	0.00	473.57	100.0%
Total 3370 · Sanitation Fees	<u>25,659.99</u>	<u>0.00</u>	<u>25,659.99</u>	<u>100.0%</u>
Total Income	<u>25,659.99</u>	<u>0.00</u>	<u>25,659.99</u>	<u>100.0%</u>
Gross Profit	25,659.99	0.00	25,659.99	100.0%
Expense	<u>0.00</u>			
Net Income	<u><u>25,659.99</u></u>	<u><u>0.00</u></u>	<u><u>25,659.99</u></u>	<u><u>100.0%</u></u>

12:47 PM
05/16/23
Cash Basis

Crafton Borough
Trash Collection Report
January through April 2023

	<u>Jan - Apr ...</u>	<u>Budget</u>	<u>\$ Over Bu...</u>	<u>% of Bud...</u>
Income				
3370 · Sanitation Fees				
3371 · Garbage Collection - Current	502,427.04	620,000.00	-117,572.96	81.0%
3375 · Jordan - Refuse Bill Fee	7,969.50	8,500.00	-530.50	93.8%
3385 · Garbage Collection - P&I	2,466.42	3,000.00	-533.58	82.2%
Total 3370 · Sanitation Fees	<u>512,862.96</u>	<u>631,500.00</u>	<u>-118,637.04</u>	<u>81.2%</u>
Total Income	<u>512,862.96</u>	<u>631,500.00</u>	<u>-118,637.04</u>	<u>81.2%</u>
Gross Profit	<u>512,862.96</u>	<u>631,500.00</u>	<u>-118,637.04</u>	<u>81.2%</u>
Expense	<u>0.00</u>			
Net Income	<u><u>512,862.96</u></u>	<u><u>631,500.00</u></u>	<u><u>-118,637.04</u></u>	<u><u>81.2%</u></u>



Jordan Tax Service, Inc.

102 Rahway Road • McMurray, PA 15317-3349
 (412) 835-5243 • Fax (412) 835-5244
 (724) 731-2300 • Fax (724) 731-2398
 www.jordantax.com

**Tax & Record
 Services**
 Municipal
 Business
 Individual

May 9, 2023

Borough of Crafton
 James T. Price, Manager
 Municipal Building
 100 Stotz Avenue
 Pittsburgh, PA 15205

Re: Real Estate Taxes
 Collection Summary Report
 April, 2023

Detailed below are the 2023 Real Estate Tax Collections deposited to the Borough account for the Month of April, 2023:

	CURRENT PERIOD			YEAR TO DATE
	REAL ESTATE	ROAD	TOTAL	
FACE TAX	\$ 960,751.04	\$ 378,223.98	\$ 1,338,975.02	\$ 1,717,469.87
Less: Discount	(19,207.32)	(7,533.31)	(26,740.63)	(34,266.83)
Plus: Penalty	-	-	-	2.06
Total Collections	\$ 941,543.72	\$ 370,690.67	\$ 1,312,234.39	\$ 1,683,205.10

Amounts Deposited:

Date	Batch #	Amount
04/06/23	11-12	\$ 78,658.79
04/20/23	13-14	194,803.03
04/27/23	15-17	1,039,734.78
Total Deposits		1,313,196.60
Less: Refunds	1001	(962.21)
Net Collections		\$ 1,312,234.39

	2022	2022	2023	2023	TOTAL
	REAL ESTATE	ROAD	REAL ESTATE	ROAD	
FACE BALANCE 3/1/2023	\$ 183.80	\$ 72.15	\$ -	\$ -	\$ 255.95
Add: Billing 3/1/2023	-	-	1,703,559.39	668,170.21	2,371,729.60
Add: Additions	-	-	152.40	59.78	212.18
Less: Exonerations	-	-	(1,601.12)	(627.99)	(2,229.11)
ADJUSTED FACE BALANCE	183.80	72.15	1,702,110.67	667,602.00	2,369,968.62
Less: Total Collections	-	-	(1,230,909.04)	(486,560.83)	(1,717,469.87)
Less: Turned Over to Delinquent	-	-	-	-	-
FACE BALANCE 04/30/2023	\$ 183.80	\$ 72.15	\$ 471,201.63	\$ 181,041.17	\$ 652,498.75

Very truly yours,
 JORDAN TAX SERVICE, INC.

William R. Linnert, Jr.
 WILLIAM R. LINNERT, JR.

Crafton Borough Real Estate & Road Tax Collection Report April 2023

	Apr 23	Budget	\$ Over Bud...	% of B...
Income				
3000 · Real Estate Taxes				
3001 · Real Estate - Current	942,234.86	0.00	942,234.86	100.0%
3005 · Real Estate - Prior year	0.00	0.00	0.00	0.0%
3015 · Real Estate - Penalty & Int.	0.00	0.00	0.00	0.0%
Total 3000 · Real Estate Taxes	<u>942,234.86</u>	<u>0.00</u>	<u>942,234.86</u>	<u>100.0%</u>
3030 · Road Taxes				
3031 · Road Tax - Current	370,961.74	0.00	370,961.74	100.0%
3035 · Road Tax - Prior	2,297.08	0.00	2,297.08	100.0%
3040 · Road Tax - Penalty & Int.	368.99	0.00	368.99	100.0%
Total 3030 · Road Taxes	<u>373,627.81</u>	<u>0.00</u>	<u>373,627.81</u>	<u>100.0%</u>
Total Income	<u>1,315,862.67</u>	<u>0.00</u>	<u>1,315,862.67</u>	<u>100.0%</u>
Gross Profit	<u>1,315,862.67</u>	<u>0.00</u>	<u>1,315,862.67</u>	<u>100.0%</u>
Expense	<u>0.00</u>			
Net Income	<u><u>1,315,862.67</u></u>	<u><u>0.00</u></u>	<u><u>1,315,862.67</u></u>	<u><u>100.0%</u></u>

0. *

1,315,862.67 +
 2,297.08 -
 368.99 -
 -001.....
 1,313,196.60 *+

1:00 PM

05/16/23

Cash Basis

Crafton Borough
Real Estate & Road Tax Collection Report
January through April 2023

	<u>Jan - Apr 23</u>	<u>Budget</u>	<u>\$ Over Bud...</u>	<u>% of Budget</u>
Income				
3000 · Real Estate Taxes				
3001 · Real Estate - Current	1,206,986.83	1,777,000.00	-570,013.17	67.9%
3005 · Real Estate - Prior year	1,873.68	30,000.00	-28,126.32	6.2%
3015 · Real Estate - Penalty & Int.	176.35	2,000.00	-1,823.65	8.8%
Total 3000 · Real Estate Taxes	<u>1,209,036.86</u>	<u>1,809,000.00</u>	<u>-599,963.14</u>	<u>66.8%</u>
3030 · Road Taxes				
3031 · Road Tax - Current	477,178.42	615,000.00	-137,821.58	77.6%
3035 · Road Tax - Prior	4,382.01	20,000.00	-15,617.99	21.9%
3040 · Road Tax - Penalty & Int.	691.21	5,000.00	-4,308.79	13.8%
Total 3030 · Road Taxes	<u>482,251.64</u>	<u>640,000.00</u>	<u>-157,748.36</u>	<u>75.4%</u>
Total Income	<u>1,691,288.50</u>	<u>2,449,000.00</u>	<u>-757,711.50</u>	<u>69.1%</u>
Gross Profit	1,691,288.50	2,449,000.00	-757,711.50	69.1%
Expense	0.00			
Net Income	<u>1,691,288.50</u>	<u>2,449,000.00</u>	<u>-757,711.50</u>	<u>69.1%</u>

Tax Collector's Monthly Report to Taxing Districts

For the Month of APRIL, 2023

BOROUGH OF CRAFTON Taxing District

	Real Estate	Road	Prior Years Real Estate	Prior Years Road
A. Collections				
1. Balance Collectable-Beginning of Month	1,433,545.15	559,889.75	183.80	72.15
2A. Additions: During the Month(*)	8.64	3.39		
2B. Deductions: Credits During the Month - (from line 17)				
3. Total Collectable	1,433,553.79	559,893.14	183.80	72.15
4. Less: Face Collections for the Month	960,751.04	378,223.98		
5. Less: Deletions from the List (Gentrifications)				
6. Less: Exonerations (*)	1,601.12	627.99		
7. Less: Liens/Non-Lienable Installments(*)				
8. Balance Collectable - End of Month	471,201.63	181,041.17	183.80	72.15
B. Reconciliation of Cash Collected				
9. Face Amount of Collections - (must agree with line 4)	960,751.04	378,223.98	0.00	0.00
10. Plus: Penalties	0.00	0.00		
11. Less: Discounts	19,207.32	7,533.31		
12. Total Cash Collector per Column	941,543.72	370,690.67	0.00	0.00
13. Total Cash Collected				1,312,234.39
C. Payment of Taxes				
14. Amount Remitted During the Month (*)		Amount	TOTAL ALL TAXES	
Date	Transaction #	78,658.79		
4/6/2023	11-12			
4/20/2023	13-14	194,803.03		
4/27/2023	15-17	1,039,734.78		
	1001 - Refunds	(962.21)		
		Total	\$	1,312,234.39
15. Amount paid with this Report Applicable to this Reporting Month	Trx. #	\$	\$	1,312,234.39
16. Total Remitted This Month			\$	1,312,234.39
17. List, Other Credit Adjustments (*)				
Parcel #	Name	Amount		
	Total	0.00		
18. Interest Earnings (if applicable)		\$ *		
Taxing District Use (Optional) Carryover from Previous Month \$ _____ Amount Collected This Month \$ _____ Less Amount Paid This Month \$ _____ Ending Balance \$ _____				

* Prior Yr. Collections Agent Acting on behalf of the Tax Collector Date
 I verify this is a complete and accurate reporting of the balance collectable, taxes collected
 remitted for the month.

Received by (taxing district): William R. [Signature] Title: Secretary Date 5/16/23
 I acknowledge the receipt of this report.

JORDAN TAX SERVICE, INC.
102 RAHWAY ROAD
MCMURRAY, PA 15317-3349
(724) 731-2300

May 15, 2023

Borough of Crafton
 James T. Price, Manager
 Municipal Building
 100 Stotz Avenue
 Pittsburgh, PA 15205

We are forwarding herewith counterfoils for delinquent taxes and municipal claims collected and satisfied since date of our last report. We are also forwarding deposit slips as summarized below and the Prothonotary's receipts for satisfaction costs advanced by our office.

DELINQUENT TAXES:

Receipts: #14439-14476

	Face Tax	Penalty	Interest	Costs	TOTAL
Prior	10,092.90	1,096.03	2,450.83	815.48	14,455.24
2022	11,195.89	1,002.15	-	96.00	12,294.04
Record/Sheriff Sale Costs					810.50
Commission Collected					1,343.67

MUNICIPAL CLAIMS: "Trash"

Receipts: #2893-2958

	Face Tax	Penalty	Interest	Costs	TOTAL
Commission Collected	13,916.69	1,394.41	1.73	371.50	15,684.33
					813.06

MUNICIPAL CLAIMS: "Trash"

Receipts #4785-4787, 4789-4790, 4793-4794, 4796, 4798, 4800, 4802, 4804

	Face Tax	Penalty	Interest	Costs	TOTAL
Commission Collected	3,022.69	97.04	343.25	604.00	4,066.98
					218.20

MUNICIPAL CLAIMS: "Sewage"

Receipts #4784, 4788, 4791, 4795, 4797, 4799, 4801, 4803

	Face Tax	Penalty	Interest	Costs	TOTAL
Commission Collected	2,651.42	53.08	530.80	145.00	3,380.30
					185.82

MUNICIPAL CLAIMS: "Demolition"

Receipts #4792

	Face Tax	Penalty	Interest	Costs	TOTAL
Commission Collected	2,952.38	-	-	-	2,952.38
					147.62

<u>Total Collections, Taxes and Claims:</u>					
		Real Estate	\$ 28,903.45	Ck. #1573	<u>\$ 56,352.14</u>
		Trash	\$ 20,782.57	Ck. #1574	
		Sewage	\$ 3,566.12	Ck. #1575	
		Demolition	\$ 3,100.00	Ck. #1576	


Deposits Per Enclosed Receipts:

DATE	AMOUNT	DATE	AMOUNT	DATE	AMOUNT
04/04/23	284.92	04/05/23	4,416.00	04/18/23	940.36
04/04/23	682.74	04/06/23	250.00	04/19/23	120.00
04/04/23	5,014.94	04/14/23	210.00	04/19/23	343.00
04/04/23	12,344.75	04/17/23	1,492.07	04/20/23	830.73
04/04/23	22,043.21	04/17/23	4,786.09	04/21/23	1,744.94
04/05/23	130.61	04/18/23	21.73		
04/05/23	211.16	04/18/23	484.89		

Total Deposits \$ 56,352.14

*Partial Payments Not Yet Applied \$5,348.02

JORDAN TAX SERVICE, INC.


 William R. Linnert, Jr.

**BOROUGH OF CRAFTON
POLICE DEPARTMENT**

**MARK A. SUMPTER
CHIEF OF POLICE**

100 STOTZ AVENUE
CRAFTON, PENNSYLVANIA 15205

**COLETTA A. PERRY
MAYOR**



May 19, 2023

Crafton Police responded to 149 complaints during the month of April 2023.

The following 3 pages attached show a printout of the calls answered by Crafton Police.

Paid parking tags for the month of April - \$15.00
Copies of Police Reports for the month of April - \$105.00
No solicitor permits were issued for the month of April
No truck permits were issued for the month of April
Fines collected by the Magistrate and paid to the borough for April - \$1,921.25
There were 76 citations issued, 26 citation warnings, 1 parking tags, 4 AccuTrak – total 107

Crafton Borough had 2 narcotic related calls for the month of April 2023. Naloxone (Narcan) was used 2 ½ times by Crafton QRS, 0 times by EMS, 0 times by police.

Mileage on Police Cars:

Unit # 11-1 – 556 miles ending at 64,077
Unit # 11-2 – 2,017 miles ending at 3,395
Unit # 11-3 - 1,222 miles ending at 17,667
Unit # 11-4 - 1,191 miles ending at 20,985

Respectfully submitted,

Barbara H. Berkhouse
Barbara H. Berkhouse
Police Secretary

Calls for Service - by Keyword



CRAFTON BOROUGH

Incidents Reported Between 04/01/2023 and 04/30/2023

Code	Description	Primary Count	Secondary UCR Count		
			Code 2	Code 3	Code 4
911 HANGUP					
3802	SERVICE CALL-911 HANG UP	1			
ACCIDENT M					
3100	MOTOR VEHICLE ACCIDENTS	7			
6008	ACCIDENT INVOLVING NONINJURY	1			
		<u>8</u>			
ALARM					
3810	SERVICE CALL-ALARMS-UNFOUNDED-EXCPT FIRE	9			
3840	FIRES (INCLUDING ALARMS-FOUNDED/UNFOUNDED)	5			
		<u>14</u>			
ANIMAL					
3805	SERVICE CALL-ANIMAL	1			
5508	ANIMAL COMPLAINTS - OTHER ANIMAL BITES	1			
5510	ANIMAL COMPLAINTS - OTHER	2			
		<u>4</u>			ANIMAL CONTROL CONTACTED ON TWO CALLS
ASSAULT					
0830	SEXUAL ASSAULT	1			
ASSIST FIR					
7502	ASSIST OTHER AGENCIES - FIRE DEPT.	2			
ASSIST MOT					
3820	SERVICE CALL-ASSIST MOTORIST/DISABLE VEH	2			
ASSIST POL					
7504	ASSIST OTHER AGENCIES - OTHER POLICE	4			
CHECK WELF					
3801	SERVICE CALL-CHECK WELFARE	10			
DISTURBANC					
3610	DISTURBANCES-NOISE	5			
3620	DISTURBANCES-OTHER (FIGHTS,DISPUTES,ETC)	10			
		<u>15</u>			
DOA					
3320	DOA	1			
DOMESTIC					
3600	DISTURBANCES-DOMESTIC	5			
ELECTRICAL					
4026	NON-CRIMINAL-WIRES AND POLES DOWN	3			
FOUND ANIM					
5002	LOST & FOUND - FOUND ANIMAL	1			

Calls for Service - by Keyword

CRAFTON BOROUGH

Incidents Reported Between 04/01/2023 and 04/30/2023



Code	Description	Primary Count	Secondary UCR Count		
			Code 2	Code 3	Code 4
FRAUD					
1100	FRAUD	2			
1150	FRAUD - CREDIT CARDS, ATM	1			
		3			
HARASSMENT					
2450	HARASSMENT	6			
HIT AND RU					
8519	HIT AND RUN ACCIDENT	4			
LOCKOUT					
3860	SERVICE CALL-LOCKOUTS (VEHICLE/BLDG)	1			
MEDICAL					
3870	MEDICAL EMERGENCY	12			
7008	PUBLIC SERVICES - MEDICAL ASSISTANCE	5			
		17			
MENTAL					
3400	MENTAL HEALTH	1			
PUBL DRUNK					
2300	PUBLIC DRUNKENESS	1			
RECOV PROP					
3000	FOUND/RECOVERED PROPERTY	2			
SOLICITING					
2800	TWP ORD-SOLICITING	1			
SUSPICIOUS					
3500	SUSPICIOUS PERSONS,AUTOS,CIRCUMSTANCES	23			
SVC CALL					
3800	SERVICE CALL-MISCELLANEOUS	3			
THEFT					
0619	THEFT-\$200 & OVER-ALL OTHER	1			
0623	THEFT-\$50 TO \$200-RETAIL THEFT	2			
0627	THEFT-\$50 TO \$200-FROM BUILDINGS	1			
0633	THEFT-UNDER \$50-RETAIL THEFT	5			
		9			
TRAF CIT					
CITT	TRAFFIC CITATION	4			

May 02, 2023

Calls for Service - by Keyword

CRAFTON BOROUGH

Incidents Reported Between 04/01/2023 and 04/30/2023



Code	Description	Primary Count	Secondary UCR Count		
			Code 2	Code 3	Code 4
TRAFFIC					
3900	TRAFFIC & PARKING PROBLEMS	4			
4010	TRAFFIC OFFENSES	2			
		<hr/> 6			
WATER LEAK					
4024	NON-CRIMINAL - WATER LEAKS, MAINS, ETC.	1			
		<hr/> 1			
		<hr/> 196			
		47			
		<hr/> 149			

NORTHWEST EMS

366 HELEN STREET
MCKEES ROCKS PA 15136
412-331-2600 DISPATCH
412-331-3133 FAX



Crafton Borough Report April 2023

Total Run Numbers:

- Total Emergency and Non-Emergency 911 Responses: **47**
Average Response Time (E0-E4): **6 min. 42 sec.**
- Total Emergency 911 Response: **45**
Average Response Time (E0-E3): **7 min. 33 sec.**
- Total Highest Priority Response: **23**
Average Response Time (E0-E1): **6 min. 43 sec.**

Response Times by Category and NFPA Compliance:

- E0 Response: **10**
Average Response Time: **6 min. 07 sec.**
- E1 Response: **13**
Average Response Time: **7 min. 19 sec.**
- E0 + E1 Response: **23**
Average Response Time: **6 min. 43 sec.**
- E2 Response: **10**
Average Response Time: **7 min. 52 sec.**
- E3 Response: **12**
Average Response Time: **8 min. 53 sec.**
- E4 Response: **2**
Average Response Time: **3 min. 18 sec.**

Mutual Aid Calls:

- Calls Given to Scott Township EMS (Station 740): **3**
- Calls Given to Robinson EMS (Station 810): **1**

- NorthWest EMS Requested for Mutual Aide:
Calls Taken for Station 810: **1**

Submitted by: Assistant Chief Brian O'Connor 412-331-2600 boconnor@northwestems.net

Crafton -- EMS Report -- April 2023

Date	Priority	Dispatch Time	On Scene Time	Response Time	Address	Unit	Outcome
4/1/2023	E3	5:12:39	5:22:20	0:09:41	115 FOUNTAIN ST	1903	Mercy
4/2/2023	E0	15:38:53	15:43:15	0:04:22	185 NOBLE AVE	1903	Presbyterian
4/3/2023	E3	4:12:37	4:20:06	0:07:29	26 MCMUNN AVE	1903	Mercy
4/3/2023	E1	11:08:25	11:15:17	0:06:52	266 NOBLE AVE	1904	St. Clair
4/4/2023	E2	0:30:33	0:38:37	0:08:04	20 WALNUT ST	1903	St. Clair
4/6/2023	E0	19:39:44	19:51:44	0:12:00	1700 BARR AVE	1906	AGH
4/8/2023	E3	12:22:23	12:27:16	0:04:53	1215 FOSTER AVE	1903	Ref
4/9/2023	E1	16:01:35	16:05:33	0:03:58	1215 FOSTER AVE	1903	Presbyterian
4/9/2023	E2	20:27:00	20:30:28	0:03:28	242 NOBLE AVE	1903	Dead at Scene
4/10/2023	E2	6:56:55	7:06:23	0:09:28	100 CHARTIERS AVE	1903	West Penn
4/10/2023	E3	8:32:15	8:42:48	0:10:33	25 E CRAFTON AVE	1906	AGH
4/10/2023	E1	17:04:18	17:13:05	0:08:47	1215 FOSTER AVE	1906	Kennedy
4/10/2023	E1	19:01:19	19:07:21	0:06:02	35 CREIGHTON AVE	1903	AGH
4/10/2023	E0	20:21:00	20:30:30	0:09:30	17 FOSTER AVE	1903	Kennedy
4/10/2023	E1	22:29:48	22:37:30	0:07:42	100 STOTZ AVE	190L3	Refused
4/11/2023	E3	16:31:42	16:40:18	0:08:36	25 E CRAFTON AVE	1904	AGH
4/12/2023	E3	11:02:36 AM	11:08:23	0:05:47	1215 FOSTER AVE	1903	AGH
4/12/2023	E3	17:57:30	18:01:40	0:04:10	1215 FOSTER AVE	1909	AGH
4/12/2023	E1	21:08:48	21:17:17	0:08:29	25 E CRAFTON AVE	1906	Refused
4/13/2023	E4	12:07:50	11:54:04	0:00:00	103 S GRANDVIEW AVE	1906	St. Clair
4/13/2023	E0	14:01:11	14:07:45	0:06:34	10 UNION AVE	1906	Children's
4/13/2023	E3	4:36:48 PM	16:49:08	0:12:20	53 MCMUNN AVE	1903	Children's
4/13/2023	E2	17:18:37	17:31:35	0:12:58	36 N EMILY ST	1902	AGH

4/14/2023	E0	9:44:43	9:48:23	0:03:40	81 S GRANDVIEW AVE	1905	Presbyterian
4/14/2023	E1	11:13:19	11:19:27	0:06:08	1215 FOSTER AVE	1905	Mercy
4/14/2023	E3	22:02:19	22:02:25	0:00:06	1201 FOSTER AVE	1902	St. Clair
4/15/2023	E1	7:03:43	7:10:23	0:06:40	51 WALSH RD	1903	St. Clair
4/15/2023	E0	7:19:06	7:26:28	0:07:22	402 MAXWELL ST	1904	Kennedy
4/15/2023	E0	20:38:22	20:41:01	0:02:39	1201 FOSTER AVE	1904	Kennedy
4/16/2023	E0	14:09:07	14:18:19	0:09:12	26 AFTON AVE	1912	Refused
4/16/2023	E1	20:34:00	20:47:31	0:13:31	1700 BARR AVE	1904	AGH
4/17/2023	E2	16:09:24	16:20:36	0:11:12	1215 FOSTER AVE	1902	Kennedy
4/18/2023	E3	11:52:51	12:02:29	0:09:38	25 E CRAFTON AVE	1904	Kennedy
4/21/2023	E2	7:49:21	7:52:25	0:03:04	BRADFORD AVE/ELMWOOD ST	1903	St. Clair
4/21/2023	E1	12:37:36	12:48:41	0:11:05	77 HAWTHORNE AVE	1906	Mercy
4/21/2023	E3	16:57:58	17:19:00	0:21:02	25 E CRAFTON AVE	1906	Mercy
4/22/2023	E0	2:02:40	2:08:26	0:05:46	280 W STEUBEN ST	1903	Refused
4/22/2023	E1	14:13:56	14:19:12	0:05:16	25 E CRAFTON AVE	1906	Mercy
4/23/2023	E2	19:17:12	19:23:56	0:06:44	OREGON AVE/E STEUBEN ST	1903	Refused
4/24/2023	E0	8:01:21	8:01:28	0:00:07	53 MCMUNN AVE	1903	Children's
4/24/2023	E2	14:19:31	14:27:37	0:08:06	124 1/2 DINSMORE AVE	1903	Kennedy
4/26/2023	E1	17:50:45	17:54:40	0:03:55	51 WALSH RD	1903	Refused
4/26/2023	E3	19:18:06	19:30:29	0:12:23	1215 FOSTER AVE	1903	AGH
4/26/2023	E1	23:03:21	23:10:03	0:06:42	18 HARRISON ST	1903	Refused
4/27/2023	E2	18:24:16	18:30:29	0:06:13	810 CLEARVIEW AVE	1903	AGH
4/29/2023	E4	20:37:41	20:44:18	0:06:37	136 FOUNTAIN ST	1903	West Penn
4/30/2023	E2	0:54:25	1:03:50	0:09:25	25 WALSH RD	1906	Refused

Priority	Total	Avg Response Time	Combined Avg
E0	10	12:06:07 AM	
E1	13	12:07:19 AM	12:06:43 AM
E2	10	12:07:52 AM	12:07:36 AM
E3	12	12:08:53 AM	12:08:23 AM
E4	2	12:03:18 AM	12:06:06 AM

Occupancy Inspection

	Applied	Inspected	Office Notified	Re-inspection	3rd Inspection	Permit issued	Permit Issued	Sale	Rental	
1	3/20/2023	4/3/2023							X	48 Lawson
2	3/20/2023	4/3/2023							X	11 Maplewood
3	3/20/2023	4/3/2023							X	11 Maplewood
4	3/24/2023	4/3/2023				4/3/2023			X	51 Connell
5	3/22/2023	4/4/2023				4/4/2023			X	242 Nable
				4/4/2023						71 N Emily
				4/5/2023						21 Johnston
6	3/27/2023	4/5/2023						X		1754 Barr
7	3/27/2023	4/5/2023						X		1754 Barr
8	3/28/2023	4/5/2023						X		42 Baldwick -1
9	3/28/2023	4/5/2023						X		42 Baldwick-2
10	3/28/2023	4/5/2023						X		42 Baldwick-3
11	3/28/2023	4/5/2023						X		42 Baldwick-4
12	2/15/2023	2/27/2023		4/10/2023		4/13/2023			X	107 W Steuben -1
13	2/15/2023	2/27/2023		4/10/2023		4/13/2023			X	107 W Steuben -2
14	3/20/2023	3/29/2023		4/11/2023		4/11/2023		X		28 Harrison
15	3/22/2023	3/31/2023		4/12/2023		4/12/2023			X	3 Foster
16	4/10/2023	4/12/2023						X		85 S Grandview
17	4/10/2023	4/13/2023				4/18/2023			X	18 Bradford -1
18	1/23/2023	1/30/2023		4/14/2023		4/14/2023			X	9 Marion -1
19	1/23/2023	1/30/2023		3/2/2023	4/14/2023				X	9 Marion-2
20	1/23/2023	1/30/2023		3/2/2023					X	9 Marion-3
21	1/23/2023	1/30/2023		4/14/2023					X	9 Marion-4
22	1/23/2023	4/14/2023				4/14/2023			X	21 Marion-1
23	1/23/2023	1/30/2023		4/14/2023					X	21 Marion-2
24	1/23/2023	4/14/2023				4/14/2023			X	8 Locus-1
25	1/23/2023	1/30/2023		4/14/2023		4/14/2023			X	8 Locus-2
26	1/23/2023	1/30/2023				1/30/2023			X	8 Locus-3
27	1/23/2023	4/14/2023				4/14/2023			X	8 Locus-4
28	1/23/2023	1/30/2023		4/14/2023					X	8 Locus-5
29	4/3/2023	4/14/2023		4/17/2023		4/17/2023		X		11 Lawson
30	4/17/2023	4/17/2023				4/17/2023			X	102 W Steuben-9
31	4/13/2023	4/20/2023						X		240 W Steuben
32	4/17/2023	4/20/2023								31 Elmwood
33	7/19/2022	7/26/2022	4/21/2023	3/13/2023	4/21/2023	Temp 8/3/22				1 Josephine-A
34	7/19/2022	7/26/2022	4/21/2023	3/13/2023	4/21/2023	Temp 8/3/22				1 Josephine-B
35	4/20/2023	4/25/2023								3 Parkview
36	4/21/2023	4/24/2023								37 S Emily
37	4/20/2023	4/24/2023								9 Union-2
38	4/28/2023									54 Parke
39										
40										

'Zoning Permit

	Applied	Permit issued			Type
1	3/24/2023	4/6/2023			Building
2	3/24/2023	4/6/2023			Zoning
3	3/27/2023	4/11/2023	4/24/2023		Building
4	3/24/2023	4/11/2023			Building
5	4/10/2023	4/12/2023			Building
6					
7					
8					
9					
10					

14 Bell
26 S Grandview
1999 Crafton Blvd

Crafton Borough
Profit & Loss Budget vs. Actual
January through April 2023

	<u>Jan - Apr 23</u>	<u>Budget</u>	<u>\$ Over Budget</u>	<u>% of Budget</u>	<u>% of Budget in April 2022</u>	<u>Notes</u>
4340 · Jordan - R/E Tax Fees	0.00	7,500.00	-7,500.00	0.0%	0.00%	
4345 · Jordan - Delinq R/E Tax Fees	4,170.86	8,000.00	-3,829.14	52.14%	36.20%	
4350 · Jordan - TCF Fees	13,642.81	18,000.00	-4,357.19	75.79%	67.22%	
4415 · Jordan - Municipal Claims	1,346.23	2,500.00	-1,153.77	53.85%	47.72%	
						This is a payment to Charwest COG based on past year RAD tax difference. Retail sales in the County are on the rise, and thus our share to the COG increases. It is a once a year payment.
4417 · RAD Tax Payment	7,223.58	4,000.00	3,223.58	180.59%	176.38%	
Total Tax Collection & Billing Fees	33,678.01	97,500.00	-63,821.99	34.54%	39.39%	
Utilities & Public Services						
4295 · Hydrant Rental	8,044.87	23,300.00	-15,255.13	34.53%	33.77%	
4645 · Street Lighting Supplies	29,775.50	90,000.00	-60,224.50	33.08%	34.92%	
4675 · Traffic Signals Maintenance	3,128.90	5,000.00	-1,871.10	62.58%	6.80%	
4680 · Traffic Signals Supplies	1,182.81	6,500.00	-5,317.19	18.2%	17.88%	
4705 · Utilities	20,101.58	56,500.00	-36,398.42	35.58%	33.61%	
4710 · Utilities - District Magistrate	2,732.64	6,500.00	-3,767.36	42.04%	51.43%	
Total Utilities & Public Services	64,966.30	187,800.00	-122,833.70	34.59%	33.58%	
4980 · Transfer To (Interfund)						
4981 · Transfer To - General Fund	0.00	597,375.00	-597,375.00	0.0%		
Total 4980 · Transfer To (Interfund)	0.00	597,375.00	-597,375.00	0.0%		
Total Expense	2,484,443.81	13,173,551.00	-10,689,107.19	18.86%	27.95%	
Net Income	2,758,888.52	0.00	2,758,888.52	100.0%	-22.88%	