

**BOROUGH OF CRAFTON
TREASURER'S REPORT
February 28, 2021**

DEMAND DEPOSITS

Balance to General Fund	36,735.32	
Total Receipts	603,629.96	
Subtotal	640,365.28	
Total Disbursements	-370,314.83	
General Fund		270,050.45
Payroll Account		5,439.36
Alcosan		6,450.71
Capital Projects Reserve Fund		108,381.28
Fire Equipment Fund		1,010.97
Road Tax Fund		658,149.74
Insurance Escrow		1.00
Med Saver		1,355.58
Crafton Celebrates		17,415.85
Planning Commission		700.00
Total Demand Deposits		1,068,954.94

INVESTMENTS

Pennsylvania Local Government Trust General Fund		751,397.52
Pennsylvania Local Government Trust Sewer Account		1,233,591.08
Pennsylvania Local Government Trust Highway Aid		70,791.13
PNC DB Trust Police Pension		5,504,978.39
PNC DB Trust Employee Pension		1,752,560.38
Total Investments		9,313,318.50

TOTAL DEMAND DEPOSITS AND INVESTMENT ACCOUNTS

10,382,273.44

Annette M Lherbier

Annette M. Lherbier, Treasurer

P:\Carissima's Public Docs\Treasurer-Annette\Treasurer Reports 2021.xlsx\Feb TR

**BOROUGH OF CRAFTON
TREASURER'S REPORT
January 31, 2021**

DEMAND DEPOSITS

Balance to General Fund	112,030.82	
Total Receipts	372,922.35	
Subtotal	484,953.17	
Total Disbursements	-448,217.85	
General Fund		36,735.32
Payroll Account		5,511.78
Alcosan		5,838.16
Capital Projects Reserve Fund		108,381.28
Fire Equipment Fund		1,010.97
Road Tax Fund		666,245.62
Insurance Escrow		1.00
Med Saver		1,355.58
Crafton Celebrates		17,415.85
Planning Commission		700.00
Total Demand Deposits		843,195.56

INVESTMENTS

Pennsylvania Local Government Trust General Fund		855,852.65
Pennsylvania Local Government Trust Sewer Account		1,058,762.67
Pennsylvania Local Government Trust Highway Aid		70,790.49
PNC DB Trust Police Pension		5,437,776.65
PNC DB Trust Employee Pension		1,729,305.92
Total Investments		9,152,488.38

TOTAL DEMAND DEPOSITS AND INVESTMENT ACCOUNTS

9,995,683.94



Annette M. Lherbier, Treasurer

BOROUGH OF CRAFTON
GENERAL FUND FINANCIAL REPORT
 January through March 2021

	<u>Jan - Mar 21</u>	<u>Budget</u>	<u>\$ Over Bud...</u>	<u>% of Bud...</u>
Income				
301 · Real Estate Taxes				
301.10 · Real Estate - Current	272,493.74	1,650,000.00	-1,377,506.26	16.5%
301.20 · Real Estate - Prior Year	29,363.73	8,500.00	20,863.73	345.5%
301.50 · Real Estate - Delinq/Leined	23,391.57	65,000.00	-41,608.43	36.0%
Total 301 · Real Estate Taxes	325,249.04	1,723,500.00	-1,398,250.96	18.9%
310 · Act 511 Taxes				
310.10 · Real Estate Transfer Tax	26,066.54	110,000.00	-83,933.46	23.7%
310.21 · EIT - Current	12,704.69	595,000.00	-582,295.31	2.1%
310.22 · EIT - Prior	205,547.23	235,000.00	-29,452.77	87.5%
310.23 · EIT - Delinquent	2,046.68	15,000.00	-12,953.32	13.6%
310.31 · Mercantile - Current	26,814.63	75,000.00	-48,185.37	35.8%
310.36 · Business Priviledge - Current	1,974.44	60,000.00	-58,025.56	3.3%
310.51 · Local Service Tax - Current	12,394.65	45,000.00	-32,605.35	27.5%
Total 310 · Act 511 Taxes	287,548.86	1,135,000.00	-847,451.14	25.3%
319 · Penalty/Interest				
319.01 · P&I - Real Estate Tax	340.38	2,000.00	-1,659.62	17.0%
319.02 · P&I - Delinq. Real Estate Tax	6,252.26	30,000.00	-23,747.74	20.8%
319.12 · P&I - EIT	56.46	1,000.00	-943.54	5.6%
319.122 · P&I - Delinq. EIT	172.32	2,000.00	-1,827.68	8.6%
319.13 · P&I - Mercantile	0.00	500.00	-500.00	0.0%
319.15 · P&I - Local Service Tax	0.00	100.00	-100.00	0.0%
319.18 · P&I - Business Priviledge	13.74	500.00	-486.26	2.7%
Total 319 · Penalty/Interest	6,835.16	36,100.00	-29,264.84	18.9%
321 · Business Licenses & Permits				
321.61 · Soliciting Permits	0.00	500.00	-500.00	0.0%
321.75 · Mechanical Devices	0.00	2,000.00	-2,000.00	0.0%
321.80 · Cable Franchise Fees	24,286.94	100,000.00	-75,713.06	24.3%
321.90 · Business Licenses	80.00	2,000.00	-1,920.00	4.0%
Total 321 · Business Licenses & Permits	24,366.94	104,500.00	-80,133.06	23.3%
322 · Non-Business Licenses & Permits				
322.80 · Street Openings	738.00	5,000.00	-4,262.00	14.8%
322.81 · Street Pole Permits	0.00	100.00	-100.00	0.0%
322.83 · Truck Parking Permits	0.00	200.00	-200.00	0.0%
Total 322 · Non-Business Licenses & Permits	738.00	5,300.00	-4,562.00	13.9%
331 · Fines & Forfeits				
331.10 · Fines - Magistrate/County	2,975.23	30,000.00	-27,024.77	9.9%
331.12 · Code/Ordinance Violations	19.21	3,000.00	-2,980.79	0.6%
331.14 · M/Veh Violations/State Police	150.00	2,000.00	-1,850.00	7.5%
Total 331 · Fines & Forfeits	3,144.44	35,000.00	-31,855.56	9.0%
341-342 · Interest, Rents & Royalties				
341.01 · Income on Investments	47.81	10,000.00	-9,952.19	0.5%
342.00 · Rental Income	6,710.60	26,060.00	-19,349.40	25.8%
Total 341-342 · Interest, Rents & Royalties	6,758.41	36,060.00	-29,301.59	18.7%
354 · State Grant Proceeds				
354.15 · Act 101 Recycling Grant	0.00	5,000.00	-5,000.00	0.0%
354.20 · Miscellaneous Grants	0.00	56,000.00	-56,000.00	0.0%
Total 354 · State Grant Proceeds	0.00	61,000.00	-61,000.00	0.0%

BOROUGH OF CRAFTON
GENERAL FUND FINANCIAL REPORT
 January through March 2021

	Jan - Mar 21	Budget	\$ Over Bud...	% of Bud...
355 · State Shared Revenues & Entitle				
355.01 · PURTA	0.00	3,000.00	-3,000.00	0.0%
355.04 · Liquor Licenses	0.00	1,000.00	-1,000.00	0.0%
355.05 · Pension State Aid	0.00	140,000.00	-140,000.00	0.0%
355.07 · Foreign Fire Fund	0.00	27,000.00	-27,000.00	0.0%
355.09 · Act 13 Impact Fee	0.00	1,000.00	-1,000.00	0.0%
Total 355 · State Shared Revenues & Entitle	0.00	172,000.00	-172,000.00	0.0%
357 · County Shared Revenue & Grants				
357.01 · 1% Sales Tax (RAD)	58,711.78	165,000.00	-106,288.22	35.6%
Total 357 · County Shared Revenue & Grants	58,711.78	165,000.00	-106,288.22	35.6%
358 · Intergov. Contract Services				
358.10 · Police Services-Thornburg	25,315.35	101,261.00	-75,945.65	25.0%
358.11 · Fire Protection Services	2,125.02	8,500.00	-6,374.98	25.0%
358.12 · Reimb Code Enforcement Services	0.00	8,500.00	-8,500.00	0.0%
Total 358 · Intergov. Contract Services	27,440.37	118,261.00	-90,820.63	23.2%
360-363 · Departmental Earnings				
361.33 · Permits- Zoning Use	1,325.00	200.00	1,125.00	662.5%
361.34 · Hearing Fees-Zoning & Planning	500.00	1,000.00	-500.00	50.0%
362.11 · Sale of Accident Reports	505.00	1,500.00	-995.00	33.7%
362.141 · Crossing Guard Reimb.	6,553.67	45,000.00	-38,446.33	14.6%
362.40 · Permits- Build/Elec/Plub/Mech	3,028.50	10,000.00	-6,971.50	30.3%
362.45 · Permits- Occupancy	2,425.00	8,000.00	-5,575.00	30.3%
362.48 · Rental Inspection Fee	1,950.00	6,000.00	-4,050.00	32.5%
362.49 · Comm. Fire Inspection Fees	0.00	5,000.00	-5,000.00	0.0%
362.55 · Other Permits Code Enforce	680.00	500.00	180.00	136.0%
362.70 · Police Application Fees	0.00	500.00	-500.00	0.0%
362.74 · Reimburse - P/D Overtime Detail	0.00	5,000.00	-5,000.00	0.0%
362.75 · Drug Task Force OT Reimb	0.00	3,000.00	-3,000.00	0.0%
363.51 · PennDot Snow Removal	0.00	7,500.00	-7,500.00	0.0%
Total 360-363 · Departmental Earnings	16,967.17	93,200.00	-76,232.83	18.2%
364 · Sanitation - Garbage Collection				
364.30 · Current Garbage Collection Fee	385,850.90	563,000.00	-177,149.10	68.5%
364.32 · Jordan- Refuse Bill Fee	6,830.00	8,500.00	-1,670.00	80.4%
364.35 · Garbage Collection - Delinq.	24,179.83	65,000.00	-40,820.17	37.2%
364.36 · P&I - Garbage Collection	190.94	3,000.00	-2,809.06	6.4%
364.362 · P&I - Delinq. Garbage Coll.	4,991.70	18,000.00	-13,008.30	27.7%
Total 364 · Sanitation - Garbage Collection	422,043.37	657,500.00	-235,456.63	64.2%
367 · Recreation Fees				
367.10 · Minature Golf Pay to Play	0.00	200.00	-200.00	0.0%
367.14 · Park Shelter Rental Fee	800.00	2,500.00	-1,700.00	32.0%
367.20 · Pool Passes	0.00	35,000.00	-35,000.00	0.0%
367.21 · Pool General Admission	0.00	50,000.00	-50,000.00	0.0%
367.22 · Swimming Lessons	0.00	5,000.00	-5,000.00	0.0%
367.23 · Pool/Mini Golf Rentals	0.00	5,000.00	-5,000.00	0.0%
367.24 · AquaRobics/Volleyball	0.00	500.00	-500.00	0.0%
367.25 · Chair Rentals-Locks	0.00	1,000.00	-1,000.00	0.0%
367.30 · Sale of Wood Chips/Compost	35.00	0.00	35.00	100.0%
367.40 · Pool Concessions	0.00	25,000.00	-25,000.00	0.0%
367.51 · Celebrates Revenue	0.00	25,000.00	-25,000.00	0.0%
367.52 · Fundraising-Recreation	0.00	3,000.00	-3,000.00	0.0%
Total 367 · Recreation Fees	835.00	152,200.00	-151,365.00	0.5%

BOROUGH OF CRAFTON
GENERAL FUND FINANCIAL REPORT
 January through March 2021

	Jan - Mar 21	Budget	\$ Over Bud...	% of Bud...
380 · Misc. Revenues				
380.01 · Refunds on Current Expenditures	0.00	2,000.00	-2,000.00	0.0%
380.02 · Other	704.47	500.00	204.47	140.9%
380.03 · Insurance Dividends	0.00	50,000.00	-50,000.00	0.0%
380.50 · Military Banner Receipts	265.00	1,500.00	-1,235.00	17.7%
Total 380 · Misc. Revenues	969.47	54,000.00	-53,030.53	1.8%
388 · Fiduciary Funds				
388.01 · Police Pension Contribution	10,706.63	45,000.00	-34,293.37	23.8%
Total 388 · Fiduciary Funds	10,706.63	45,000.00	-34,293.37	23.8%
391 · Proceeds-Gen. Fixed Asset Dispo				
391.10 · Sale of Fixed Assets	585.00	7,500.00	-6,915.00	7.8%
391.20 · Compensation of Fixed Assets	0.00	2,500.00	-2,500.00	0.0%
Total 391 · Proceeds-Gen. Fixed Asset Dispo	585.00	10,000.00	-9,415.00	5.9%
392 · Interfund Transfers				
392.08 · Transfer from Sewer Fund	0.00	265,000.00	-265,000.00	0.0%
392.09 · Transfer from Road Fund	0.00	220,000.00	-220,000.00	0.0%
392.35 · Transfer from Highway Aid	161,854.11	150,000.00	11,854.11	107.9%
Total 392 · Interfund Transfers	161,854.11	635,000.00	-473,145.89	25.5%
395 · Refunds of Prior Years				
395.10 · Refund on Prior Yr Exp	0.00	500.00	-500.00	0.0%
Total 395 · Refunds of Prior Years	0.00	500.00	-500.00	0.0%
Total Income	1,354,753.75	5,239,121.00	-3,884,367.25	25.9%
Gross Profit	1,354,753.75	5,239,121.00	-3,884,367.25	25.9%
Expense				
400 · Borough Council				
400.05 · Salary - Council	2,000.00	8,400.00	-6,400.00	23.8%
400.24 · Council Meeting Expenses	240.00	2,000.00	-1,760.00	12.0%
400.42 · Subscriptions/Memberships-Boro	514.00	8,500.00	-7,986.00	6.0%
400.46 · Meetings, Conferences & Training	141.08	8,500.00	-8,358.92	1.7%
Total 400 · Borough Council	2,895.08	27,400.00	-24,504.92	10.6%
401 · Mayor				
401.05 · Salary - Mayor	450.00	1,800.00	-1,350.00	25.0%
401.42 · Subscriptions/Memberships-Mayor	0.00	130.00	-130.00	0.0%
Total 401 · Mayor	450.00	1,930.00	-1,480.00	23.3%
402 · Auditing & Financial Admin				
402.31 · Auditing - Professional Auditor	10,500.00	15,000.00	-4,500.00	70.0%
402.45 · Payroll Contract	2,267.73	7,500.00	-5,232.27	30.2%
Total 402 · Auditing & Financial Admin	12,767.73	22,500.00	-9,732.27	56.7%
403 · Tax Collection				
403.11 · Salary - Property Tax Collector	120.00	0.00	120.00	100.0%
403.31 · Auditing Services (Odd Years)	0.00	500.00	-500.00	0.0%
403.35 · Bonds - Property Tax Collector	0.00	600.00	-600.00	0.0%
403.46 · Jordan-Liens-Revivals-SherSales	700.00	10,000.00	-9,300.00	7.0%
403.461 · Jordan Tax - TCF Fees	7,830.71	18,000.00	-10,169.29	43.5%
403.462 · Jordan Tax - R/E Tax Collec Fee	0.00	7,500.00	-7,500.00	0.0%
403.463 · Jordan Tax-Prior R/E Tax Fee	2,140.14	8,000.00	-5,859.86	26.8%
403.47 · Jordan Act 511 Fees	1,286.51	8,000.00	-6,713.49	16.1%
403.48 · Jordan-Act 32 SWTax District	4,073.96	15,000.00	-10,926.04	27.2%
403.76 · Rad Tax Payment	0.00	4,000.00	-4,000.00	0.0%
Total 403 · Tax Collection	16,151.32	71,600.00	-55,448.68	22.6%

BOROUGH OF CRAFTON
GENERAL FUND FINANCIAL REPORT
 January through March 2021

	Jan - Mar 21	Budget	\$ Over Bud...	% of Bud...
404 · Solicitor/Legal Services				
404.31 · Solicitor Expenses	6,551.43	60,000.00	-53,448.57	10.9%
404.40 · Legal-Litigation	0.00	15,000.00	-15,000.00	0.0%
Total 404 · Solicitor/Legal Services	6,551.43	75,000.00	-68,448.57	8.7%
405 · Administrative Staff				
405.10 · Salary - Manager	15,500.00	93,500.00	-78,000.00	16.6%
405.11 · Salary - Treasurer	750.00	3,000.00	-2,250.00	25.0%
405.12 · Salary - Full Time Staff	16,881.70	95,500.00	-78,618.30	17.7%
405.14 · Salary - Assistant Manager	20,625.00	82,500.00	-61,875.00	25.0%
405.15 · Administrative Intern	3,042.00	5,000.00	-1,958.00	60.8%
405.154 · Health & Accident & STD	502.44	1,500.00	-997.56	33.5%
405.156 · Hospitalization	16,988.56	65,000.00	-48,011.44	26.1%
405.161 · Social Security	4,426.99	17,000.00	-12,573.01	26.0%
405.162 · Unemployment Compensation	120.95	1,500.00	-1,379.05	8.1%
405.163 · FSA	0.00	1,500.00	-1,500.00	0.0%
405.164 · HRA	433.82	1,500.00	-1,066.18	28.9%
405.33 · Transportation Reimbursement	0.00	4,000.00	-4,000.00	0.0%
405.35 · Bonds	951.00	1,000.00	-49.00	95.1%
405.354 · Worker's Compensation	160.98	650.00	-489.02	24.8%
405.42 · Dues, Subscriptions, Membership	35.00	2,000.00	-1,965.00	1.8%
405.46 · Meetings, Conferences, Training	239.06	7,000.00	-6,760.94	3.4%
Total 405 · Administrative Staff	80,657.50	382,150.00	-301,492.50	21.1%
406 · General Administration				
406.21 · Office Supplies/Postage	2,301.67	5,000.00	-2,698.33	46.0%
406.26 · Minor Equipment	140.00	1,500.00	-1,360.00	9.3%
406.32 · Communications	757.68	5,000.00	-4,242.32	15.2%
406.34 · Advertising	2,340.25	5,000.00	-2,659.75	46.8%
406.356 · Drug & Alcohol Testing	0.00	200.00	-200.00	0.0%
406.37 · Maint. & Repairs Equipment	284.51	500.00	-215.49	56.9%
406.38 · Equipment Rentals	2,331.30	11,000.00	-8,668.70	21.2%
406.74 · Major Equipment	0.00	5,000.00	-5,000.00	0.0%
Total 406 · General Administration	8,155.41	33,200.00	-25,044.59	24.6%
407-408 · Data Processing				
407.25 · Computer HW/SW Maint	0.00	500.00	-500.00	0.0%
407.32 · IT Expenses	6,494.00	7,500.00	-1,006.00	86.6%
407.42 · Subscription Service/SaaS	4,440.00	30,000.00	-25,560.00	14.8%
407.75 · Capital Purchases	0.00	5,000.00	-5,000.00	0.0%
Total 407-408 · Data Processing	10,934.00	43,000.00	-32,066.00	25.4%
408 · Engineering Fees				
408.31 · Engineering - General Services	9,303.81	15,000.00	-5,696.19	62.0%
408.315 · Engineering - Retainer	300.00	1,200.00	-900.00	25.0%
Total 408 · Engineering Fees	9,603.81	16,200.00	-6,596.19	59.3%
409 · Municipal Properties				
409.21 · Maintenance Supplies	209.95	2,000.00	-1,790.05	10.5%
409.36 · Utilities	5,726.41	25,000.00	-19,273.59	22.9%
409.361 · Utilities - District Magistrate	1,855.38	6,500.00	-4,644.62	28.5%
409.37 · Repairs/Maintenance	6,099.32	10,000.00	-3,900.68	61.0%
409.371 · Repairs/Maint- Dist. Magistrate	0.00	2,000.00	-2,000.00	0.0%
409.45 · Contracts - Custodian/Mats	2,401.20	10,000.00	-7,598.80	24.0%
409.50 · Municipal Prop. Misc.	4,132.69	5,000.00	-867.31	82.7%
409.71 · Cap Improvements - Dist. Magist	0.00	2,500.00	-2,500.00	0.0%
409.76 · Deposit/Refunds-Community Room	0.00	1,000.00	-1,000.00	0.0%
Total 409 · Municipal Properties	20,424.95	64,000.00	-43,575.05	31.9%

BOROUGH OF CRAFTON
GENERAL FUND FINANCIAL REPORT
 January through March 2021

	Jan - Mar 21	Budget	\$ Over Bud...	% of Bud...
410 · Police Services				
410.12 · Salaries - Police Officers	178,387.32	750,000.00	-571,612.68	23.8%
410.121 · Salary - Chief	25,811.28	103,245.00	-77,433.72	25.0%
410.13 · Longevity - Police	1,750.00	5,500.00	-3,750.00	31.8%
410.14 · Salary - Police Secretary	8,730.00	38,000.00	-29,270.00	23.0%
410.154 · Health & Accident & STD	1,451.40	4,500.00	-3,048.60	32.3%
410.156 · Hospitalization	28,538.84	135,000.00	-106,461.16	21.1%
410.161 · Social Security	18,572.89	80,000.00	-61,427.11	23.2%
410.162 · Unemployment Compensation	345.24	6,000.00	-5,654.76	5.8%
410.163 · FSA	222.50	5,000.00	-4,777.50	4.5%
410.164 · HRA	2,001.78	5,000.00	-2,998.22	40.0%
410.18 · Wages - Crossing Guards	16,134.97	91,775.00	-75,640.03	17.6%
410.181 · Wages - Jail Guards	0.00	1,000.00	-1,000.00	0.0%
410.19 · O.T. Police (see 380.12 Reimb.)	4,778.20	25,000.00	-20,221.80	19.1%
410.191 · Court /School - Reimb Expenses	600.00	3,500.00	-2,900.00	17.1%
410.192 · Court Overtime	2,245.47	50,000.00	-47,754.53	4.5%
410.193 · DANET O.T. (See 380.05 offset)	0.00	4,000.00	-4,000.00	0.0%
410.21 · Office Supplies/Postage	16.42	2,800.00	-2,783.58	0.6%
410.22 · Ammunition	0.00	1,500.00	-1,500.00	0.0%
410.23 · Uniform Allowance	1,280.92	12,250.00	-10,969.08	10.5%
410.232 · Uniform Allowance - Crossing Gu	0.00	500.00	-500.00	0.0%
410.24 · Fuel Expense	3,592.91	11,000.00	-7,407.09	32.7%
410.25 · Maintenance Equip.-Supplies	283.14	2,800.00	-2,516.86	10.1%
410.26 · Minor Equipment	16.99	5,000.00	-4,983.01	0.3%
410.32 · Communications	2,142.68	10,500.00	-8,357.32	20.4%
410.321 · IT Expense	10,898.00	7,000.00	3,898.00	155.7%
410.354 · Worker's Compensation	11,586.42	46,000.00	-34,413.58	25.2%
410.355 · Worker's Comp.--School Guards	1,559.88	6,000.00	-4,440.12	26.0%
410.37 · Vehicle Maintenance	1,085.01	6,500.00	-5,414.99	16.7%
410.42 · Dues Police Chief	950.00	1,000.00	-50.00	95.0%
410.421 · Dues - Police Officers	0.00	1,100.00	-1,100.00	0.0%
410.45 · Animal Control	600.00	4,000.00	-3,400.00	15.0%
410.53 · Civil Service Commission	0.00	3,000.00	-3,000.00	0.0%
410.531 · Physicals Patrolman	0.00	1,000.00	-1,000.00	0.0%
410.74 · Capital Outlay	0.00	40,000.00	-40,000.00	0.0%
410.75 · Training - Police Officers	2,150.19	7,000.00	-4,849.81	30.7%
410.751 · Training - Police Chief	75.00	1,000.00	-925.00	7.5%
410.76 · Computer Expense	2,874.60	6,000.00	-3,125.40	47.9%
410.77 · Video Recording Devices	0.00	8,000.00	-8,000.00	0.0%
Total 410 · Police Services	328,682.05	1,491,470.00	-1,162,787.95	22.0%
411 · Fire Protection				
411.02 · Foreign Fire Relief	0.00	27,000.00	-27,000.00	0.0%
411.10 · Physicals-Annual CVFD	500.00	1,500.00	-1,000.00	33.3%
411.22 · Operating Supplies	770.68	3,000.00	-2,229.32	25.7%
411.23 · Minor Equip. Repair	359.63	2,500.00	-2,140.37	14.4%
411.231 · Minor Equip. Purchase	4,775.07	6,500.00	-1,724.93	73.5%
411.24 · Fuel, Oil	870.84	6,000.00	-5,129.16	14.5%
411.32 · Communications	2,998.96	9,500.00	-6,501.04	31.6%
411.354 · Worker's Compensation	3,087.00	17,100.00	-14,013.00	18.1%
411.37 · Vehicle Maintenance	1,786.67	7,000.00	-5,213.33	25.5%
411.38 · Hydrant Rental	5,591.97	23,300.00	-17,708.03	24.0%
411.45 · Equip. Inspection & Testing	0.00	10,000.00	-10,000.00	0.0%
411.53 · Annual Contribution	9,999.99	40,000.00	-30,000.01	25.0%
411.70 · Major Equipment	0.00	27,500.00	-27,500.00	0.0%
411.90 · Trf to Fire Equip Fund	0.00	100,000.00	-100,000.00	0.0%
411.901 · Trf to Minor Equip. SCBA Fund	0.00	22,000.00	-22,000.00	0.0%
Total 411 · Fire Protection	30,740.81	302,900.00	-272,159.19	10.1%

BOROUGH OF CRAFTON
GENERAL FUND FINANCIAL REPORT
 January through March 2021

	Jan - Mar 21	Budget	\$ Over Bud...	% of Bud...
413-414 · Code Enforcement & Zoning				
413.12 · Salary - Fire Marshal	0.00	5,000.00	-5,000.00	0.0%
413.14 · Zoning Inspections	2,199.00	10,000.00	-7,801.00	22.0%
413.15 · Wages - Part Time Staff	6,048.39	60,000.00	-53,951.61	10.1%
413.154 · Health & Accident & STD	0.00	1,500.00	-1,500.00	0.0%
413.161 · Social Security	553.04	2,200.00	-1,646.96	25.1%
413.162 · Unemployment Compensation	0.00	500.00	-500.00	0.0%
413.21 · Office Supplies	67.94	1,000.00	-932.06	6.8%
413.24 · Fuel	27.23	750.00	-722.77	3.6%
413.28 · Uniforms	0.00	500.00	-500.00	0.0%
413.32 · Communic/Internet - Ord. Offcr	428.42	2,200.00	-1,771.58	19.5%
413.33 · Travel Exp-Ordin.Officer	0.00	500.00	-500.00	0.0%
413.354 · Worker's Compensation	14.97	200.00	-185.03	7.5%
413.37 · Vehicle Repairs	0.00	3,000.00	-3,000.00	0.0%
413.46 · Training & Education	0.00	1,000.00	-1,000.00	0.0%
413.47 · Bldg Permit DCED	0.00	200.00	-200.00	0.0%
414.12 · Bldg Permit-Inspection Fees	1,124.60	15,000.00	-13,875.40	7.5%
414.14 · ZHB - Court Reporter/Sec'y	130.00	500.00	-370.00	26.0%
414.21 · ZHB Office-Adv-Postage	0.00	200.00	-200.00	0.0%
414.31 · ZHB Legal Services	0.00	1,200.00	-1,200.00	0.0%
414.46 · Recodify Boro Ordinances	1,195.00	2,500.00	-1,305.00	47.8%
414.74 · Capital Outlay	0.00	8,500.00	-8,500.00	0.0%
Total 413-414 · Code Enforcement & Zoning	11,788.59	116,450.00	-104,661.41	10.1%
427 · Sanitation Contract				
427.10 · Garbage Contract	126,618.30	506,500.00	-379,881.70	25.0%
427.12 · Recycling Contract	20,240.10	80,900.00	-60,659.90	25.0%
Total 427 · Sanitation Contract	146,858.40	587,400.00	-440,541.60	25.0%
430 · Public Works Department				
430.10 · Salary - P/W Foreman	27,123.34	66,100.00	-38,976.66	41.0%
430.14 · Salaries - Full Time Employees	70,891.20	330,000.00	-259,108.80	21.5%
430.15 · Wages - Reg. Overtime Pay	237.96	5,000.00	-4,762.04	4.8%
430.154 · Health & Accident & STD	820.80	2,500.00	-1,679.20	32.8%
430.156 · Hospitalization	20,302.59	100,000.00	-79,697.41	20.3%
430.16 · Wages - P/W Part Time	15,480.00	10,000.00	5,480.00	154.8%
430.161 · Social Security	9,548.27	35,000.00	-25,451.73	27.3%
430.162 · Unemployment Compensation	363.59	3,000.00	-2,636.41	12.1%
430.163 · FSA	0.00	3,000.00	-3,000.00	0.0%
430.164 · HRA	1,506.10	5,000.00	-3,493.90	30.1%
430.18 · Wages - P/W Seasonal Employment	0.00	30,000.00	-30,000.00	0.0%
430.21 · Public Works - Misc. Supplies	1,170.66	3,000.00	-1,829.34	39.0%
430.23 · Uniforms	1,092.34	7,500.00	-6,407.66	14.6%
430.24 · Fuel	6,168.83	12,000.00	-5,831.17	51.4%
430.25 · Repairs - Maintenance	12,328.86	25,000.00	-12,671.14	49.3%
430.26 · Small Tools	3,741.27	5,000.00	-1,258.73	74.8%
430.27 · Computer H/W & S/W	288.00	2,500.00	-2,212.00	11.5%
430.32 · Communications	1,399.32	4,000.00	-2,600.68	35.0%
430.354 · Worker's Compensation	6,824.52	27,000.00	-20,175.48	25.3%
430.356 · Drug/Alcohol Testing	75.00	500.00	-425.00	15.0%
430.36 · Utilities	2,881.51	8,000.00	-5,118.49	36.0%
430.37 · Vehicle Repairs	5,755.17	10,000.00	-4,244.83	57.6%
430.42 · Licenses, Permits and Training	105.50	2,000.00	-1,894.50	5.3%
430.74 · Vehicle Capital Purchase	0.00	27,000.00	-27,000.00	0.0%
432.14 · Wages - Snow Removal Overtime	12,128.38	10,000.00	2,128.38	121.3%
432.22 · Anti-Skid Materials	43,929.85	45,000.00	-1,070.15	97.6%
433.22 · Signs & Posts	0.00	5,000.00	-5,000.00	0.0%
433.45 · Traffic Signals Maintenance	0.00	5,000.00	-5,000.00	0.0%
433.451 · Traffic Signals - Elect. Supply	849.04	6,500.00	-5,650.96	13.1%
434.45 · Street Lighting - Elect. Supply	21,950.00	85,000.00	-63,050.00	25.8%
435.22 · Material - Curbing Supplies	0.00	5,000.00	-5,000.00	0.0%
435.245 · Material - Stairs and Sidewalks	0.00	25,000.00	-25,000.00	0.0%

BOROUGH OF CRAFTON
GENERAL FUND FINANCIAL REPORT
 January through March 2021

	Jan - Mar 21	Budget	\$ Over Bud...	% of Bud...
438.22 · Material- Roads Supplies	716.47	10,000.00	-9,283.53	7.2%
438.38 · Rental Equipment	1,246.59	2,500.00	-1,253.41	49.9%
Total 430 · Public Works Department	268,925.16	922,100.00	-653,174.84	29.2%
452-453 · Swimming Pool Expenses				
452.14 · Wages - Pool Personnel	0.00	80,000.00	-80,000.00	0.0%
452.15 · Wages - Pool Concess.	0.00	12,000.00	-12,000.00	0.0%
452.161 · Social Security	0.00	7,000.00	-7,000.00	0.0%
452.162 · Unemployment Compensation	0.00	2,300.00	-2,300.00	0.0%
452.20 · Pool Lic., Pmts,Trng, Clrnc	0.00	1,300.00	-1,300.00	0.0%
452.21 · Maintenance Supplies	0.00	2,500.00	-2,500.00	0.0%
452.22 · Pool Filter- Repairs & Supplies	0.00	12,000.00	-12,000.00	0.0%
452.23 · Operating Supplies	0.00	4,000.00	-4,000.00	0.0%
452.24 · Supplies - Concession Stand	0.00	15,000.00	-15,000.00	0.0%
452.25 · Pool- Repairs & Maintenance	0.00	3,000.00	-3,000.00	0.0%
452.26 · Pool Minor Equipment	0.00	3,500.00	-3,500.00	0.0%
452.27 · Computer H/W & Internet	229.07	3,500.00	-3,270.93	6.5%
452.32 · Communications	135.84	500.00	-364.16	27.2%
452.354 · Worker's Compensation	1,364.91	5,000.00	-3,635.09	27.3%
452.36 · Utilities	818.92	12,800.00	-11,981.08	6.4%
452.37 · Pool & Building - Rep/Maint	926.28	2,000.00	-1,073.72	46.3%
452.371 · Concession - Rep/Maint/Eq	0.00	1,500.00	-1,500.00	0.0%
452.72 · Capital Improvements	22,836.99	41,000.00	-18,163.01	55.7%
Total 452-453 · Swimming Pool Expenses	26,312.01	208,900.00	-182,587.99	12.6%
453 · Recreation Expenses				
453.22 · Other - Supplies Golf Course	0.00	500.00	-500.00	0.0%
453.23 · Sr. Dinner (offset 367.50)	0.00	3,000.00	-3,000.00	0.0%
453.37 · Maint/Repairs - Mini Golf	0.00	300.00	-300.00	0.0%
453.49 · Rec. Activities - Expenses	3,695.33	7,500.00	-3,804.67	49.3%
Total 453 · Recreation Expenses	3,695.33	11,300.00	-7,604.67	32.7%
454 · Parks				
454.25 · Maintenance Supplies	175.87	2,000.00	-1,824.13	8.8%
454.26 · Minor Equipment	0.00	2,000.00	-2,000.00	0.0%
454.36 · Utilities	826.91	7,000.00	-6,173.09	11.8%
454.37 · Maintenance - Repairs Services	2,650.45	10,000.00	-7,349.55	26.5%
454.75 · Park Equip.- Cap.Improvements	102,585.00	5,000.00	97,585.00	2,051.7%
454.76 · Deposit/Refunds - Park Shelters	0.00	500.00	-500.00	0.0%
Total 454 · Parks	106,238.23	26,500.00	79,738.23	400.9%
455 · Shade Trees				
455.22 · Shade Tree Operating Supplies	0.00	500.00	-500.00	0.0%
455.37 · Shade Tree Health Maintenance	3,574.95	25,000.00	-21,425.05	14.3%
455.44 · Shade Tree - Arborist	0.00	1,500.00	-1,500.00	0.0%
455.45 · Tree Plantings	0.00	5,000.00	-5,000.00	0.0%
455.46 · Boro Gardens	0.00	500.00	-500.00	0.0%
Total 455 · Shade Trees	3,574.95	32,500.00	-28,925.05	11.0%
456 · Libraries				
456.54 · Annual Contributions	20,500.02	82,000.00	-61,499.98	25.0%
Total 456 · Libraries	20,500.02	82,000.00	-61,499.98	25.0%

BOROUGH OF CRAFTON
GENERAL FUND FINANCIAL REPORT
 January through March 2021

	Jan - Mar 21	Budget	\$ Over Bud...	% of Bud...
457-459 · Community Activities				
457.295 · Seasonal Decorations	0.00	500.00	-500.00	0.0%
457.31 · Celebrates Fireworks	0.00	7,500.00	-7,500.00	0.0%
457.32 · Celebrates Operations	0.00	32,000.00	-32,000.00	0.0%
457.50 · Military Banner Expenses	70.00	750.00	-680.00	9.3%
458.22 · Community Center Supplies	0.00	250.00	-250.00	0.0%
458.55 · Crafton Performing Arts	0.00	250.00	-250.00	0.0%
459.56 · Borough Tributes	172.43	250.00	-77.57	69.0%
459.57 · Misc. Contributions	0.00	500.00	-500.00	0.0%
Total 457-459 · Community Activities	242.43	42,000.00	-41,757.57	0.6%
462-463 · Community & Economic Develop				
462.22 · Newsletter-Printing/Postage	0.00	14,000.00	-14,000.00	0.0%
462.34 · Advertising & Promotions	0.00	5,000.00	-5,000.00	0.0%
462.72 · Design & Mobility Improvements	0.00	30,000.00	-30,000.00	0.0%
Total 462-463 · Community & Economic Develop	0.00	49,000.00	-49,000.00	0.0%
471 · Debt Services - Principal				
471.21 · 2021 General Oblig. Bond	0.00	50,000.00	-50,000.00	0.0%
471.35 · Heavy Equipment Lease	3,290.92	13,350.00	-10,059.08	24.7%
471.351 · Dump Truck Lease	5,746.58	23,350.00	-17,603.42	24.6%
Total 471 · Debt Services - Principal	9,037.50	86,700.00	-77,662.50	10.4%
472 · Debt Services - Interest				
472.21 · 2021 General Oblig. Bond	0.00	157,005.00	-157,005.00	0.0%
472.35 · Heavy Equipment Lease	268.43	900.00	-631.57	29.8%
472.351 · Dump Truck Lease	622.81	2,145.00	-1,522.19	29.0%
Total 472 · Debt Services - Interest	891.24	160,050.00	-159,158.76	0.6%
483 · Agency And Trust				
483.01 · Police Pension Contrib.	10,706.63	47,050.00	-36,343.37	22.8%
483.10 · Police Pension Fund MMO	0.00	102,190.00	-102,190.00	0.0%
483.30 · Employee Pension Fund MMO	0.00	87,500.00	-87,500.00	0.0%
Total 483 · Agency And Trust	10,706.63	236,740.00	-226,033.37	4.5%
486 · Insurance				
486.01 · Compreh. Liability/Property Ins	1,922.50	90,000.00	-88,077.50	2.1%
486.03 · Drug Screening	0.00	500.00	-500.00	0.0%
486.81 · Property Loss Claims-Borough	1,495.14	10,000.00	-8,504.86	15.0%
486.82 · Property Loss-Damages - Other	0.00	1,000.00	-1,000.00	0.0%
Total 486 · Insurance	3,417.64	101,500.00	-98,082.36	3.4%
491 · Refunds of Prior Year Expenses				
491.02 · RE Tax Refund - Prior	0.00	2,000.00	-2,000.00	0.0%
491.03 · Refunds - LST	0.00	500.00	-500.00	0.0%
491.06 · Refunds - Trash Collection	0.00	500.00	-500.00	0.0%
491.10 · Prior Year Refunds - Other	2,539.18			
491.50 · Service Tax Credit - R/E Refund	0.00	1,000.00	-1,000.00	0.0%
491.51 · Service Tax Credit - EIT Refund	0.00	1,000.00	-1,000.00	0.0%
Total 491 · Refunds of Prior Year Expenses	2,539.18	5,000.00	-2,460.82	50.8%
492 · Interfund Operating Transfers				
492.30 · Transfer to Reserve Fund	0.00	34,631.00	-34,631.00	0.0%
Total 492 · Interfund Operating Transfers	0.00	34,631.00	-34,631.00	0.0%

**BOROUGH OF CRAFTON
GENERAL FUND FINANCIAL REPORT
January through March 2021**

	<u>Jan - Mar 21</u>	<u>Budget</u>	<u>\$ Over Bud...</u>	<u>% of Bud...</u>
499 · Emergency Declaration Expenses				
499.99 · COVID-19 Expenses	329.70	5,000.00	-4,670.30	6.6%
Total 499 · Emergency Declaration Expenses	<u>329.70</u>	<u>5,000.00</u>	<u>-4,670.30</u>	<u>6.6%</u>
Total Expense	<u>1,143,071.10</u>	<u>5,239,121.00</u>	<u>-4,096,049.90</u>	<u>21.8%</u>
Net Income	<u><u>211,682.65</u></u>	<u><u>0.00</u></u>	<u><u>211,682.65</u></u>	<u><u>100.0%</u></u>

Capital Projects Reserve Fund
CAPITAL PROJECT RESERVE FUND FINANCIAL REPORT
 January through March 2021

	<u>Jan - Mar ...</u>	<u>Budget</u>	<u>\$ Over Budget</u>	<u>% of ...</u>
Income				
341.01 Interest	0.00	25,000.00	-25,000.00	0.0%
357.01 Boro Hall Grant	0.00	180,000.00	-180,000.00	0.0%
357.02 Demo Grant	0.00	40,000.00	-40,000.00	0.0%
357.04 ALCOSAN Grow Grants	0.00	2,000,000.00	-2,000,000.00	0.0%
357.05 H2O Grant	0.00	250,000.00	-250,000.00	0.0%
393.10 Bond Proceeds	0.00	9,000,000.00	-9,000,000.00	0.0%
Total Income	0.00	11,495,000.00	-11,495,000.00	0.0%
Expense				
408 - Engineering				
408.30 General	844.50	50,000.00	-49,155.50	1.7%
408.31 Crafton Blvd Separation	125,424.01	200,000.00	-74,575.99	62.7%
408.32 Sycamore Separation	5,553.00	10,000.00	-4,447.00	55.5%
408.33 Woodlawn/Fountain Separ.	32,039.01	50,000.00	-17,960.99	64.1%
408.34 Crafton Park Separation	1,010.00	75,000.00	-73,990.00	1.3%
408.35 Broadhead Separation	891.50	75,000.00	-74,108.50	1.2%
408.36 Demolitions	0.00	12,500.00	-12,500.00	0.0%
408.37 Storm Water Reduction	0.00	15,000.00	-15,000.00	0.0%
408.38 Public Works Bldg	2,356.50	50,000.00	-47,643.50	4.7%
408.39 Johnston Sewer Rep	5,611.14	25,000.00	-19,388.86	22.4%
408.40 Belvidere St. Recon	0.00	70,000.00	-70,000.00	0.0%
Total 408 - Engineering	173,729.66	632,500.00	-458,770.34	27.5%
409-470 Project Construction				
409.37 Boro Bldg	0.00	250,000.00	-250,000.00	0.0%
409.38 Public Works Bldg	0.00	1,000,000.00	-1,000,000.00	0.0%
409.40 Belvidere Recon	0.00	687,500.00	-687,500.00	0.0%
413.45 Blight Remediation	0.00	85,000.00	-85,000.00	0.0%
429.11 Crafton Blvd Separ.	0.00	2,800,000.00	-2,800,000.00	0.0%
429.12 Sycamore Separation	0.00	50,000.00	-50,000.00	0.0%
429.13 Woodlawn/Fountain Separ.	0.00	1,200,000.00	-1,200,000.00	0.0%
429.14 Crafton Park Separ	0.00	0.00	0.00	0.0%
429.15 Broadhead Separation	0.00	0.00	0.00	0.0%
429.16 Johnston Sewer Repair	0.00	375,000.00	-375,000.00	0.0%
433.45 Green Light-Go	0.00	0.00	0.00	0.0%
439.10 Road/Sidewalk Rebuild	0.00	800,000.00	-800,000.00	0.0%
470.54 Parks & Recreation	0.00	10,000.00	-10,000.00	0.0%
Total 409-470 Project Construction	0.00	7,257,500.00	-7,257,500.00	0.0%
Total Expense	173,729.66	7,890,000.00	-7,716,270.34	2.2%
Net Income	-173,729.66	3,605,000.00	-3,778,729.66	-4.8%

Road Tax Fund FINANCIAL REPORT

January through March 2021


	<u>Jan - Mar 21</u>	<u>Budget</u>	<u>\$ Over Budget</u>	<u>% of Bu...</u>
Income				
301.10 Road Tax - Current	95,743.68	615,000.00	-519,256.32	15.6%
301.20 Road Tax - Prior	31,220.00	20,000.00	11,220.00	156.1%
319.01 Road Tax Pen/Int	1,109.00	5,000.00	-3,891.00	22.2%
Total Income	<u>128,072.68</u>	<u>640,000.00</u>	<u>-511,927.32</u>	<u>20.0%</u>
Gross Profit	128,072.68	640,000.00	-511,927.32	20.0%
Expense				
408.31 Engineering - Roads	10,325.88	15,000.00	-4,674.12	68.8%
408.315 Engineering - GLG	4,412.25			
408.32 Inspections	0.00	20,000.00	-20,000.00	0.0%
433.603 GLG - Grant Expenditure	13,218.38			
437.25 Equipment Repairs	0.00	2,500.00	-2,500.00	0.0%
438.22 In-House Paving Material	0.00	20,000.00	-20,000.00	0.0%
438.45 Road - Contract Services	663.40	25,000.00	-24,336.60	2.7%
439.45 Road Paving Program	0.00	335,000.00	-335,000.00	0.0%
491.10 Tax Refunds - Current	0.00	1,000.00	-1,000.00	0.0%
491.20 Tax Refund - Prior	0.00	1,000.00	-1,000.00	0.0%
492.30 Trf. to Capital Projects	0.00	220,500.00	-220,500.00	0.0%
Total Expense	<u>28,619.91</u>	<u>640,000.00</u>	<u>-611,380.09</u>	<u>4.5%</u>
Net Income	<u><u>99,452.77</u></u>	<u><u>0.00</u></u>	<u><u>99,452.77</u></u>	<u><u>100.0%</u></u>

Sewer Fund FINANCIAL REPORT

January through March 2021

	Jan - Mar...	Budget	\$ Over Bud...	% of B...
Income				
319 · Penalty & Interest				
319.10 · Sewage User Fees - P & I	1,609.24			
319 · Penalty & Interest - Other	1,996.32			
Total 319 · Penalty & Interest	3,605.56			
341 · Interest				
341.01 · Interest on Investments	34.91	12,000.00	-11,965.09	0.3%
Total 341 · Interest	34.91	12,000.00	-11,965.09	0.3%
357 · Grants				
357.04 · Miscellaneous Grants	262,618.90	94,250.00	168,368.90	278.6%
Total 357 · Grants	262,618.90	94,250.00	168,368.90	278.6%
364 · Sewer User Fees				
364.10 · Sewer User Fees - Current	506,161.18	2,095,000.00	-1,588,838.82	24.2%
364.101 · Sewer User Fees - Delinq.	6,053.70	15,000.00	-8,946.30	40.4%
Total 364 · Sewer User Fees	512,214.88	2,110,000.00	-1,597,785.12	24.3%
380-392 · Other Revenue				
380.00 · Alcosan Billing Reimb.	7,483.20	7,500.00	-16.80	99.8%
382 · Misc Income	34.12			
383.10 · Sewer Tap In Fees	0.00	1,500.00	-1,500.00	0.0%
392.08 · Trf from Sewer Fund Reserve	0.00	235,000.00	-235,000.00	0.0%
Total 380-392 · Other Revenue	7,517.32	244,000.00	-236,482.68	3.1%
Total Income	785,991.57	2,460,250.00	-1,674,258.43	31.9%
Gross Profit	785,991.57	2,460,250.00	-1,674,258.43	31.9%
Expense				
402 · Financial Administration				
402.31 · Billing Fees	7,431.97	27,000.00	-19,568.03	27.5%
402.46 · Meetings, Conferences, Training	0.00	2,500.00	-2,500.00	0.0%
Total 402 · Financial Administration	7,431.97	29,500.00	-22,068.03	25.2%
408 · Engineering				
408.130 · Consent Order	22,046.10	110,000.00	-87,953.90	20.0%
408.310 · General Projects	1,738.75	27,500.00	-25,761.25	6.3%
408.311 · Inspections	4,771.43	15,000.00	-10,228.57	31.8%
408.32 · Storm Water Reduction	0.00	25,000.00	-25,000.00	0.0%
Total 408 · Engineering	28,556.28	177,500.00	-148,943.72	16.1%
429 · Sewer Treatment Costs				
429.25 · Repair & Maintenance Supplies	51.15	1,800.00	-1,748.85	2.8%
429.26 · Small Tools & Equipment	0.00	5,000.00	-5,000.00	0.0%
429.31 · Professional Services	0.00	5,000.00	-5,000.00	0.0%
429.32 · Professional Services - GIS	0.00	5,000.00	-5,000.00	0.0%
429.33 · Fuel	703.18	0.00	703.18	100.0%
429.36 · ALCOSAN Charges	295,857.55	1,200,000.00	-904,142.45	24.7%
429.38 · Equipment Rental	0.00	5,000.00	-5,000.00	0.0%
429.45 · Contracted Services - Vactor	0.00	10,000.00	-10,000.00	0.0%
429.74 · Capital Purchases	0.00	30,000.00	-30,000.00	0.0%
Total 429 · Sewer Treatment Costs	296,611.88	1,261,800.00	-965,188.12	23.5%
430 · Sewer Repair Work				
430.37 · Vehicle Repairs	3,855.52	5,000.00	-1,144.48	77.1%
430.371 · Emergency Repairs	0.00	25,000.00	-25,000.00	0.0%
430.43 · Dues & Subscriptions	7,913.66	8,000.00	-86.34	98.9%
430.45 · Deficiency Corrections	33,093.91	473,920.00	-440,826.09	7.0%
430.451 · CCTV	0.00	30,000.00	-30,000.00	0.0%
430.74 · Capital Purchases	0.00	0.00	0.00	0.0%
473.704 · GROW Project Construction	462,178.32			

	<u>Jan - Mar...</u>	<u>Budget</u>	<u>\$ Over Bud...</u>	<u>% of B...</u>
Total 430 · Sewer Repair Work	507,041.41	541,920.00	-34,878.59	93.6%
436 · Backflow Prevenson				
436.10 · Backflow Prevention Program	0.00	8,000.00	-8,000.00	0.0%
Total 436 · Backflow Prevenson	0.00	8,000.00	-8,000.00	0.0%
437 · Equipment Repairs	0.00			
446 · Munic. Claim Commission				
446.10 · Claims Commission	409.70	2,500.00	-2,090.30	16.4%
Total 446 · Munic. Claim Commission	409.70	2,500.00	-2,090.30	16.4%
471 · Debt Services - Principal				
470.1 · Principal - Pennvest I	14,121.06	56,970.00	-42,848.94	24.8%
470.2 · Principal - Pennvest II	10,216.37	9,370.00	846.37	109.0%
471.35 · Principal - PNC - ELGIN Sweeper	13,125.74	53,270.00	-40,144.26	24.6%
Total 471 · Debt Services - Principal	37,463.17	119,610.00	-82,146.83	31.3%
472 · Debt Services - Interest				
471.1 · Interest - Pennvest I	2,463.21	41,200.00	-38,736.79	6.0%
471.2 · Interest - Pennvest II	1,921.57	7,380.00	-5,458.43	26.0%
472.35 · Interest - PNC - ELGIN Sweeper	1,651.54	5,840.00	-4,188.46	28.3%
Total 472 · Debt Services - Interest	6,036.32	54,420.00	-48,383.68	11.1%
495 · Interfund Transfer				
495.10 · Transfer to General Fund	0.00	265,000.00	-265,000.00	0.0%
495.11 · Transfer to Capital Fund	0.00	0.00	0.00	0.0%
Total 495 · Interfund Transfer	0.00	265,000.00	-265,000.00	0.0%
Total Expense	<u>883,550.73</u>	<u>2,460,250.00</u>	<u>-1,576,699.27</u>	<u>35.9%</u>
Net Income	<u>-97,559.16</u>	<u>0.00</u>	<u>-97,559.16</u>	<u>100.0%</u>



Jordan Tax Service, Inc.

102 Rahway Road • McMurray, PA 15317-3349

(412) 835-5243 • Fax (412) 835-5244

(724) 731-2300 • Fax (724) 731-2398

www.jordantax.com

Tax & Record
Services

Municipal

Business

Individual

April 13, 2021

Borough of Crafton
Douglas Sample, Manager
Municipal Building
100 Stotz Avenue
Pittsburgh, PA 15205

Re: Delinquent Earned Income & Net Profits Tax
Collection Summary Report
March, 2021

Detailed below are the Delinquent Earned Income Tax Collections remitted to the Borough for the Month of March, 2021:

PERIOD	TAX	PEN & INT	MUNICIPAL SHARE (50.00%)	
			MONTH	YEAR TO DATE
2011 and Prior	\$ 500.00	\$ -	\$ 500.00	\$ 1,637.72
Add: Commissions	50.00	-	50.00	163.78
Refunds Issued	-	-	-	-
Net Collections	<u>\$ 550.00</u>	<u>\$ -</u>	<u>\$ 550.00</u>	<u>\$ 1,801.50</u>

Amounts Transferred:

Date	Reference	Amount
03/31/21	Ck #2383	\$ 550.00
Total Transfers		<u>\$ 550.00</u>

We have enclosed our invoice for services.

Very truly yours,
JORDAN TAX SERVICE, INC.

WILLIAM R. LINNERT, JR.

WRLjr/hlk

BOROUGH OF CRAFTON
Earned Income Tax Collections
January through March 2021

	<u>Jan - Mar...</u>	<u>Budget</u>	<u>\$ Over Bu...</u>	<u>% of B...</u>
Income				
310 · Act 511 Taxes				
310.21 · EIT - Current	12,704.69	595,000.00	-582,295.31	2.1%
310.22 · EIT - Prior	205,547.23	235,000.00	-29,452.77	87.5%
Total 310 · Act 511 Taxes	<u>218,251.92</u>	<u>830,000.00</u>	<u>-611,748.08</u>	<u>26.3%</u>
319 · Penalty/Interest				
319.12 · P&I - EIT	56.46	1,000.00	-943.54	5.6%
Total 319 · Penalty/Interest	<u>56.46</u>	<u>1,000.00</u>	<u>-943.54</u>	<u>5.6%</u>
Total Income	<u>218,308.38</u>	<u>831,000.00</u>	<u>-612,691.62</u>	<u>26.3%</u>
Gross Profit	218,308.38	831,000.00	-612,691.62	26.3%
Expense				
403 · Tax Collection				
403.48 · Jordan-Act 32 SWTax ...	4,073.96	15,000.00	-10,926.04	27.2%
Total 403 · Tax Collection	<u>4,073.96</u>	<u>15,000.00</u>	<u>-10,926.04</u>	<u>27.2%</u>
Total Expense	<u>4,073.96</u>	<u>15,000.00</u>	<u>-10,926.04</u>	<u>27.2%</u>
Net Income	<u><u>214,234.42</u></u>	<u><u>816,000.00</u></u>	<u><u>-601,765.58</u></u>	<u><u>26.3%</u></u>


COLLECTIONS

DISTRIBUTIONS

Tax Year	Deposit Date	Batch ID	Resident Tax Amount	Non-Resident Tax Amount	Penalty/Interest Amount	Costs & Credits	Total Collections	Dist Year	Resident Tax Amount	Non-Resident Tax Amount	Penalty/Interest Amount	TCD Commission	Charges & Credits	Distribution Date	Total Distribution
Grand Total			4,507.37	0.00	0.00	0.00	2021	4,507.37	0.00	0.00	(92.57)	0.00	2021-03-31	\$4,414.80	

CURRENT YEAR TO DATE DISTRIBUTIONS

Resident Tax Amount	Non-Resident Tax Amount	Penalty/Interest Amount	Costs & Credits	Total Collections	Dist Year	Resident Tax Amount	Non-Resident Tax Amount	Penalty/Interest Amount	TCD Commission	Charges & Credits	Total Distribution
DELQ-13 Collections	45.46	0.00	0.00	45.46	2021	45.46	0.00	0.00	0.00	0.00	\$45.46
DELQ-17 Collections	159.64	0.00	0.00	159.64	2021	159.64	0.00	0.00	0.00	0.00	\$159.64
DELQ-18 Collections	264.95	0.00	0.00	264.95	2021	264.95	0.00	0.00	0.00	0.00	\$264.95
DELQ-19 Collections	433.45	0.00	0.00	433.45	2021	433.45	0.00	0.00	0.00	0.00	\$433.45
DELQ-20 Collections	57.37	0.00	4.32	61.69	2021	57.37	0.00	4.32	0.00	0.00	\$61.69
2013 Collections	12.07	0.00	0.00	12.07	2021	12.07	0.00	0.00	(0.22)	0.00	\$11.85
2016 Collections	(154.37)	0.00	0.00	(154.37)	2021	(154.37)	0.00	0.00	2.78	0.00	(\$151.59)
2017 Collections	117.79	0.00	0.00	117.79	2021	117.79	0.00	0.00	0.00	0.00	\$117.79
2017 Refunds	(60.00)	0.00	0.00	(60.00)	2021	(60.00)	0.00	0.00	0.00	0.00	(\$60.00)
2018 Collections	(253.62)	0.00	0.00	(253.62)	2021	(253.62)	0.00	0.00	4.57	0.00	(\$249.05)
2018 Refunds	(179.50)	0.00	0.00	(179.50)	2021	(179.50)	0.00	0.00	0.00	0.00	(\$179.50)
2019 Collections	6,089.02	0.00	14.50	6,103.52	2021	6,089.02	0.00	14.50	(109.89)	0.00	\$5,993.63
2019 Refunds	(1,138.00)	0.00	0.00	(1,138.00)	2021	(1,138.00)	0.00	0.00	0.00	0.00	(\$1,138.00)
2020 Collections	207,936.65	1,183.82	37.64	209,158.11	2021	207,936.65	1,183.82	37.64	(3,758.52)	0.00	\$205,399.59
2020 Refunds	(8,967.50)	0.00	0.00	(8,967.50)	2021	(8,967.50)	0.00	0.00	0.00	0.00	(\$8,967.50)
2021 Collections	12,704.69	0.00	0.00	12,704.69	2021	12,704.69	0.00	0.00	(212.68)	0.00	\$12,492.01
Current Year To Date	217,068.10	1,183.82	56.46	218,308.38	2021	217,068.10	1,183.82	56.46	(4,073.96)	0.00	YTD \$214,234.42



Jordan Tax Service, Inc.

102 Rahway Road • McMurray, PA 15317-3349

(412) 835-5243 • Fax (412) 835-5244

(724) 731-2300 • Fax (724) 731-2398

www.jordantax.com

Tax & Record
Services

Municipal

Business

Individual

April 13, 2021

Borough of Crafton
Douglas Sample, Manager
Municipal Building
100 Stotz Avenue
Pittsburgh, PA 15205

RE: Business Privilege Tax
Collection Summary Report
March, 2021

Detailed below are the Business Privilege Tax Collections remitted to the Borough for the Collection Period of March 1, 2021 through March 31, 2021:

<u>PERIOD</u>	<u>TAX</u>	<u>LICENSE</u>	<u>PEN & INT</u>	<u>TOTAL COLLECTIONS</u>	<u>YEAR TO DATE</u>
2019 and Prior	\$ -	\$ -	\$ -	\$ -	\$ -
2020	36.36	10.00	4.35	50.71	1,132.69
2021	850.49	20.00	-	870.49	935.49
Total Collections	886.85	30.00	4.35	921.20	2,068.18
Refunds Issued	-	-	-	-	-
	<u>\$ 886.85</u>	<u>\$ 30.00</u>	<u>\$ 4.35</u>	<u>\$ 921.20</u>	<u>\$ 2,068.18</u>
Net Collections				<u>\$ 921.20</u>	<u>\$ 2,068.18</u>


Amounts Deposited:

<u>Date</u>	<u>Batch #</u>	<u>Amount</u>
03/02/21	43	\$ 50.71
03/24/21	02	870.49
Total Deposited		<u>\$ 921.20</u>

We have enclosed our invoice for services.

Very truly yours,
JORDAN TAX SERVICE, INC.

WILLIAM R. LINNERT, JR.



Jordan Tax Service, Inc.

102 Rahway Road • McMurray, PA 15317-3349

(412) 835-5243 • Fax (412) 835-5244

(724) 731-2300 • Fax (724) 731-2398

www.jordantax.com

Tax & Record
Services

Municipal

Business

Individual

April 13, 2021

Borough of Crafton
Douglas Sample, Manager
Municipal Building
100 Stotz Avenue
Pittsburgh, PA 15205

Re: Local Services Tax Collections
Collection Summary Report
March, 2021

Detailed below are the Local Services Tax Collections remitted to the Borough for the Collection Period of March 1, 2021 through March 31, 2021:

<u>PERIOD</u>	<u>TAX</u>	<u>PEN & INT</u>	<u>TOTAL COLLECTIONS</u>	<u>YEAR TO DATE</u>
2019 and Prior	\$ -	\$ -	\$ -	\$ 10.00
2020	1,551.67	-	1,551.67	12,332.65
2021	52.00	-	52.00	52.00
Total Collections	1,603.67	-	1,603.67	12,394.65
Refunds Issued	-	-	-	-
	<u>\$ 1,603.67</u>	<u>\$ -</u>	<u>\$ 1,603.67</u>	<u>\$ 12,394.65</u>
Net Collections			<u>\$ 1,603.67</u>	<u>\$ 12,394.65</u>

Amounts Remitted:

<u>Date</u>	<u>Batch #</u>	<u>Amount</u>
03/01/21	43	\$ 1,375.71
03/03/21	44	1.96
03/24/21	45/01	226.00


Total Deposited

\$ 1,603.67

We have enclosed our invoice for services.

Very truly yours,
JORDAN TAX SERVICE, INC.

WILLIAM R. LINNERT, JR.



Jordan Tax Service, Inc.

102 Rahway Road • McMurray, PA 15317-3349

(412) 835-5243 • Fax (412) 835-5244

(724) 731-2300 • Fax (724) 731-2398

www.jordantax.com

Tax & Record
Services

Municipal

Business

Individual

April 13, 2021

Borough of Crafton
Douglas Sample, Manager
Municipal Building
100 Stotz Avenue
Pittsburgh, PA 15205

RE: Trash Removal
Collection Summary Report
March, 2021

Detailed below are the 2021 Trash Removal Collections remitted to the Borough for the Month of March, 2021:

	<u>BILLING FEE</u>	<u>GARBAGE</u>	<u>TOTAL CURRENT PERIOD</u>	<u>YEAR TO DATE</u>
FACE TAX	\$ 2,935.00	\$ 161,352.51	\$ 164,287.51	\$ 438,360.83
Less: Discount	-	(5,750.00)	(5,750.00)	(18,595.50)
Plus: Penalty	-	-	-	-
Total Collections	\$ 2,935.00	\$ 155,602.51	\$ 158,537.51	\$ 419,765.33


Amounts Deposited:

<u>Date</u>	<u>Amount</u>
03/05/21	\$ 76,359.35
03/12/21	28,782.60
03/19/21	24,775.06
04/02/21	28,620.50
Total	158,537.51
Less: Refunds	-
Total Deposits	\$ 158,537.51

	<u>BILLING</u>	<u>GARBAGE</u>	<u>YEAR-TO-DATE</u>
FACE BALANCE 02/01/2021	\$ 9,870.00	\$ 597,310.00	\$ 607,180.00
Add: Additions	-	46.00	46.00
Less: Deletions	-	(230.00)	(230.00)
ADJUSTED FACE BALANCE	9,870.00	597,126.00	606,996.00
Less: Total Collections	(7,565.00)	(430,795.83)	(438,360.83)
Less: Turned Over to Delinquent	-	-	-
FACE BALANCE 03/31/2021	\$ 2,305.00	\$ 166,330.17	\$ 168,635.17

Very truly yours,
JORDAN TAX SERVICE, INC.

WILLIAM R. LINNERT, JR.



Jordan Tax Service, Inc.

102 Rahway Road • McMurray, PA 15317-3349

(412) 835-5243 • Fax (412) 835-5244

(724) 731-2300 • Fax (724) 731-2398

www.jordantax.com

Tax & Record
Services

Municipal

Business

Individual

April 13, 2021

Borough of Crafton
Douglas Sample, Manager
Municipal Building
100 Stotz Avenue
Pittsburgh, PA 15205

Re: Real Estate Taxes
Collection Summary Report
March, 2021

Detailed below are the 2021 Real Estate Tax Collections deposited to the Borough account for the Month of March, 2021:

	CURRENT PERIOD			YEAR TO DATE
	REAL ESTATE	ROAD	TOTAL	
FACE TAX	\$ 279,546.06	\$ 112,060.51	\$ 391,606.57	\$ 391,606.57
Less: Discount	(5,566.76)	(2,183.39)	(7,750.15)	(7,750.15)
Plus: Penalty	-	-	-	-
Total Collections	<u>\$ 273,979.30</u>	<u>\$ 109,877.12</u>	<u>\$ 383,856.42</u>	<u>\$ 383,856.42</u>

Amounts Deposited:

Date	Batch #	Amount
03/05/21	52/01	\$ 95,133.68
03/10/21	02	69,450.21
03/12/21	03	74,767.15
03/18/21	53/04	48,553.61
03/24/21	05	47,249.13
03/30/21	54/06	48,702.64
Total Deposits		383,856.42
Less: Refunds		-
Net Collections		<u>\$ 383,856.42</u>

	2020	2020	2021	2021	TOTAL
	REAL ESTATE	ROAD	REAL ESTATE	ROAD	
FACE BALANCE 3/1/2021	\$ 10,433.99	\$ 3,533.16	\$ -	\$ -	\$ 13,967.15
Add: Billing 3/1/2021	-	-	1,692,839.96	663,965.74	2,356,805.70
Add: Additions	-	-	-	-	-
Less: Exonerations	(239.28)	(81.02)	-	-	(320.30)
ADJUSTED FACE BALANCE	10,194.71	3,452.14	1,692,839.96	663,965.74	2,370,452.55
Less: Total Collections	(1,485.56)	(503.03)	(278,060.50)	(111,557.48)	(391,606.57)
Less: Turned Over to Delinquent	-	-	-	-	-
FACE BALANCE 03/31/2021	<u>\$ 8,709.15</u>	<u>\$ 2,949.11</u>	<u>\$ 1,414,779.46</u>	<u>\$ 552,408.26</u>	<u>\$ 1,978,845.98</u>

Very truly yours,
JORDAN TAX SERVICE, INC.

William R. Linnert, Jr.
WILLIAM R. LINNERT, JR.

Tax Collector's Monthly Report to Taxing Districts

For the Month of MARCH, 2021
BOROUGH OF CRAFTON Taxing District

		Real Estate	Road	Prior Years Real Estate	Prior Years Road
A. Collections					
1.	Balance Collectable-Beginning of Month	1,692,839.96	663,965.74	10,433.99	3,533.16
2A.	Additions: During the Month(*)				
2B.	Deductions: Credits During the Month - (from line 17)				
3.	Total Collectable	1,692,839.96	663,965.74	10,433.99	3,533.16
4.	Less: Face Collections for the Month	278,060.50	111,557.48	1,485.56	503.03
5.	Less: Deletions from the List (Gentifications)				
6.	Less: Exonerations (*)			239.28	81.02
7.	Less: Liens/Non-Lienable Installments(*)				
8.	Balance Collectable - End of Month	1,414,779.46	552,408.26	8,709.15	2,949.11
B. Reconciliation of Cash Collected					
9.	Face Amount of Collections - (must agree with line 4)	278,060.50	111,557.48	1,485.56	503.03
10.	Plus: Penalties	0.00	0.00	0.00	0.00
11.	Less: Discounts	5,566.76	2,183.39	0.00	0.00
12.	Total Cash Collector per Column	272,493.74	109,374.09	1,485.56	503.03
13.	Total Cash Collected				383,856.42
C. Payment of Taxes					
14.	Amount Remitted During the Month (*)				
	Date	Transaction #	Amount	TOTAL ALL TAXES	
	3/5/2021	52/01	95,133.68		
	3/10/2021	02	69,450.21		
	3/12/2021	03	74,767.15		
	3/18/2021	53/04	48,553.61		
	3/24/2021	05	47,249.13		
	3/30/2021	54/06	48,702.64		
			Total	\$	383,856.42
15.	Amount paid with this Report Applicable to this Reporting Month	Trx. #		\$	383,856.42
16.	Total Remitted This Month			\$	383,856.42
17.	List, Other Credit Adjustments (*)	Parcel #	Name	Amount	
18.	Interest Earnings (if applicable)				
	Taxing District Use (Optional)				
	Carryover from Previous Month				
	Amount Collected This Month				
	Less Amount Paid This Month				
	Ending Balance				

William R. J...
 Agent Acting on behalf of the Tax Collector
 Date 4/3/21

*+ Prior Yr. Collection: I verify this is a complete and accurate reporting of the balance collectable, taxes collected remitted for the month.
 Received by (taxing district) William R. J... Title: Tax Collector Date 4/19/21
 I acknowledge the receipt of this report.

JORDAN TAX SERVICE, INC.
102 RAHWAY ROAD
MCMURRAY, PA 15317-3349
(724) 731-2300

April 16, 2021

Borough of Crafton
 Douglas Sample, Manager
 Municipal Building
 100 Stotz Avenue
 Pittsburgh, PA 15205

Gentlemen:

We are forwarding herewith counterfoils for delinquent taxes and municipal claims collected and satisfied since date of our last report. We are also forwarding deposit slips as summarized below and the Prothonotary's receipts for satisfaction costs advanced by our office.

DELINQUENT TAXES:

Receipts: #14031-14059, 14061-14065, 14067-14069 (#14060 "NO CONSIDERATION PASSING") (#14066 "VOID")

	Face Tax	Penalty	Interest	Costs	TOTAL
Prior	3,473.43	315.45	1,307.45	140.00	5,236.33
2020	14,880.34	1,750.10	-	126.00	16,756.44
Record/Sheriff Sale Costs					2,256.50
Commission Collected					1,416.70

MUNICIPAL CLAIMS: "Trash"

Receipts: #2462-2501, 2503-2512 (#2502 "NO CONSIDERATION PASSING")

	Face Tax	Penalty	Interest	Costs	Comm	TOTAL
Commission Collected	11,960.46	1,170.47	-	325.33	-	13,456.26
						679.68

MUNICIPAL CLAIMS: "Trash"

Receipts: #4446, 4449, 4452 (#4447 "NO CONSIDERATION PASSING")

	Face Tax	Penalty	Interest	Costs	Comm	TOTAL
Commission Collected	238.10	19.15	39.30	-	-	296.55
						17.74

MUNICIPAL CLAIMS: "Sewage"

Receipts: #4450-4451 (#4448 "NO CONSIDERATION PASSING")

	Face Tax	Penalty	Interest	Costs	Comm	TOTAL
Commission Collected	253.77	-	-	-	-	253.77
						12.68

Total Collections, Taxes and Claims:

Real Estate	\$ 25,665.97	Ck. #1488	<u>\$ 40,382.65</u>
Trash	\$ 14,450.23	Ck. #1489	
Sewage	\$ 266.45	Ck. #1490	

Deposits Per Enclosed Receipts:

DATE	AMOUNT	DATE	AMOUNT	DATE	AMOUNT
03/02/21	74.67	03/12/21	685.16	03/22/21	2,913.74
03/03/21	2,655.52	03/15/21	2.54	03/22/21	3,892.57
03/04/21	827.72	03/15/21	8,058.58	03/23/21	110.00
03/10/21	2,412.90	03/16/21	125.00	03/23/21	201.21
03/10/21	12,062.39	03/17/21	2,256.50	03/23/21	455.74
03/12/21	474.84	03/19/21	3,173.57		

Total Deposits

40,382.65

*Partial Payments Not Yet Applied - \$491.87

JORDAN TAX SERVICE, INC.


 William R. Linnert, Jr.

**BOROUGH OF CRAFTON
POLICE DEPARTMENT**

MARK A. SUMPTER
CHIEF OF POLICE

100 STOTZ AVENUE
CRAFTON, PENNSYLVANIA 15205

JAMES G. BLOOM
MAYOR



April 22, 2021

Crafton Police responded to 176 complaints during the month of March 2021.

The following 3 pages attached show a printout of the calls answered by Crafton Police.

Paid parking tags paid at the window – \$90.00

Copies of Police Reports – \$135.00

No solicitor permits were issued for the month of March

One truck permit was issued for the month of March - \$10.00

Fines collected by the Magistrate and paid to the borough for March - \$1,580.17

There were 30 citations issued, 8 citation warnings, 6 Parking tags, 0 AccuTrak - total 44

Crafton Borough had no narcotic related calls for the month of March 2021. Naloxone (Narcan) was used 0 times by EMS and 0 times by police.

Mileage on Police Cars:

Unit # 11-1 - 2,575 miles ending at 31,085

Unit # 11-2 - 2,536 miles ending at 37,072

Unit # 11-3 - 305 miles ending at 68,262

Respectfully submitted,

Barbara H. Berkhouse

Barbara H. Berkhouse
Police Secretary

Calls for Service - by Keyword



CRAFTON BOROUGH

Incidents Reported Between 03/01/2021 and 03/31/2021

Code	Description	Primary Count	Secondary UCR Count		
			Code 2	Code 3	Code 4
ABANDON VE					
2810	TWP ORD-ABANDONED VEH (INCLUDING STATE)	1			
ACCIDENT M					
3100	MOTOR VEHICLE ACCIDENTS	6			
6004	TRAFFIC ACC. INVOLVING PROPERTY DAMAGE	1			
6008	ACCIDENT INVOLVING NONINJURY	4			
		11			
ALARM					
3810	SERVICE CALL-ALARMS-UNFOUNDED-EXCPT FIRE	9			
3840	FIRES (INCLUDING ALARMS-FOUNDED/UNFOUND)	3			
		12			
ALL ORDINA					
2830	TWP ORD-ALL OTHER	1			
ANIMAL					
3805	SERVICE CALL-ANIMAL	1			
5502	ANIMAL COMPLAINTS - BARKING DOGS	2			
5504	ANIMAL COMPLAINTS - DOG BITES	1			
5505	ANIMAL COMPLAINT - DEER	1			
5506	ANIMAL COMPLAINTS - STRAY ANIMALS	1			
5510	ANIMAL COMPLAINTS - OTHER	1			
		7			
ASSIST FIR					
7502	ASSIST OTHER AGENCIES - FIRE DEPT.	5			
ASSIST POL					
7504	ASSIST OTHER AGENCIES - OTHER POLICE	5			
BURGLARY					
0521	BURGLARY-NO FORCE-RESIDENCE-NIGHT	1			
CHECK WELF					
3801	SERVICE CALL-CHECK WELFARE	12			
CRIM MISCH					
1410	CRIMINAL MISCHIEF TO AUTOMOBILES	1			
1440	CRIMINAL MISCHIEF - ALL OTHER	3			
		4			
DISTURBANC					
3610	DISTURBANCES-NOISE	10			
3620	DISTURBANCES-OTHER (FIGHTS,DISPUTES,ETC)	8			
		18			
DOMESTIC					
3600	DISTURBANCES-DOMESTIC	5			

ANIMAL CONTROL CONTACTED

Calls for Service - by Keyword



CRAFTON BOROUGH

Incidents Reported Between 03/01/2021 and 03/31/2021

Code	Description	Primary Count	Secondary UCR Count		
			Code 2	Code 3	Code 4
DRUG					
1834	NARCOTICS-POSSESSION-OTHER DANGEROUS	1			
ELECTRICAL					
4026	NON-CRIMINAL-WIRES AND POLES DOWN	2			
FIGHT					
2430	FIGHTING (AFFRAY)	1			
FOUND ANIM					
5002	LOST & FOUND - FOUND ANIMAL	2			
FOUND ARTI					
5004	LOST & FOUND - FOUND ARTICLES	1			
FRAUD					
1100	FRAUD	7			
1150	FRAUD - CREDIT CARDS, ATM	1			
		8			
HARASSMENT					
2450	HARASSMENT	5			
HARASSSMEN					
2410	HARASSMENT BY COMMUNICATION	1			
HAZARDOUS					
3850	HAZARDOUS CONDITIONS	3			
HIT AND RU					
8519	HIT AND RUN ACCIDENT	1			
INFORMATIO					
7010	PUBLIC SERVICES-NOTIFICATIONS(POL.INFO.)	1			
MEDICAL					
3870	MEDICAL EMERGENCY	7			
7008	PUBLIC SERVICES - MEDICAL ASSISTANCE	15			
		22			
MENTAL					
3400	MENTAL HEALTH	6			
OPEN BURN					
2820	TWP ORD-OPEN BURNING	1			
PUBL DRUNK					

Calls for Service - by Keyword

CRAFTON BOROUGH

Incidents Reported Between 03/01/2021 and 03/31/2021



Code	Description	Primary Count	Secondary UCR Count		
			Code 2	Code 3	Code 4
PUBL DRUNK					
2300	PUBLIC DRUNKENESS	1			
SOLICITING					
2800	TWP ORD-SOLICITING	1			
SUSPICIOUS					
3500	SUSPICIOUS PERSONS,AUTOS,CIRCUMSTANCES	16			
SVC CALL					
3800	SERVICE CALL-MISCELLANEOUS	4			
THEFT					
0613	THEFT-\$200 & OVER-RETAIL THEFT	1			
0626	THEFT-\$50 TO \$200-BICYCLES	2			
0633	THEFT-UNDER \$50-RETAIL THEFT	3			
0637	THEFT - UNDER \$50 - FROM BUILDINGS	1			
0643	THEFT-ATTEMPTED-RETAIL THEFT	1			
		8			
TRAF CIT					
CITT	TRAFFIC CITATION	0			
TRAFFIC					
3900	TRAFFIC & PARKING PROBLEMS	7			
4010	TRAFFIC OFFENSES	2			
		9			
	Total Calls	179			
		3			
		176			

NORTHWEST EMS

366 HELEN STREET
MCKEES ROCKS PA 15136
412-331-2600 DISPATCH
412-331-3133 FAX



Crafton Borough Report March 2021

Total Run Numbers:

- Total Emergency and Non-Emergency 911 Responses: **71**
Average Response Time (E0-E4): **5 min. 56 sec.**
- Total Emergency 911 Response: **70**
Average Response Time (E0-E3): **5 min. 50 sec.**
- Total Highest Priority Response: **33**
Average Response Time (E0-E1): **5 min. 16 sec.**

Response Times by Category and NFPA Compliance:

- E0 Response: **11**
Average Response Time: **5 min. 55 sec.**
NFPA Compliance: **100%**
- E1 Response: **22**
Average Response Time: **4 min. 57 sec.**
NFPA Compliance: **100%**
- E0 + E1 Response: **33**
Average Response Time: **5 min. 16 sec.**
NFPA Compliance: **100%**
- E2 Response: **17**
Average Response Time: **4 min. 35 sec.**
- E3 Response: **20**
Average Response Time: **7 min. 34 sec.**
- E4 Response: **1**
Average Response Time: **12 min. 55 sec.**

Standbys:

- Scott Township EMS (Station 740) Standby Request: **0**
Calls Given to Station 740 in Crafton: **1**
- Ingram EMS (Station 760) Standby Request: **0**
Calls Given to Station 760 in Crafton: **0**
- Robinson EMS (Station 810) Standby Request: **0**
Calls Given to Station 810 in Crafton: **0**
- NorthWest EMS Requested for Mutual Aide:
Calls Taken for Station 810: **1**
Calls Taken for Station 760: **41**
Calls Taken for Station 740: **0**
Calls Taken for Station 815: **1**

Submitted by: Brandon Rowland 412-331-2600 Browland@northwestems.net

Date Enroute	Response Code	Dispatch Time	On Scene Time	Response Time	Ref. Address Line 1 and Line 2	Unit	Outcome
3/1/2021	E3	02:47:04	02:56:44	00:09:40	224 NOBLE AVE	1903	Mercy
3/1/2021	E3	07:47:44	07:56:20	00:08:36	1215 FOSTER AVE	1907	No Patient Found
3/1/2021	E2	09:09:35	09:19:16	00:09:41	1215 FOSTER AVE	1915	Shadyside
3/1/2021	E1	09:28:31	09:35:21	00:06:50	13 HALDANE ST	1903	Mercy
3/2/2021	E1	03:10:18	03:14:01	00:03:43	25 E CRAFTON AVE	1903	Lift Assist, No Patient Transported
3/2/2021	E1	22:44:21	22:47:10	00:02:49	25 E CRAFTON AVE	1903	Presby
3/3/2021	E0	15:32:05	15:39:17	00:07:12	51 WALSH RD	1907	West Penn
3/3/2021	E3	16:50:27	17:00:59	00:10:32	10 GRACE ST	1901	Children's
3/3/2021	E3	20:05:14	20:11:00	00:05:46	28 MARION ST	1901	Refused
3/4/2021	E1	03:43:48	03:49:55	00:06:07	97 E STEUBEN ST	1903	Mercy
3/5/2021	E1	18:49:00	18:51:08	00:02:08	25 E CRAFTON AVE	1903	AGH
3/6/2021	E3	07:23:36	07:29:49	00:06:13	170 PROMENADE ST	1903	AGH
3/6/2021	E2	11:31:10	11:34:41	00:03:31	77 W STEUBEN ST	1903	Mercy
3/6/2021	E3	18:26:10	18:35:59	00:09:49	20 S GRANDVIEW AVE	1907	Mercy
3/7/2021	E0	04:49:25	04:56:00	00:06:35	15 WARREN ST	1903	Mercy
3/7/2021	E2	05:35:48	05:43:39	00:07:51	107 W STEUBEN ST	1907	No Patient Found
3/7/2021	E1	18:44:36	18:47:42	00:03:06	26 HALDANE ST	1903	AGH
3/7/2021	E0	23:30:18	23:38:36	00:08:18	251 NOBLE AVE	1907	Refused
3/8/2021	E4	19:28:56	19:41:51	00:12:55	201 EWING RD	1903	AGH
3/8/2021	E2	21:45:16	21:47:48	00:02:32	25 E CRAFTON AVE	1903	Mercy
3/9/2021	E3	07:55:04	07:58:14	00:03:10	10 GRACE ST	1903	Refused
3/9/2021	E2	08:56:51	09:00:24	00:03:33	1215 FOSTER AVE	1903	Mercy
3/9/2021	E3	10:03:56	10:11:33	00:07:37	92 BRADFORD AVE	1907	Mercy
3/9/2021	E1	21:21:57	21:24:07	00:02:10	100 STOTZ AVE	1903	Mercy
3/9/2021	E3	23:13:08	23:21:13	00:08:05	15 WARREN ST	1903	St. Clair
3/10/2021	E0	08:23:30	08:27:33	00:04:03	35 S EMILY ST	1903	Heritage Valley - Kennedy
3/10/2021	E1	14:21:14	14:25:06	00:03:52	1215 FOSTER AVE	1915	Refused
3/10/2021	E1	18:09:08	18:12:54	00:03:46	1215 FOSTER AVE	1903	Refused
3/10/2021	E0	19:19:36	19:23:54	00:04:18	33 S LINWOOD AVE	1903	Heritage Valley - Kennedy
3/11/2021	E2	04:01:02	04:05:03	00:04:01	1215 FOSTER AVE	1903	Mercy
3/11/2021	E2	21:09:21	21:14:06	00:04:45	90 E CRAFTON AVE	1903	Refused
3/12/2021	E3	05:58:23	06:06:13	00:07:50	25 E CRAFTON AVE	1903	St. Clair
3/12/2021	E3	12:49:55	12:58:35	00:08:40	1215 FOSTER AVE	1915	Mercy

3/12/2021	E1	23:03:36	23:10:48	00:07:12	26 N GRANDVIEW AVE	1915	St. Clair
3/13/2021	E3	06:42:32	06:46:02	00:03:30	33 S LINWOOD AVE	1903	Heritage Valley - Kennedy
3/13/2021	E1	11:24:35	11:31:47	00:07:12	82 DINSMORE AVE	1903	ShadySide
3/14/2021	E0	11:51:29	11:56:26	00:04:57	52 W CRAFTON AVE	1903	St. Clair
3/14/2021	E1	14:36:09	14:44:25	00:08:16	61 WOODLAWN AVE	1903	Refused
3/14/2021	E1	15:58:19	16:01:05	00:02:46	1215 FOSTER AVE	1903	Refused
3/15/2021	E3	09:48:20	09:56:09	00:07:49	79 W STEUBEN ST	1903	Refused
3/15/2021	E3	11:33:53	11:43:49	00:09:56	79 W STEUBEN ST	1903	VA - Oakland
3/16/2021	E3	10:35:59	10:39:00	00:03:01	1215 FOSTER AVE	1903	AGH
3/16/2021	E1	22:47:07	22:53:24	00:06:17	29 RICHMOND ST	1915	AGH
3/17/2021	E2	00:12:25	00:15:39	00:03:14	34 E CRAFTON AVE	1903	AGH
3/18/2021	E2	13:47:20	13:52:40	00:05:20	20 THOMAS ST	1903	Mercy
3/18/2021	E1	20:52:28	20:55:32	00:03:04	29 RICHMOND ST	1903	AGH
3/19/2021	E0	14:12:03	14:15:01	00:02:58	19 FOSTER AVE	1915	Mercy
3/19/2021	E2	16:07:35	16:12:16	00:04:41	104 W STEUBEN ST	1903	VA - Oakland
3/20/2021	E2	09:49:59	09:58:43	00:08:44	1215 FOSTER AVE	1903	AGH
3/21/2021	E3	12:59:19	13:05:24	00:06:05	20 BROADHEAD AVE	1903	Mercy
3/21/2021	E2	16:16:57	16:18:55	00:01:58	20 WALNUT ST	1902	St. Clair
3/21/2021	E1	21:13:52	21:21:30	00:07:38	87 PROMENADE ST	1915	Mercy
3/22/2021	E0	13:46:21	13:50:35	00:04:14	1215 FOSTER AVE	1903	AGH
3/22/2021	E1	18:29:44	18:33:41	00:03:57	5 DAKOTA ST	1903	Mercy
3/22/2021	E0	18:51:27	18:59:00	00:07:33	247 W STEUBEN ST	1901	AGH
3/23/2021	E1	13:03:17	13:11:26	00:08:09	26 CREIGHTON AVE	1902	Heritage Valley - Kennedy
3/24/2021	E1	14:25:28	14:29:56	00:04:28	35 S EMILY ST	1903	AGH
3/24/2021	E3	15:37:11	15:54:04	00:16:53	28 DUNCAN AVE	1903	St. Clair
3/24/2021	E1	20:48:21	20:52:06	00:03:45	1215 FOSTER AVE	1915	Refused
3/25/2021	E2	10:05:41	10:10:00	00:04:19	42 WARREN ST	1903	Heritage Valley - Kennedy
3/26/2021	E1	11:49:14	11:55:26	00:06:12	1215 FOSTER AVE	1909	Heritage Valley - Kennedy
3/26/2021	E2	15:47:47	15:51:07	00:03:20	W CRAFTON AVE/W STEUBEN S	1903	No Patient Found
3/27/2021	E2	09:26:03	09:29:01	00:02:58	25 E CRAFTON AVE	1903	Refused
3/27/2021	E0	16:16:11	16:23:38	00:07:27	8 STOTZ AVE	1909	Mercy
3/27/2021	E0	16:16:11	16:23:38	00:07:27	8 STOTZ AVE	1903	Children's
3/27/2021	E1	17:28:11	17:33:29	00:05:18	25 E CRAFTON AVE	1903	Refused
3/27/2021	E3	18:37:40	18:46:27	00:08:47	201 EWING RD	1903	AGH
3/28/2021	E2	12:25:44	12:29:45	00:04:01	14 BELL AVE	1901	AGH
3/29/2021	E3	04:25:06	04:29:07	00:04:01	23 WARREN ST	1903	AGH

3/30/2021	E2	14:13:11	14:16:39	00:03:28	160 GLENN ST	1915	Refused
3/31/2021	E3	09:07:26	09:18:08	00:10:42	95 BELVIDERE ST	1915	AGH

11	E0	00:05:55	
22	E1	00:04:57	00:05:16
17	E2	00:04:35	00:05:02
20	E3	00:07:34	00:05:50
1	E4	00:12:55	00:05:56

71

Total Calls

E0	00:07:12	E1	00:03:04	E3	00:09:40
E0	00:06:35	E1	00:07:38	E3	00:08:36
E0	00:08:18	E1	00:03:57	E3	00:10:32
E0	00:04:03	E1	00:08:09	E3	00:05:46
E0	00:04:18	E1	00:04:28	E3	00:06:13
E0	00:04:57	E1	00:03:45	E3	00:09:49
E0	00:02:58	E1	00:06:12	E3	0:03:10
E0	00:04:14	E1	00:05:18	E3	0:07:37
E0	00:07:33	E2	00:09:41	E3	0:08:05
E0	00:07:27	E2	00:03:31	E3	0:07:50
E0	00:07:27	E2	00:07:51	E3	0:08:40
E1	00:06:50	E2	00:02:32	E3	0:03:30
E1	00:03:43	E2	00:03:33	E3	0:07:49
E1	00:02:49	E2	00:04:01	E3	0:09:56
E1	00:06:07	E2	00:04:45	E3	0:03:01
E1	00:02:08	E2	00:03:14	E3	0:06:05
E1	00:03:06	E2	00:05:20	E3	0:16:53
E1	00:02:10	E2	00:04:41	E3	0:08:47
E1	00:03:52	E2	00:08:44	E3	0:04:01
E1	00:03:46	E2	00:01:58	E3	0:10:42
E1	00:07:12	E2	00:04:19	E4	00:12:55
E1	00:07:12	E2	00:03:20		
E1	00:08:16	E2	00:02:58		
E1	00:02:46	E2	00:04:01		
E1	00:06:17	E2	00:03:28		

Code Enforcement Report Summary for March – April 2021

- I had Covid 19 and was on quarantine from April 6th through April 19th. This means no new violations were opened.
- Prior to quarantine I was able to identify all the Airbnb's in Crafton (they do not list the address on the site—I had to do some work on my own to id them.) I gave the list to the police so they are aware if they are called there.

I sent paperwork for the single-family homes to be inspected as rentals but I am not sure if I can apply our current rental ordinances for homes just renting a room. We need to think about whether we want to pass a short term rental ordinance or if we want to let them be. As it stands here are the current ones listed on the Airbnb site:

1709 Barr (room within a home)

619 Clearview (actually has a rental operating license; but tenant is doing Airbnb as a room within the apartment; will be addressed at upcoming hearing as unlawful)

49 Fountain (awaiting inspection)

7 N Grandview (inactive but was previously the first Airbnb in Crafton)

35 Hawthorne (awaiting inspection)

172 S Linwood (room within home)

2 Stotz (actually has a rental operating license)

- The vacant registration process has yielded results in movement on several properties. It seems to be a kick in the pants for some owners:
38 Thomas is being bought; 536 Chess was bought and sold; 237 Clearview is getting renovated; 97 N Linwood is on the market up for sale; 98 Noble is in conversation to sell; 219 W Steuben is selling; 89 N Linwood being renovated.
- I have slowed down going through our entire file of tenant registration files and cross-referencing them to their street files and Traisr to make a master list of rentals and their registration and inspection statuses. I still anticipate the final list to be done in June at which point coordination with BIU and the Fire Inspector will be needed to determine enforcement procedures for inspections going forward.
- Hearing Dates: May 3, 10, 17, 24; June 7
- The property at 40 Union has upcoming hearings in May with our rental inspector and Chief Sumpter. I've been advised to sit tight and see what the results of the hearings are.

Building Inspection Report

March 2021

March Reports Received

(Attached)

Building Inspection Underwriters

Allegheny County R/E Transfer

Certificates & Permits Issued

March 2021

Rental Inspection Certificates Issued	12
Zoning Use/Occupancy Certificates Issued	9
Building/Zoning Permits Issued	8

PUBLIC WORKS / PARKS OPERATIONS REPORT

March Report

Routine Activity

- One Call – various locations
- Garbage – empty all cans weekly
- Sign Repair/Replacement
- Install digital speed sign on lower Crafton Blvd
- Liter removal of all Crafton Blvd
- Cleanup storm damage throughout borough March 26th (fallen trees etc)

Parks and Grounds

- All seasonal equipment maintenance
- Sprayed weeds at all borough facilities
- Drained part of main swimming pool to begin season maintenance
- Started main pool pump for season
- Removed all damaged picnic tables
- Built containment bins for compost/mulch at main park
- Repaired damage at circle from tractor trailer incident
- Repaired height restriction barrier for Park and Ride entrance
- Cleaned out Ray building

Buildings and Maintenance

- **Borough Building**
 - Flush boiler
 - Installed 3 each Police Only parking signs in main parking lot
 - Repaired exterior light at Police Station
- **Magistrate**
 -
- **Library**
 -
- **Public Works**
 - Clean up main area of shop
 - Clean up debris and organized shop yard

Vehicle and Equipment Maintenance

- Clean and maintain trucks weekly
- Repair/Replace all brake system 108
- Paint and repair line painting trailer
- Front end alignment 111
- Brake repair 109

Streets and Sidewalks

- **Pothole Repair**
 - Repaired potholes per resident request
 - Repaired as needed
- **Street Sweeper**
 - 80 working hours

Combined Sewer

- Clear Catch Basin Inlets
- Check for backed up sewer lines at 54 Coulter St

Administrative

- Met with Borough Manager to discuss PW issues
- Payroll
- Order supplies and material
- Met with Gateway Engineering March 24th in re bathhouse renovation
- Assisted in interviews with Borough Manager for new PW hires