

MONTHLY REPORTS

NOVEMBER 2019

FOR PUBLIC INSPECTION

**BOROUGH OF CRAFTON
TREASURER'S REPORT
November 30, 2019**

DEMAND DEPOSITS


Balance to General Fund	363,976.75	
Total Receipts	251,129.99	
Subtotal	615,106.74	
Total Disbursements	-388,552.65	
General Fund		226,554.09
Payroll Account		5,586.72
Alcosan		4,984.56
Capital Projects Reserve Fund		113,040.22
Fire Equipment Fund		1,055.12
Road Tax Fund		822,982.43
Insurance Escrow		(19.00)
Med Saver		1,355.58
Crafton Celebrates		17,094.59
Planning Commission		679.94
Total Demand Deposits		1,193,314.25

INVESTMENTS

Pennsylvania Local Government Trust General Fund		1,427,431.49
Pennsylvania Local Government Trust Sewer Account		1,514,107.91
Pennsylvania Local Government Trust Highway Aid		213,154.36
PNC DB Trust Police Pension		4,917,603.51
PNC DB Trust Employee Pension		1,514,201.47
Total Investments		9,586,498.74

TOTAL DEMAND DEPOSITS AND INVESTMENT ACCOUNTS

10,779,812.99



Annette M. Lherbier, Treasurer

BOROUGH OF CRAFTON
GENERAL FUND FINANCIAL REPORT
 January through November 2019

	<u>Jan - Nov 19</u>	<u>Budget</u>	<u>\$ Over Bu...</u>	<u>% of Bu...</u>
Income				
301 · Real Estate Taxes				
301.10 · Real Estate - Current	1,426,688.23	1,406,150.00	20,538.23	101.5%
301.20 · Real Estate - Prior Year	3,203.56	3,000.00	203.56	106.8%
301.30 · Road Tax (Interfund Trf)	5,694.22	0.00	5,694.22	100.0%
301.35 · Road Tax - P&I (Interfund Trf)	1,834.31	0.00	1,834.31	100.0%
301.50 · Real Estate - Delinq/Leined	76,630.52	50,000.00	26,630.52	153.3%
Total 301 · Real Estate Taxes	1,514,050.84	1,459,150.00	54,900.84	103.8%
310 · Act 511 Taxes				
310.10 · Real Estate Transfer Tax	84,695.97	50,000.00	34,695.97	169.4%
310.21 · EIT - Current	594,327.12	570,000.00	24,327.12	104.3%
310.22 · EIT - Prior	216,617.00	235,000.00	-18,383.00	92.2%
310.23 · EIT - Delinquent	15,747.52	40,000.00	-24,252.48	39.4%
310.31 · Mercantile - Current	103,210.97	105,000.00	-1,789.03	98.3%
310.36 · Business Priviledge - Current	61,175.51	63,000.00	-1,824.49	97.1%
310.51 · Local Service Tax - Current	48,813.76	50,000.00	-1,186.24	97.6%
Total 310 · Act 511 Taxes	1,124,587.85	1,113,000.00	11,587.85	101.0%
319 · Penalty/Interest				
319.01 · P&I - Real Estate Tax	2,406.80	3,500.00	-1,093.20	68.8%
319.02 · P&I - Delinq. Real Estate Tax	47,339.76	32,000.00	15,339.76	147.9%
319.12 · P&I - EIT	667.95	1,000.00	-332.05	66.8%
319.122 · P&I - Delinq. EIT	2,813.45	3,000.00	-186.55	93.8%
319.13 · P&I - Mercantile	1,979.30	500.00	1,479.30	395.9%
319.15 · P&I - Local Service Tax	2.16	0.00	2.16	100.0%
319.18 · P&I - Business Priviledge	386.58	600.00	-213.42	64.4%
Total 319 · Penalty/Interest	55,596.00	40,600.00	14,996.00	136.9%
321 · Business Licenses & Permits				
321.61 · Soliciting Permits	310.00	800.00	-490.00	38.8%
321.75 · Mechanical Devices	3,900.00	4,500.00	-600.00	86.7%
321.80 · Cable Franchise Fees	99,914.72	112,000.00	-12,085.28	89.2%
321.90 · Business Licenses	2,390.00	2,500.00	-110.00	95.6%
Total 321 · Business Licenses & Permits	106,514.72	119,800.00	-13,285.28	88.9%
322 · Non-Business Licenses & Permits				
322.80 · Street Openings	4,122.00	11,000.00	-6,878.00	37.5%
322.81 · Street Pole Permits	140.00	50.00	90.00	280.0%
322.83 · Truck Parking Permits	390.00	200.00	190.00	195.0%
Total 322 · Non-Business Licenses & Permits	4,652.00	11,250.00	-6,598.00	41.4%
331 · Fines & Forfeits				
331.10 · Fines - Magistrate/County	27,712.85	33,000.00	-5,287.15	84.0%
331.12 · Code/Ordinance Violations	2,023.53	300.00	1,723.53	674.5%
331.14 · M/Veh Violations/State Police	2,384.30	4,000.00	-1,615.70	59.6%
331.41 · Public Nuisance Remediation-Pmt	2,400.00	0.00	2,400.00	100.0%
Total 331 · Fines & Forfeits	34,520.68	37,300.00	-2,779.32	92.5%
341-342 · Interest, Rents & Royalties				
341.01 · Income on Investments	28,638.90	7,000.00	21,638.90	409.1%
342.00 · Rental Income	21,716.90	26,052.00	-4,335.10	83.4%
Total 341-342 · Interest, Rents & Royalties	50,355.80	33,052.00	17,303.80	152.4%
354 · State Grant Proceeds				
354.15 · Act 101 Recycling Grant	3,742.00	5,000.00	-1,258.00	74.8%
Total 354 · State Grant Proceeds	3,742.00	5,000.00	-1,258.00	74.8%
355 · State Shared Revenues & Entitle				
355.01 · PURTA	2,836.18	3,200.00	-363.82	88.6%
355.04 · Liquor Licenses	1,000.00	1,000.00	0.00	100.0%
355.05 · Pension State Aid	138,253.47	130,000.00	8,253.47	106.3%
355.07 · Foreign Fire Fund	27,864.93	26,000.00	1,864.93	107.2%
355.09 · Act 13 Impact Fee	1,109.43	1,000.00	109.43	110.9%
Total 355 · State Shared Revenues & Entitle	171,064.01	161,200.00	9,864.01	106.1%

BOROUGH OF CRAFTON
GENERAL FUND FINANCIAL REPORT
 January through November 2019

	Jan - Nov 19	Budget	\$ Over Bu...	% of Bu...
357 · County Shared Revenue & Grants				
357.01 · 1% Sales Tax (RAD)	226,092.08	220,000.00	6,092.08	102.8%
357.012 · Act 167 Mini Grant	2,000.00	2,000.00	0.00	100.0%
Total 357 · County Shared Revenue & Grants	228,092.08	222,000.00	6,092.08	102.7%
358 · Intergov. Contract Services				
358.10 · Police Services-Thornburg	90,119.37	92,668.00	-2,548.63	97.2%
358.11 · Fire Protection Services	7,791.74	8,500.00	-708.26	91.7%
Total 358 · Intergov. Contract Services	97,911.11	101,168.00	-3,256.89	96.8%
360-363 · Departmental Earnings				
361.33 · Permits- Zoning Use	4,355.00	4,000.00	355.00	108.9%
361.34 · Hearing Fees-Zoning & Planning	1,000.00	1,000.00	0.00	100.0%
362.11 · Sale of Accident Reports	1,860.00	1,600.00	260.00	116.3%
362.141 · Crossing Guard Reimb.	39,864.01	45,000.00	-5,335.99	88.1%
362.40 · Permits- Build/Elec/Plub/Mech	49,345.00	12,000.00	37,345.00	411.2%
362.45 · Permits- Occupancy	7,570.00	8,500.00	-930.00	89.1%
362.48 · Rental Inspection Fee	8,890.00	5,500.00	3,390.00	161.6%
362.55 · Other Permits Code Enforce	995.00	700.00	295.00	142.1%
362.74 · Reimburse - P/D Overtime Detail	9,156.06	7,000.00	2,156.06	130.8%
362.75 · Drug Task Force OT Reimb	2,358.17	3,000.00	-641.83	78.6%
363.51 · PennDot Snow Removal	8,139.93	7,000.00	1,139.93	116.3%
Total 360-363 · Departmental Earnings	133,333.17	95,300.00	38,033.17	139.9%
364 · Sanitation - Garbage Collection				
364.30 · Current Garbage Collection Fee	474,401.64	473,110.00	1,291.64	100.3%
364.32 · Jordan- Refuse Bill Fee	8,490.00	8,300.00	190.00	102.3%
364.35 · Garbage Collection - Delinq.	71,835.58	60,000.00	11,835.58	119.7%
364.36 · P&I - Garbage Collection	3,230.97	4,000.00	-769.03	80.8%
364.362 · P&I - Delinq. Garbage Coll.	17,556.38	20,000.00	-2,443.62	87.8%
Total 364 · Sanitation - Garbage Collection	575,514.57	565,410.00	10,104.57	101.8%
367 · Recreation Fees				
367.10 · Minature Golf Pay to Play	435.00	100.00	335.00	435.0%
367.14 · Park Shelter Rental Fee	5,500.00	4,000.00	1,500.00	137.5%
367.15 · Community Room Rental Fee	5,450.00	2,200.00	3,250.00	247.7%
367.20 · Pool Passes	30,780.00	31,000.00	-220.00	99.3%
367.21 · Pool General Admission	53,821.00	48,000.00	5,821.00	112.1%
367.22 · Swimming Lessons	4,652.00	4,500.00	152.00	103.4%
367.23 · Pool/Mini Golf Rentals	7,435.00	5,000.00	2,435.00	148.7%
367.24 · AquaRobics/Volleyball	486.00	350.00	136.00	138.9%
367.25 · Chair Rentals-Locks	1,179.00	1,000.00	179.00	117.9%
367.30 · Sale of Wood Chips/Compost	100.00	0.00	100.00	100.0%
367.40 · Pool Concessions	25,252.30	24,000.00	1,252.30	105.2%
367.50 · Senior Dinner-Fees	2,933.00	2,300.00	633.00	127.5%
367.52 · Fundraising-Recreation	2,350.27	7,000.00	-4,649.73	33.6%
Total 367 · Recreation Fees	140,373.57	129,450.00	10,923.57	108.4%
380 · Misc. Revenues				
380.01 · Refunds on Current Expenditures	997.90	0.00	997.90	100.0%
380.02 · Other	4,031.26	0.00	4,031.26	100.0%
380.03 · Insurance Dividends	49,550.95	45,000.00	4,550.95	110.1%
380.50 · Military Banner Receipts	1,822.00	2,000.00	-178.00	91.1%
Total 380 · Misc. Revenues	56,402.11	47,000.00	9,402.11	120.0%
388 · Fiduciary Funds				
388.01 · Police Pension Contribution	40,847.36	38,700.00	2,147.36	105.5%
Total 388 · Fiduciary Funds	40,847.36	38,700.00	2,147.36	105.5%
391 · Proceeds-Gen. Fixed Asset Dispo				
391.10 · Sale of Fixed Assets	4,300.00	0.00	4,300.00	100.0%
391.20 · Compensation of Fixed Assets	12,371.28	5,000.00	7,371.28	247.4%
Total 391 · Proceeds-Gen. Fixed Asset Dispo	16,671.28	5,000.00	11,671.28	333.4%

BOROUGH OF CRAFTON
GENERAL FUND FINANCIAL REPORT
 January through November 2019

	Jan - Nov 19	Budget	\$ Over Bu...	% of Bu...
392 · Interfund Transfers				
392.30 · Transfer from Capital Projects	6,000.00	13,469.00	-7,469.00	44.5%
392.35 · Transfer from Highway Aid	179,969.69	177,000.00	2,969.69	101.7%
392.90 · Transfer - Unreserved Fund Bal.	0.00	215,870.00	-215,870.00	0.0%
Total 392 · Interfund Transfers	185,969.69	406,339.00	-220,369.31	45.8%
Total Income	4,540,198.84	4,590,719.00	-50,520.16	98.9%
Gross Profit	4,540,198.84	4,590,719.00	-50,520.16	98.9%
Expense				
400 · Borough Council				
400.05 · Salary - Council	7,135.87	8,400.00	-1,264.13	85.0%
400.24 · Council Meeting Expenses	145.95	1,000.00	-854.05	14.6%
400.42 · Subscriptions/Memberships-Boro	2,916.75	3,000.00	-83.25	97.2%
400.46 · Meetings, Conferences & Training	3,113.38	6,000.00	-2,886.62	51.9%
Total 400 · Borough Council	13,311.95	18,400.00	-5,088.05	72.3%
401 · Mayor				
401.06 · Salary - Mayor	1,650.00	1,800.00	-150.00	91.7%
401.42 · Subscriptions/Memberships-Mayor	130.00	130.00	0.00	100.0%
Total 401 · Mayor	1,780.00	1,930.00	-150.00	92.2%
402 · Auditing & Financial Admin				
402.31 · Auditing - Professional Auditor	12,419.25	12,000.00	419.25	103.5%
402.45 · Payroll Contract	6,098.83	6,500.00	-401.17	93.8%
Total 402 · Auditing & Financial Admin	18,518.08	18,500.00	18.08	100.1%
403 · Tax Collection				
403.11 · Salary - Property Tax Collector	440.00	480.00	-40.00	91.7%
403.35 · Bonds - Property Tax Collector	544.00	450.00	94.00	120.9%
403.46 · Jordan-Liens-Revivals-SherSales	12,428.31	12,000.00	428.31	103.6%
403.461 · Jordan Tax - TCF Fees	18,659.69	18,000.00	659.69	103.7%
403.462 · Jordan Tax - R/E Tax Collec Fee	7,553.70	7,500.00	53.70	100.7%
403.463 · Jordan Tax-Prior R/E Tax Fee	23,564.75	15,000.00	8,564.75	157.1%
403.47 · Jordan Act 511 Fees	6,731.25	10,000.00	-3,268.75	67.3%
403.48 · Jordan-Act 32 SWTax District	15,151.37	15,000.00	151.37	101.0%
403.76 · Rad Tax Payment	3,128.98	500.00	2,628.98	625.8%
Total 403 · Tax Collection	88,202.05	78,930.00	9,272.05	111.7%
404 · Solicitor/Legal Services				
404.31 · Solicitor Expenses	51,957.50	55,000.00	-3,042.50	94.5%
404.40 · Legal-Litigation	0.00	1,000.00	-1,000.00	0.0%
Total 404 · Solicitor/Legal Services	51,957.50	56,000.00	-4,042.50	92.8%
405 · Administrative Staff				
405.10 · Salary - Manager	70,125.00	76,500.00	-6,375.00	91.7%
405.11 · Salary - Treasurer	2,750.00	3,000.00	-250.00	91.7%
405.12 · Salary - Full Time Staff	76,266.52	83,200.00	-6,933.48	91.7%
405.15 · Administrative Intern	432.01	3,500.00	-3,067.99	12.3%
405.154 · Health & Accident & STD	978.45	800.00	178.45	122.3%
405.156 · Hospitalization	50,551.49	58,000.00	-7,448.51	87.2%
405.161 · Social Security	11,698.07	13,000.00	-1,301.93	90.0%
405.162 · Unemployment Compensation	1,021.21	1,000.00	21.21	102.1%
405.163 · FSA	885.10	1,500.00	-614.90	59.0%
405.164 · HRA	447.29	3,000.00	-2,552.71	14.9%
405.33 · Transportation Reimbursement	76.56	250.00	-173.44	30.6%
405.35 · Bonds	889.00	1,000.00	-111.00	88.9%
405.354 · Worker's Compensation	564.18	800.00	-235.82	70.5%
405.42 · Dues, Subscriptions, Membership	841.00	900.00	-59.00	93.4%
405.46 · Meetings, Conferences, Training	449.00	2,000.00	-1,551.00	22.5%
Total 405 · Administrative Staff	217,974.88	248,450.00	-30,475.12	87.7%

BOROUGH OF CRAFTON
GENERAL FUND FINANCIAL REPORT
 January through November 2019

	Jan - Nov 19	Budget	\$ Over Bu...	% of Bu...
406 · General Administration				
406.21 · Office Supplies/Postage	4,237.66	3,700.00	537.66	114.5%
406.26 · Minor Equipment	1,910.71	1,500.00	410.71	127.4%
406.32 · Communications	4,544.29	4,500.00	44.29	101.0%
406.34 · Advertising	5,128.88	4,000.00	1,128.88	128.2%
406.356 · Drug & Alcohol Testing	0.00	300.00	-300.00	0.0%
406.37 · Maint. & Repairs Equipment	364.34	3,000.00	-2,635.66	12.1%
406.38 · Equipment Rentals	9,508.94	10,000.00	-491.06	95.1%
406.74 · Major Equipment	1,204.14	2,500.00	-1,295.86	48.2%
Total 406 · General Administration	26,898.96	29,500.00	-2,601.04	91.2%
407-408 · Other Professional Services				
407.25 · Computer HW/SW Maint	202.38	400.00	-197.62	50.6%
407.32 · IT Expenses	5,220.88	5,000.00	220.88	104.4%
408.31 · Engineering - General Services	41,446.40	45,000.00	-3,553.60	92.1%
408.315 · Engineering - Retainer	1,200.00	1,200.00	0.00	100.0%
Total 407-408 · Other Professional Services	48,069.66	51,600.00	-3,530.34	93.2%
409 · Municipal Properties				
409.21 · Maintenance Supplies	1,450.71	1,650.00	-199.29	87.9%
409.36 · Utilities	20,677.68	22,500.00	-1,822.32	91.9%
409.361 · Utilities - District Magistrate	5,119.34	6,500.00	-1,380.66	78.8%
409.37 · Repairs/Maintenance	14,693.63	15,000.00	-306.37	98.0%
409.371 · Repairs/Maint- Dist. Magistrate	109.29	1,000.00	-890.71	10.9%
409.45 · Contracts - Custodian/Mats	10,324.43	10,000.00	324.43	103.2%
409.50 · Municipal Prop. Misc.	2,077.34	1,500.00	577.34	138.5%
409.71 · Cap Improvements - Dist. Magist	0.00	1,000.00	-1,000.00	0.0%
409.76 · Deposit/Refunds-Community Room	1,900.00	100.00	1,800.00	1,900.0%
Total 409 · Municipal Properties	56,352.42	59,250.00	-2,897.58	95.1%
410 · Police Services				
410.12 · Salaries - Police Officers	627,730.04	707,480.00	-79,749.96	88.7%
410.121 · Salary - Chief	89,207.80	97,317.00	-8,109.20	91.7%
410.13 · Longevity - Police	4,750.00	4,750.00	0.00	100.0%
410.14 · Salary - Police Secretary	29,626.56	35,500.00	-5,873.44	83.5%
410.154 · Health & Accident & STD	3,740.95	4,500.00	-759.05	83.1%
410.156 · Hospitalization	115,646.48	131,500.00	-15,853.52	87.9%
410.161 · Social Security	71,540.55	78,700.00	-7,159.45	90.9%
410.162 · Unemployment Compensation	5,598.06	6,830.00	-1,231.94	82.0%
410.163 · FSA	4,175.00	4,500.00	-325.00	92.8%
410.164 · HRA	7,726.21	6,000.00	1,726.21	128.8%
410.18 · Wages - Crossing Guards	77,453.64	86,500.00	-9,046.36	89.5%
410.181 · Wages - Jail Guards	475.00	1,000.00	-525.00	47.5%
410.19 · O.T. Police (see 380.12 Reimb.)	21,926.03	18,000.00	3,926.03	121.8%
410.191 · Court /School - Reimb Expenses	2,286.00	2,000.00	286.00	114.3%
410.192 · Court Overtime	65,327.44	50,000.00	15,327.44	130.7%
410.193 · DANET O.T. (See 380.05 offset)	3,705.31	5,000.00	-1,294.69	74.1%
410.21 · Office Supplies/Postage	2,614.44	3,000.00	-385.56	87.1%
410.22 · Ammunition	999.80	1,500.00	-500.20	66.7%
410.23 · Uniform Allowance	20,349.19	17,700.00	2,649.19	115.0%
410.232 · Uniform Allowance - Crossing Gu	384.91	1,000.00	-615.09	38.5%
410.24 · Fuel Expense	12,356.86	11,000.00	1,356.86	112.3%
410.25 · Maintenance Equip.-Supplies	2,668.85	3,000.00	-331.15	89.0%
410.26 · Minor Equipment	2,028.25	12,000.00	-9,971.75	16.9%
410.32 · Communications	9,808.90	11,000.00	-1,191.10	89.2%
410.321 · IT Expense	8,248.50	5,000.00	3,248.50	165.0%
410.354 · Worker's Compensation	40,562.07	42,000.00	-1,437.93	96.6%
410.355 · Worker's Comp.--School Guards	6,001.96	6,500.00	-498.04	92.3%
410.37 · Vehicle Maintenance	7,700.27	6,500.00	1,200.27	118.5%
410.42 · Dues Police Chief	890.00	1,000.00	-110.00	89.0%
410.421 · Dues - Police Officers	0.00	1,000.00	-1,000.00	0.0%
410.45 · Animal Control	3,370.00	4,000.00	-630.00	84.3%
410.53 · Civil Service Commission	785.06	300.00	485.06	261.7%
410.74 · Capital Outlay	66,926.00	70,000.00	-3,074.00	95.6%
410.75 · Training - Police Officers	6,085.94	7,000.00	-914.06	86.9%
410.751 · Training - Police Chief	325.00	1,500.00	-1,175.00	21.7%

BOROUGH OF CRAFTON
GENERAL FUND FINANCIAL REPORT
 January through November 2019

	Jan - Nov 19	Budget	\$ Over Bu...	% of Bu...
410.76 · Computer Expense	2,594.00	10,000.00	-7,406.00	25.9%
410.77 · Video Recording Devices	0.00	8,000.00	-8,000.00	0.0%
Total 410 · Police Services	1,325,615.07	1,462,577.00	-136,961.93	90.6%
411 · Fire Protection				
411.02 · Foreign Fire Relief	27,864.93	26,000.00	1,864.93	107.2%
411.10 · Physicals-Annual CVFD	0.00	3,000.00	-3,000.00	0.0%
411.22 · Operating Supplies	1,343.23	2,500.00	-1,156.77	53.7%
411.23 · Minor Equip. Repair	2,014.00	5,500.00	-3,486.00	36.6%
411.231 · Minor Equip. Purchase	4,183.95	4,000.00	183.95	104.6%
411.24 · Fuel, Oil	5,279.80	4,500.00	779.80	117.3%
411.32 · Communications	5,317.59	5,000.00	317.59	106.4%
411.354 · Worker's Compensation	17,638.00	18,000.00	-362.00	98.0%
411.37 · Vehicle Maintenance	33,744.63	7,000.00	26,744.63	482.1%
411.38 · Hydrant Rental	20,559.81	23,800.00	-3,240.19	86.4%
411.45 · Equip. Inspection & Testing	12,720.68	10,000.00	2,720.68	127.2%
411.53 · Annual Contribution	36,666.63	40,000.00	-3,333.37	91.7%
411.70 · Major Equipment	5,757.31	18,500.00	-12,742.69	31.1%
411.90 · Trf to Fire Equip Fund	37,400.00	37,400.00	0.00	100.0%
411.901 · Trf to Minor Equip. SCBA Fund	0.00	22,000.00	-22,000.00	0.0%
Total 411 · Fire Protection	210,490.56	227,200.00	-16,709.44	92.6%
413-414 · Code Enforcement & Zoning				
413.14 · Zoning Inspections	8,019.00	9,500.00	-1,481.00	84.4%
413.15 · Wages - Part Time Staff	23,938.86	43,000.00	-19,061.14	55.7%
413.161 · Social Security	1,831.37	2,000.00	-168.63	91.6%
413.162 · Unemployment Compensation	434.18	400.00	34.18	108.5%
413.21 · Office Supplies	594.50	500.00	94.50	118.9%
413.24 · Fuel	239.05	700.00	-460.95	34.2%
413.28 · Uniforms	86.00	250.00	-164.00	34.4%
413.32 · Communic/Internet - Ord. Offcr	1,681.53	1,500.00	181.53	112.1%
413.354 · Worker's Compensation	27.95	200.00	-172.05	14.0%
413.37 · Vehicle Repairs	338.75	1,500.00	-1,161.25	22.6%
413.41 · Public Nuisance Remediation-Exp	2,400.00	0.00	2,400.00	100.0%
413.45 · Demolition-Blight Props	20,950.82	55,000.00	-34,049.18	38.1%
413.46 · Training & Education	192.50	1,500.00	-1,307.50	12.8%
413.47 · Bldg Permit DCED	175.50	300.00	-124.50	58.5%
414.12 · Bldg Permit-Inspection Fees	40,343.40	12,000.00	28,343.40	336.2%
414.14 · ZHB - Court Reporter/Sec'y	302.50	350.00	-47.50	86.4%
414.21 · ZHB Office-Adv-Postage	186.00	150.00	36.00	124.0%
414.31 · ZHB Legal Services	1,125.00	1,000.00	125.00	112.5%
414.46 · Recodify Boro Ordinances	6,506.10	4,000.00	2,506.10	162.7%
Total 413-414 · Code Enforcement & Zoning	109,373.01	133,850.00	-24,476.99	81.7%
427 · Sanitation Contract				
427.10 · Garbage Contract	431,187.35	470,386.00	-39,198.65	91.7%
427.12 · Recycling Contract	69,036.00	75,312.00	-6,276.00	91.7%
Total 427 · Sanitation Contract	500,223.35	545,698.00	-45,474.65	91.7%
430 · Public Works Department				
430.10 · Salary - P/W Supervisor	69,666.52	76,000.00	-6,333.48	91.7%
430.14 · Salaries - Full Time Employees	292,151.46	320,330.00	-28,178.54	91.2%
430.15 · Wages - Reg. Overtime Pay	4,947.82	3,000.00	1,947.82	164.9%
430.154 · Health & Accident & STD	2,316.05	2,500.00	-183.95	92.6%
430.156 · Hospitalization	92,745.18	100,000.00	-7,254.82	92.7%
430.16 · Wages - P/W Part Time	3,015.00	1,000.00	2,015.00	301.5%
430.161 · Social Security	30,543.03	29,000.00	1,543.03	105.3%
430.162 · Unemployment Compensation	2,707.29	2,800.00	-92.71	96.7%
430.163 · FSA	821.98	3,000.00	-2,178.02	27.4%
430.164 · HRA	3,962.29	5,500.00	-1,537.71	72.0%
430.18 · Wages - P/W Seasonal Employment	25,958.00	25,000.00	958.00	103.8%
430.21 · Public Works - Misc. Supplies	2,413.07	2,500.00	-86.93	96.5%
430.23 · Uniforms	6,664.09	6,000.00	664.09	111.1%
430.24 · Fuel	13,127.51	11,000.00	2,127.51	119.3%
430.25 · Repairs - Maintenance	13,096.54	11,000.00	2,096.54	119.1%
430.26 · Small Tools	1,777.16	3,500.00	-1,722.84	50.8%

BOROUGH OF CRAFTON
GENERAL FUND FINANCIAL REPORT
 January through November 2019

	Jan - Nov 19	Budget	\$ Over Bu...	% of Bu...
430.32 · Communications	3,229.06	3,500.00	-270.94	92.3%
430.364 · Worker's Compensation	26,258.56	27,000.00	-741.44	97.3%
430.356 · Drug/Alcohol Testing	0.00	500.00	-500.00	0.0%
430.36 · Utilities	5,905.75	8,000.00	-2,094.25	73.8%
430.37 · Vehicle Repairs	18,351.89	10,000.00	8,351.89	183.5%
430.42 · Licenses, Permits and Training	351.00	1,000.00	-649.00	35.1%
430.74 · Equipment Purchases	319.96	5,000.00	-4,680.04	6.4%
430.742 · Pub.Works - Cap. Outlay Equip	11,000.00	5,000.00	6,000.00	220.0%
432.14 · Wages - Snow Removal Overtime	7,424.24	10,000.00	-2,575.76	74.2%
432.22 · Anti-Skid Materials	28,382.50	50,000.00	-21,617.50	56.8%
433.22 · Signs & Posts	1,769.02	5,000.00	-3,230.98	35.4%
433.45 · Traffic Signals Maintenance	585.00	3,000.00	-2,415.00	19.5%
433.451 · Traffic Signals - Elect. Supply	5,643.40	6,500.00	-856.60	86.8%
434.45 · Street Lighting - Elect. Supply	71,558.36	85,000.00	-13,441.64	84.2%
435.22 · Material - Curbing Supplies	22.49	500.00	-477.51	4.5%
435.245 · Material - Stairs and Sidewalks	3,035.49	5,000.00	-1,964.51	60.7%
438.22 · Material- Roads Supplies	34,956.77	22,000.00	12,956.77	158.9%
438.38 · Rental Equipment	5,282.75	4,000.00	1,282.75	132.1%
Total 430 · Public Works Department	789,989.23	853,130.00	-63,140.77	92.6%
452-453 · Recreation				
452.14 · Wages - Pool Personnel	64,637.28	75,000.00	-10,362.72	86.2%
452.15 · Wages - Pool Concess.	9,455.20	12,000.00	-2,544.80	78.8%
452.161 · Social Security	5,669.87	7,000.00	-1,330.13	81.0%
452.162 · Unemployment Compensation	2,112.48	2,300.00	-187.52	91.8%
452.20 · Pool Lic., Pmts,Trng, Clrnc	1,448.00	1,300.00	148.00	111.4%
452.21 · Maintenance Supplies	1,288.84	2,500.00	-1,211.16	51.6%
452.22 · Pool Filter- Repairs & Supplies	13,995.25	12,000.00	1,995.25	116.6%
452.23 · Operating Supplies	3,575.55	4,000.00	-424.45	89.4%
452.25 · Pool- Repairs & Maintenance	1,683.97	3,000.00	-1,316.03	56.1%
452.26 · Pool Minor Equipment	349.93	3,500.00	-3,150.07	10.0%
452.27 · Computer H/W & Internet	2,875.23	1,000.00	1,875.23	287.5%
452.32 · Communications	461.51	500.00	-38.49	92.3%
452.354 · Worker's Compensation	5,251.76	5,000.00	251.76	105.0%
452.36 · Utilities	12,721.19	12,800.00	-78.81	99.4%
452.37 · Pool & Building - Rep/Maint	2,057.76	3,000.00	-942.24	68.6%
452.371 · Concession - Rep/Maint/Eq	1,813.20	3,000.00	-1,186.80	60.4%
452.72 · Capital Improvements	21,239.96	30,000.00	-8,760.04	70.8%
453.21 · Supplies - Concession Stand	11,342.83	15,000.00	-3,657.17	75.6%
453.23 · Sr. Dinner (offset 367.50)	8,378.45	8,000.00	378.45	104.7%
453.37 · Maint/Repairs - Mini Golf	202.43	300.00	-97.57	67.5%
453.49 · Rec. Activities - Expenses	359.06	1,000.00	-640.94	35.9%
Total 452-453 · Recreation	170,919.75	202,200.00	-31,280.25	84.5%
454 · Parks				
454.25 · Maintenance Supplies	0.00	1,500.00	-1,500.00	0.0%
454.26 · Minor Equipment	1,764.98	1,000.00	764.98	176.5%
454.36 · Utilities	5,013.42	4,000.00	1,013.42	125.3%
454.37 · Maintenance - Repairs Services	15,008.74	7,000.00	8,008.74	214.4%
454.75 · Park Equip.- Cap.Improvements	3,419.00	3,000.00	419.00	114.0%
454.76 · Deposit/Refunds - Park Shelters	1,225.00	0.00	1,225.00	100.0%
Total 454 · Parks	26,431.14	16,500.00	9,931.14	160.2%
455 · Shade Trees				
455.22 · Shade Tree Operating Supplies	55.78	500.00	-444.22	11.2%
455.37 · Shade Tree Health Maintenance	9,365.41	14,000.00	-4,634.59	66.9%
455.44 · Shade Tree - Arborist	0.00	1,500.00	-1,500.00	0.0%
455.45 · Tree Plantings	1,341.44	3,000.00	-1,658.56	44.7%
455.46 · Boro Gardens	520.19	700.00	-179.81	74.3%
Total 455 · Shade Trees	11,282.82	19,700.00	-8,417.18	57.3%
456 · Libraries				
456.54 · Annual Contributions	64,166.74	70,000.00	-5,833.26	91.7%
Total 456 · Libraries	64,166.74	70,000.00	-5,833.26	91.7%

BOROUGH OF CRAFTON
GENERAL FUND FINANCIAL REPORT
 January through November 2019

	Jan - Nov 19	Budget	\$ Over Bu...	% of Bu...
457-459 · Community Activities				
457.295 · Seasonal Decorations	736.09	650.00	86.09	113.2%
457.50 · Military Banner Expenses	2,690.46	2,000.00	690.46	134.5%
458.22 · Community Center Supplies	63.19	250.00	-186.81	25.3%
459.56 · Borough Tributes	275.25	500.00	-224.75	55.1%
459.57 · Misc. Contributions	0.00	200.00	-200.00	0.0%
Total 457-459 · Community Activities	3,764.99	3,600.00	164.99	104.6%
462-463 · Community & Economic Develop				
462.22 · Newsletter-Printing/Postage	10,036.69	3,000.00	7,036.69	334.6%
462.34 · Advertising & Promotions	847.00	1,000.00	-153.00	84.7%
462.42 · Subscription Services	7,817.80	1,820.00	5,997.80	429.5%
462.72 · Design & Mobility Improvements	554.62	18,000.00	-17,445.38	3.1%
Total 462-463 · Community & Economic Develop	19,256.11	23,820.00	-4,563.89	80.8%
471 · Debt Services - Principal				
471.21 · PNC-Duncan/General Oblig. Lease	136,058.44	136,062.00	-3.56	100.0%
471.35 · PNC - Heavy Equipment Lease	11,383.31	12,440.00	-1,056.69	91.5%
471.351 · PNC - Dump Truck Lease	19,718.35	21,475.00	-1,756.65	91.8%
Total 471 · Debt Services - Principal	167,160.10	169,977.00	-2,816.90	98.3%
472 · Debt Services - Interest				
472.21 · PNC-Duncan/General Oblig. Lease	950.44	1,047.00	-96.56	90.8%
472.35 · PNC - Heavy Equipment Lease	1,667.64	1,798.00	-130.36	92.7%
472.351 · PNC- Dump Truck Lease	3,636.08	4,002.00	-365.92	90.9%
Total 472 · Debt Services - Interest	6,254.16	6,847.00	-592.84	91.3%
483 · Agency And Trust				
483.01 · Police Pension Contrib.	40,847.36	38,700.00	2,147.36	105.5%
483.10 · Police Pension Fund MMO	63,491.00	63,490.00	1.00	100.0%
483.30 · Employee Pension Fund MMO	93,066.00	93,070.00	-4.00	100.0%
Total 483 · Agency And Trust	197,404.36	195,260.00	2,144.36	101.1%
486 · Insurance				
486.01 · Compreh. Liability/Property Ins	82,562.00	80,000.00	2,562.00	103.2%
486.03 · Drug Screening	1,726.30	2,000.00	-273.70	86.3%
486.81 · Property Loss Claims-Borough	8,875.28	9,000.00	-124.72	98.6%
Total 486 · Insurance	93,163.58	91,000.00	2,163.58	102.4%
491 · Refunds of Prior Year Expenses				
491.02 · RE Tax Refund - Prior	1,674.09	2,000.00	-325.91	83.7%
491.03 · Refunds - LST	249.80	500.00	-250.20	50.0%
491.06 · Refunds - Trash Collection	0.00	300.00	-300.00	0.0%
491.50 · Service Tax Credit - R/E Refund	1,075.66			
491.51 · Service Tax Credit - EIT Refund	1,284.22			
491 · Refunds of Prior Year Expenses - Other	795.49			
Total 491 · Refunds of Prior Year Expenses	5,079.26	2,800.00	2,279.26	181.4%
492 · Interfund Operating Transfers				
492.04 · Transfer to Celebrates Fund	4,000.00	4,000.00	0.00	100.0%
Total 492 · Interfund Operating Transfers	4,000.00	4,000.00	0.00	100.0%
Total Expense	4,227,639.73	4,590,719.00	-363,079.27	92.1%
Net Income	312,559.11	0.00	312,559.11	100.0%

Crafton Celebrates Financial Report

January through November 2019

	Jan - No...	Budget	\$ Over B...	% of ...
Income				
367.00 - Celebrates Income	34,805.91	56,000.00	-21,194.09	62.2%
391.01 Trf from General Fund	4,000.00	4,000.00	0.00	100.0%
Total Income	38,805.91	60,000.00	-21,194.09	64.7%
Expense				
457.01 Celebrates Expense				
457.21 Misc. Expenses	209.92			
457.22 Marketing & Mailers	2,450.47			
457.31 Celebrates Fireworks	8,000.00	8,000.00	0.00	100.0%
457.35 Event Security	1,015.00			
457.38 Attractions & Rentals	19,840.61			
457.39 Entertainment-Stage	3,325.00			
457.41 Booth Expenses	3,090.39			
457.91 Refund - Vendors	85.00			
457.01 Celebrates Expense - Other	0.00	52,000.00	-52,000.00	0.0%
Total 457.01 Celebrates Expense	38,016.39	60,000.00	-21,983.61	63.4%
Total Expense	38,016.39	60,000.00	-21,983.61	63.4%
Net Income	789.52	0.00	789.52	100.0%

Road Tax Fund FINANCIAL REPORT

January through November 2019

	Jan - Nov 19	Budget	\$ Over Budget	% of ...
Income				
301.10 Road Tax - Current	483,644.01	476,160.00	7,484.01	101.6%
301.20 Road Tax - Prior	21,300.36	17,000.00	4,300.36	125.3%
319.01 Road Tax Pen/Int	3,547.42	5,000.00	-1,452.58	70.9%
354.03 Green Light-Go Disburse	0.00	704,051.00	-704,051.00	0.0%
363.25 Utility Reimburse-Paving	0.00	0.00	0.00	0.0%
380.01 Refund Prior Expenses	0.00	0.00	0.00	0.0%
392.31 TRF- Road Fund Reserve	0.00	114,500.00	-114,500.00	0.0%
Total Income	508,491.79	1,316,711.00	-808,219.21	38.6%
Gross Profit	508,491.79	1,316,711.00	-808,219.21	38.6%
Expense				
408.31 Engineering - Roads	25,415.85	60,000.00	-34,584.15	42.4%
408.315 Engineering - GLG	58,550.02	100,000.00	-41,449.98	58.6%
421.00 Bank Fees	0.00	0.00	0.00	0.0%
433.603 GLG - Grant Expenditure	0.00	704,051.00	-704,051.00	0.0%
433.605 GLG Construction Match	0.00	76,013.00	-76,013.00	0.0%
437.25 Equipment Repairs	441.38	8,000.00	-7,558.62	5.5%
438.45 Road - Contract Services	3,696.00	0.00	3,696.00	100.0%
438.74 Cap. Outlay - Equipment	0.00	0.00	0.00	0.0%
439.45 Road Paving Program	108,233.08	252,147.00	-143,913.92	42.9%
439.455 Road Program-Prior Year	24,879.52	114,500.00	-89,620.48	21.7%
491.10 Tax Refunds - Current	1,437.01	1,000.00	437.01	143.7%
491.20 Tax Refund - Prior	516.14	1,000.00	-483.86	51.6%
Total Expense	223,169.00	1,316,711.00	-1,093,542.00	16.9%
Net Income	285,322.79	0.00	285,322.79	100.0%

Sewer Fund FINANCIAL REPORT

January through November 2019

	Jan - Nov 19	Budget	\$ Over Budget	% of B...
Income				
319 · Interest/Penalty-Jordan	15,092.34	25,000.00	-9,907.66	60.4%
341 · Interest on Investment-PLGIT	28,486.32	9,000.00	19,486.32	316.5%
357.04 · GROW Grant Disbursement	0.00	94,053.00	-94,053.00	0.0%
364 · Current Sewer User Fees	1,821,303.36	2,020,000.00	-198,696.64	90.2%
364.01 · Delinquent Sewer User Fees	7,793.48	22,000.00	-14,206.52	35.4%
380 · Other - Alcosan Billing Reimb.	7,201.04	6,800.00	401.04	105.9%
381 · Reimb. Current Exp	0.00	0.00	0.00	0.0%
382 · Misc Income	0.00	0.00	0.00	0.0%
383.10 · Sewer Tap In Fees	0.00	0.00	0.00	0.0%
392.08 · Trf from Sewer Fund Reserve	0.00	220,090.00	-220,090.00	0.0%
Total Income	1,879,876.54	2,396,943.00	-517,066.46	78.4%
Gross Profit				
	1,879,876.54	2,396,943.00	-517,066.46	78.4%
Expense				
408.312 · Engineering - General Projects	190,761.39	70,000.00	120,761.39	272.5%
408.314 · Engineering - GROW Projects	16,405.21	24,000.00	-7,594.79	68.4%
408.316 · Engineering - Consent Order	57,333.25	141,000.00	-83,666.75	40.7%
421 · Office Supplies-Postage	0.00	1,000.00	-1,000.00	0.0%
425 · Maint/Rep.Materials	3,919.46	4,000.00	-80.54	98.0%
430 · Billing Fee - PAWC/Jordan	19,114.62	25,000.00	-5,885.38	76.5%
432 · Prof. Services - Legal	0.00	0.00	0.00	0.0%
436 · Alcosan - Qtrly Usage Chgs	773,676.78	1,032,000.00	-258,323.22	75.0%
437 · Equipment Repairs	5,159.20	10,000.00	-4,840.80	51.6%
438 · Fuel - Sweeper- Trk#108	6,602.57	5,000.00	1,602.57	132.1%
442 · Dues - Permits	7,913.66	8,000.00	-86.34	98.9%
445 · Vactor charge	9,700.00	10,000.00	-300.00	97.0%
446 · Munic. Claim Commission	1,234.33	4,500.00	-3,265.67	27.4%
470.1 · Principal - Pennvest I	49,316.28	53,735.00	-4,418.72	91.8%
470.2 · Principal - Pennvest II	35,900.14	39,123.00	-3,222.86	91.8%
471.1 · Interest - Pennvest I	11,492.71	12,602.00	-1,109.29	91.2%
471.2 · Interest - Pennvest II	8,605.64	9,430.00	-824.36	91.3%
471.35 · Principal - PNC - ELGIN Sweeper	37,053.32			
472.35 · Interest - PNC - ELGIN Sweeper	7,278.52			
473.702 · General Project Construction	68,825.75	350,000.00	-281,174.25	19.7%
473.704 · GROW Project Construction	3,819.50	94,053.00	-90,233.50	4.1%
473.706 · Consent Order - Contract Work	424,008.81	445,000.00	-20,991.19	95.3%
475 · Cap Equipment Purchases	250.00	55,000.00	-54,750.00	0.5%
491 · Refunds	2,729.49	3,500.00	-770.51	78.0%
492 · Capital Project - Reserve Fund	0.00	0.00	0.00	0.0%
Total Expense	1,741,100.63	2,396,943.00	-655,842.37	72.6%
Net Income	138,775.91	0.00	138,775.91	100.0%



Jordan Tax Service, Inc.

102 Rahway Road • McMurray, PA 15317-3349
(412) 835-5243 • Fax (412) 835-5244
(724) 731-2300 • Fax (724) 731-2398
www.jordantax.com

Tax & Record
Services
Municipal
Business
Individual

December 4, 2019

Borough of Crafton
Rachel J. Susko, Manager
Municipal Building
100 Stotz Avenue
Pittsburgh, PA 15205

RE: Delinquent Earned Income & Net Profits Tax
Collection Summary Report
November, 2019

Detailed below are the Delinquent Earned Income Tax Collections remitted to the Borough for the Month of November, 2019:

PERIOD	TAX	PEN & INT	MUNICIPAL SHARE (50.00%)	
			MONTH	YEAR TO DATE
2011 and Prior	\$ 798.60	\$ -	\$ 798.60	\$ 16,850.36
Add: Commissions	78.15	-	78.15	1,650.64
Refunds Issued	-	-	-	-
Net Collections	<u>\$ 876.75</u>	<u>\$ -</u>	<u>\$ 876.75</u>	<u>\$ 18,501.00</u>

Amounts Transferred:

Date	Reference	Amount
11/30/19	Ck #2207	\$ 876.75

Total Transfers \$ 876.75

We have enclosed our invoice for services.

Very truly yours,
JORDAN TAX SERVICE, INC.

WILLIAM R. LINNERT, JR.

BOROUGH OF CRAFTON
Earned Income Tax Collections
 January through November 2019

	<u>Jan - Nov...</u>	<u>Budget</u>	<u>\$ Over B...</u>	<u>% of B...</u>
Income				
310 · Act 511 Taxes				
310.21 · EIT - Current	594,327.12	570,000.00	24,327.12	104.3%
310.22 · EIT - Prior	216,617.00	235,000.00	-18,383.00	92.2%
Total 310 · Act 511 Taxes	<u>810,944.12</u>	<u>805,000.00</u>	<u>5,944.12</u>	<u>100.7%</u>
319 · Penalty/Interest				
319.12 · P&I - EIT	667.95	1,000.00	-332.05	66.8%
Total 319 · Penalty/Interest	<u>667.95</u>	<u>1,000.00</u>	<u>-332.05</u>	<u>66.8%</u>
Total Income	<u>811,612.07</u>	<u>806,000.00</u>	<u>5,612.07</u>	<u>100.7%</u>
Gross Profit	811,612.07	806,000.00	5,612.07	100.7%
Expense				
403 · Tax Collection				
403.48 · Jordan-Act 32 SWTax District	15,151.37	15,000.00	151.37	101.0%
Total 403 · Tax Collection	<u>15,151.37</u>	<u>15,000.00</u>	<u>151.37</u>	<u>101.0%</u>
Total Expense	<u>15,151.37</u>	<u>15,000.00</u>	<u>151.37</u>	<u>101.0%</u>
Net Income	<u><u>796,460.70</u></u>	<u><u>791,000.00</u></u>	<u><u>5,460.70</u></u>	<u><u>100.7%</u></u>

CURRENT YEAR TO DATE DISTRIBUTIONS

	Resident Tax Amount	Non- Resident Tax Amount	Pen/ Int Amount	Costs & Credits	Total Collections	Dist Year	Resident Tax Amount	Non- Resident Tax Amount	Pen/ Int Amount	TCD Commission	Charges & Credits	Total Distribution
2013 Collections	(394.34)	0.00	44.50	0.00	(349.84)	2019	(394.34)	0.00	44.50	6.30	0.00	(\$343.54)
2016 Collections	1,721.62	0.00	52.00	0.00	1,773.62	2019	1,721.62	0.00	52.00	(31.95)	0.00	\$1,741.67
2019 Collections	590,079.69	4,247.43	21.20	0.00	594,348.32	2019	590,079.69	4,247.43	21.20	(10,697.88)	0.00	\$583,650.44
2014 Collections	1,714.52	0.00	230.00	0.00	1,944.52	2019	1,714.52	0.00	230.00	(35.00)	0.00	\$1,909.52
2017 Collections	3,409.78	216.50	182.50	0.00	3,808.78	2019	3,409.78	216.50	182.50	(67.23)	0.00	\$3,741.55
2012 Collections	(78.64)	0.00	27.50	0.00	(51.14)	2019	(78.64)	0.00	27.50	0.95	0.00	(\$50.19)
2018 Collections	236,715.40	1,521.73	35.25	0.00	238,272.38	2019	236,715.40	1,521.73	35.25	(4,299.62)	0.00	\$233,972.76
2015 Collections	1,419.43	0.00	76.00	0.00	1,495.43	2019	1,419.43	0.00	76.00	(26.94)	0.00	\$1,468.49
2016 Refunds	(817.00)	0.00	0.00	0.00	(817.00)	2019	(817.00)	0.00	0.00	0.00	0.00	(\$817.00)
2017 Refunds	(417.50)	0.00	0.00	0.00	(417.50)	2019	(417.50)	0.00	0.00	0.00	0.00	(\$417.50)
2018 Refunds	(28,389.00)	0.00	0.00	0.00	(28,389.00)	2019	(28,389.00)	0.00	0.00	0.00	0.00	(\$28,389.00)
2015 Refunds	(6.50)	0.00	0.00	0.00	(6.50)	2019	(6.50)	0.00	0.00	0.00	0.00	(\$6.50)
Current Year To Date	804,957.46	5,985.66	668.95	0.00	811,612.07	2019	804,957.46	5,985.66	668.95	(15,151.37)	0.00	\$796,460.70



Jordan Tax Service, Inc.

102 Rahway Road • McMurray, PA 15317-3349

(412) 835-5243 • Fax (412) 835-5244

(724) 731-2300 • Fax (724) 731-2398

www.jordantax.com

Tax & Record
Services
Municipal
Business
Individual

December 4, 2019

Borough of Crafton
Rachel J. Susko, Manager
Municipal Building
100 Stotz Avenue
Pittsburgh, PA 15205

RE: Local Services Tax Collections
Collection Summary Report
November, 2019

Detailed below are the Local Services Tax Collections remitted to the Borough for the Collection Period of November 1, 2019 through November, 2019:

PERIOD	TAX	PEN & INT	TOTAL COLLECTIONS	YEAR TO DATE
2017 and Prior	\$ 332.00	\$ -	\$ 332.00	\$ 384.00
2018	258.00	-	258.00	12,703.96
2019	10,300.54	-	10,300.54	35,727.96
Total Collections	10,890.54	-	10,890.54	48,815.92
Refunds Issued	-	-	-	-
	<u>\$ 10,890.54</u>	<u>\$ -</u>		
Net Collections			<u>\$ 10,890.54</u>	<u>\$ 48,815.92</u>

Amounts Remitted:


Date	Batch #	Amount
11/04/19	38	\$ 1,187.97
11/06/19	39	1,829.93
11/12/19	40	254.00
11/12/19	41	291.28
11/13/19	42	1,762.62
11/18/19	43	3,711.09
11/18/19	44	564.00
11/18/19	52/51/48/45	1,167.66
11/20/19	46	108.99
11/26/19	47	13.00

Total Deposited \$ 10,890.54

We have enclosed our invoice for services.

Very truly yours,
JORDAN TAX SERVICE, INC.

WILLIAM R. LINNERT, JR.



Jordan Tax Service, Inc.

102 Rahway Road • McMurray, PA 15317-3349
 (412) 835-5243 • Fax (412) 835-5244
 (724) 731-2300 • Fax (724) 731-2398
 www.jordantax.com

Tax & Record Services
Municipal
Business
Individual

December 4, 2019

Borough of Crafton
 Rachel J. Susko, Manager
 Municipal Building
 100 Stotz Avenue
 Pittsburgh, PA 15205

RE: Business Privilege Tax
 Collection Summary Report
 November, 2019

Detailed below are the Business Privilege Tax Collections remitted to the Borough for the Collection Period of November 1, 2019 through November 30, 2019:

<u>PERIOD</u>	<u>TAX</u>	<u>LICENSE</u>	<u>PEN & INT</u>	<u>TOTAL COLLECTIONS</u>	<u>YEAR TO DATE</u>
2017 and Prior	\$ -	\$ -	\$ -	\$ -	\$ 1,026.77
2018	-	-	-	-	1,347.86
2019	31.95	10.00	6.77	48.72	61,577.46
Total Collections	31.95	10.00	6.77	48.72	63,952.09
Refunds Issued	-	-	-	-	-
	<u>\$ 31.95</u>	<u>\$ 10.00</u>	<u>\$ 6.77</u>		
Net Collections				<u>\$ 48.72</u>	<u>\$ 63,952.09</u>


Amounts Deposited:

<u>Date</u>	<u>Batch #</u>	<u>Amount</u>
11/12/19	39	\$ 48.72
Total Deposited		<u>\$ 48.72</u>

We have enclosed our invoice for services.

Very truly yours,
 JORDAN TAX SERVICE, INC.

William R. Linnert, Jr.
 WILLIAM R. LINNERT, JR.



Jordan Tax Service, Inc.

102 Rahway Road • McMurray, PA 15317-3349

(412) 835-5243 • Fax (412) 835-5244

(724) 731-2300 • Fax (724) 731-2398

www.jordantax.com

Tax & Record
Services

Municipal

Business

Individual

December 4, 2019

Borough of Crafton
Rachel J. Susko, Manager
Municipal Building
100 Stotz Avenue
Pittsburgh, PA 15205

RE: Mercantile Tax
Collection Summary Report
November, 2019

Detailed below are the Mercantile Tax Collections remitted to the Borough for the Collection Period of November 1, 2019 through November 30, 2019:

<u>PERIOD</u>	<u>TAX</u>	<u>PEN & INT</u>	<u>TOTAL COLLECTIONS</u>	<u>YEAR TO DATE</u>
2017 and Prior	\$ -	\$ -	\$ -	\$ 1,845.09
2018	-	-	-	29,444.95
2019	14,286.20	-	14,286.20	73,900.23
	<u>\$ 14,286.20</u>	<u>\$ -</u>		
Total Collections			<u>\$ 14,286.20</u>	<u>\$ 105,190.27</u>

Amounts Deposited:

<u>Date</u>	<u>Batch #</u>	<u>Amount</u>
11/04/19	21	\$ 13,275.23
11/12/19	22	986.79
11/25/19	23	24.18


Total Deposited

\$ 14,286.20

We have enclosed our invoice for services.

Very truly yours,
JORDAN TAX SERVICE, INC.

WILLIAM R. LINNERT, JR.



Jordan Tax Service, Inc.
 102 Rahway Road • McMurray, PA 15317-3349
 (412) 835-5243 • Fax (412) 835-5244
 (724) 731-2300 • Fax (724) 731-2398
 www.jordantax.com

**Tax & Record
 Services**
 Municipal
 Business
 Individual

December 4, 2019

Borough of Crafton
 Rachel J. Susko, Manager
 Municipal Building
 100 Stotz Avenue
 Pittsburgh, PA 15205

RE: Trash Removal
 Collection Summary Report
 November, 2019

Detailed below are the 2019 Trash Removal Collections remitted to the Borough for the Month of November, 2019:

	BILLING FEE	GARBAGE	TOTAL CURRENT PERIOD	YEAR TO DATE
FACE TAX	\$ 55.00	\$ 3,897.65	\$ 3,952.65	\$ 495,232.59
Less: Discount	-	-	-	(17,611.00)
Plus: Penalty	-	322.76	322.76	3,015.31
Total Collections	\$ 55.00	\$ 4,220.41	\$ 4,275.41	\$ 480,636.90

Amounts Deposited:

Date	Batch #	Amount
11/11/19	27	\$ 1,068.66
11/27/19	28	3,206.75
Total		4,275.41
Less: Refunds		-
Total Deposits		\$ 4,275.41

	BILLING	GARBAGE	YEAR-TO-DATE
FACE BALANCE 02/01/2019	\$ 9,875.00	\$ 571,560.00	\$ 581,435.00
Add: Additions	5.00	110.00	115.00
Less: Deletions	-	(440.00)	(440.00)
ADJUSTED FACE BALANCE	9,880.00	571,230.00	581,110.00
Less: Total Collections	(8,550.00)	(486,682.59)	(495,232.59)
Less: Turned Over to Delinquent	-	-	-
FACE BALANCE 11/30/2019	\$ 1,330.00	\$ 84,547.41	\$ 85,877.41

Very truly yours,
 JORDAN TAX SERVICE, INC.

William R. Linnert, Jr.
 WILLIAM R. LINNERT, JR.



Jordan Tax Service, Inc.

102 Rahway Road • McMurray, PA 15317-3349

(412) 835-5243 • Fax (412) 835-5244

(724) 731-2300 • Fax (724) 731-2398

www.jordantax.com

Tax & Record
Services
Municipal
Business
Individual

December 4, 2019

Borough of Crafton
Rachel J. Susko, Manager
Municipal Building
100 Stotz Avenue
Pittsburgh, PA 15205

RE: Real Estate Taxes
Collection Summary Report
November, 2019

Detailed below are the 2019 Real Estate Tax Collections deposited to the Borough account for the Month of November, 2019:

	CURRENT PERIOD			YEAR TO DATE
	REAL ESTATE	ROAD	TOTAL	
FACE TAX	\$ 588.65	\$ (90.32)	\$ 498.33	\$ 1,932,036.31
Less: Discount	32.54	11.01	43.55	(34,016.02)
Plus: Penalty	285.60	82.08	367.68	2,117.36
Total Collections	<u>\$ 906.79</u>	<u>\$ 2.77</u>	<u>\$ 909.56</u>	<u>\$ 1,900,137.65</u>

Amounts Deposited:

Date	Batch #	Amount
11/01/19	40	\$ 730.54
11/05/19	41	112.00
11/14/19	42	475.48
11/26/19	43	2,989.66
Total Deposits		4,307.68
Less: Refunds:	1002	(3,398.12)
Net Collections		<u>\$ 909.56</u>

	2018	2018	2019	2019	TOTAL
	REAL ESTATE	ROAD	REAL ESTATE	ROAD	
FACE BALANCE 3/1/2019	\$ -	\$ -	\$ 1,527,404.44	\$ 517,215.74	\$ 2,044,620.18
Add: Additions	-	-	12,804.88	4,336.05	17,140.93
Less: Exonerations	-	-	(3,936.81)	(1,333.16)	(5,269.97)
ADJUSTED FACE BALANCE	-	-	1,536,272.51	520,218.63	2,056,491.14
Less: Total Collections	-	-	(1,442,377.61)	(489,658.70)	(1,932,036.31)
Less: Turned Over to Delinquent	-	-	-	-	-
FACE BALANCE 11/30/2019	<u>\$ -</u>	<u>\$ -</u>	<u>\$ 93,894.90</u>	<u>\$ 30,559.93</u>	<u>\$ 124,454.83</u>

Very truly yours,
JORDAN TAX SERVICE, INC.

William R. Linnert, Jr.
WILLIAM R. LINNERT, JR.

Tax Collector's Monthly Report to Taxing Districts

For the Month of NOVEMBER, 2019
BOROUGH OF CRAFTON Taxing District

	Real Estate	Road	Prior Years Real Estate	Prior Years Road
A. Collections				
1. Balance Collectable-Beginning of Month	84,818.29	27,196.76	0.00	0.00
2A. Additions: During the Month(*)	12,179.90	4,124.42		
2B. Deductions: Credits During the Month - (from line 17)				
3. Total Collectable	96,998.19	31,321.18	0.00	0.00
4. Less: Face Collections for the Month	588.65	(90.32)		
5. Less: Deletions from the Lis! (Gentrifications)	2,514.64	851.53		
6. Less: Exonerations (*)				
7. Less: Liens/Non-Lienable Installments(*)				
8. Balance Collectable - End of Month	93,894.90	30,559.97	0.00	0.00
B. Reconciliation of Cash Collected				
9. Face Amount of Collections - (must agree with line 4)	588.65	(90.32)	0.00	0.00
10. Plus: Penalties	285.60	82.08		
11. Less: Discounts	(32.54)	(11.01)		
12. Total Cash Collector per Column	906.79	2.77	0.00	0.00
13. Total Cash Collected				909.56
C. Payment of Taxes				
14. Amount Remitted During the Month (*)				
Date	Transaction #	Amount	TOTAL ALL TAXES	
11/1/2019	40	730.54		
11/5/2019	41	112.00		
11/14/2019	42	475.48		
11/26/2019	43	2,989.66		
	1002 - Refunds	(3,398.12)		
		Total	\$	909.56
15. Amount paid with this Report Applicable to this Reporting Month	Tx. #		\$	909.56
16. Total Remitted This Month			\$	909.56
17. List, Other Credit Adjustments (*)				
Parcel #	Name	Amount		
		Total		
18. Interest Earnings (if applicable)		\$		

William R. Bennett
 Agent Acting on behalf of the Tax Collector
 Date 10/26/19

*+ Prior Yr. Collection: I verify this is a complete and accurate reporting of the balance collectable, taxes collected and remitted for the month.
 Received by (taxing district) William R. Bennett Date 10/26/19
 I acknowledge the receipt of this report.

Taxing District Use (Optional)	
Carryover from Previous Month \$	
Amount Collected This Month \$	
Less Amount Paid This Month \$	
Ending Balance \$	

JORDAN TAX SERVICE, INC.
102 RAHWAY ROAD
MCMURRAY, PA 15317-3349
(724) 731-2300

December 16, 2019

Borough of Crafton
 Rachel J. Susko, Manager
 Municipal Building
 100 Stotz Avenue
 Pittsburgh, PA 15205

Gentlemen:

We are forwarding herewith counterfoils for delinquent taxes and municipal claims collected and satisfied since date of our last report. We are also forwarding deposit slips as summarized below and the Prothonotary's receipts for satisfaction costs advanced by our office.

DELINQUENT TAXES:

Receipts: #13748-13766

	Face Tax	Penalty	Interest	Costs	TOTAL
Prior 2018	3,131.27	387.89	539.60	196.50	4,255.26
2018	2,959.58	263.11	133.47	262.00	3,618.16
Record/Sheriff Sale Costs					2,681.08
Commission Collected					393.69

MUNICIPAL CLAIMS: "Trash"

Receipts: #2124-2132

	Face Tax	Penalty	Interest	Costs	Comm	TOTAL
Commission Collected	2,214.00	217.24	-	44.00	-	2,475.24
						123.79

MUNICIPAL CLAIMS: "Trash"

Receipts: #4235-4238, 4240

	Face Tax	Penalty	Interest	Costs	Comm	TOTAL
* Commission Collected	339.69	-	-	-	-	339.69
						21.10

MUNICIPAL CLAIMS: "Sewage"

Receipts: #4239, 4241

	Face Tax	Penalty	Interest	Costs	Comm	TOTAL
Commission Collected	168.18	40.81	50.02	-	-	259.01
						25.90

Total Collections, Taxes and Claims:

Taxes	\$ 10,948.19	Ck. #1441	<u>\$ 14,192.92</u>
Trash	\$ 2,959.82	Ck. #1442	
Sewage	\$ 284.91	Ck. #1443	

Deposits Per Enclosed Receipts:


DATE	AMOUNT	DATE	AMOUNT	DATE	AMOUNT
11/08/19	1,517.68	11/20/19	1,027.00	11/27/19	342.94
11/08/19	9,071.25	11/21/19	25.00	11/27/19	692.28
11/12/19	200.00	11/21/19	40.00	12/02/19	50.00
11/12/19	435.70	11/21/19	50.00	12/02/19	457.00
11/20/19	99.07	11/22/19	185.00		

Total Deposits

14,192.92

*Partial Payments Not Yet Applied \$507.87

JORDAN TAX SERVICE, INC.


 William R. Linnert, Jr.

**BOROUGH OF CRAFTON
POLICE DEPARTMENT**

MARK A. SUMPTER
CHIEF OF POLICE

100 STOTZ AVENUE
CRAFTON, PENNSYLVANIA 15205

JAMES G. BLOOM
MAYOR



December 19, 2019

Crafton Police responded to 194 complaints during the month of November 2019.

The following 4 pages attached show a print out of the calls answered by Crafton Police.

Paid parking tags paid at the window - \$95.00

Copies of Police Reports – \$180.00

No solicitor permits were issued for the month of November

Two (2) truck permits were issued for the month of November - \$20.00

Fines collected by the Magistrate and paid to the borough for November - \$2,159.85

There were 67 citations issued, 40 citation warnings, 7 parking tags, 1 AccuTrak – 115 total

**Crafton Borough had one (1) narcotic related call for the month of November 2019.
Naloxone (Narcan) was not used by Crafton Police, it was used one time by EMS.**

Mileage on Police Cars:

Unit #11-1 - 2,597 miles ending at 68,154

Unit #11-2 - 1,969 miles ending at 65,024

Unit #11-3 - 1,355 miles ending at 55,444

Respectfully submitted,

Barbara H. Berkhouse
Police Secretary

Calls for Service - by Keyword

CRAFTON BOROUGH

Incidents Reported Between 11/01/2019 and 11/30/2019



Code	Description	Primary Count	Secondary UCR Count		
			Code 2	Code 3	Code 4
ACCIDENT M					
3100	MOTOR VEHICLE ACCIDENTS	2			
6004	TRAFFIC ACC. INVOLVING PROPERTY DAMAGE	2			
6008	ACCIDENT INVOLVING NONINJURY	2			
		<u>6</u>			
ALARM					
3810	SERVICE CALL-ALARMS-UNFOUNDED-EXCPT FIRE	12			
3840	FIRES (INCLUDING ALARMS-FOUNDED/UNFOUND)	7			
		<u>19</u>			
ANIMAL					
3805	SERVICE CALL-ANIMAL	1			
5502	ANIMAL COMPLAINTS - BARKING DOGS	1			
5505	ANIMAL COMPLAINT - DEER	4			
5506	ANIMAL COMPLAINTS - STRAY ANIMALS	3			
5510	ANIMAL COMPLAINTS - OTHER	1			
		<u>10</u>			
ASSAULT					
0440	ASSAULT - HANDS,FISTS,FEET	1			
ASSIST AGY					
3830	SERVICE CALL-ASSIST OTHER AGENCY	1			
ASSIST FIR					
7502	ASSIST OTHER AGENCIES - FIRE DEPT.	1			
ASSIST MOT					
3820	SERVICE CALL-ASSIST MOTORIST/DISABLE VEH	3			
ASSIST POL					
7504	ASSIST OTHER AGENCIES - OTHER POLICE	1			
BURGLARY					
0523	BURGLARY-NO FORCE-RESIDENCE-UNK.	1			
CHECK WELF					
3801	SERVICE CALL-CHECK WELFARE	5			
CRIM MISCH					
1410	CRIMINAL MISCHIEF TO AUTOMOBILES	1			
1440	CRIMINAL MISCHIEF - ALL OTHER	1			
		<u>2</u>			
DISTURBANC					
3610	DISTURBANCES-NOISE	3			
3620	DISTURBANCES-OTHER (FIGHTS,DISPUTES,ETC)	7			
		<u>10</u>			
DOA					

Calls for Service - by Keyword

CRAFTON BOROUGH

Incidents Reported Between 11/01/2019 and 11/30/2019



Code	Description	Primary Count	Secondary UCR Count		
			Code 2	Code 3	Code 4
DOA					
3320	DOA	2			
DOMESTIC					
3600	DISTURBANCES-DOMESTIC	4			
DRUG					
1891	DRUG EQUIPMENT VIOLATIONS	1			
DUI					
2111	DRIVING UNDER THE INFLUENCE - ALCOHOL	1			
2122	DRIVE UNDER INFLUENCE - DRUGS-IMPAIRED	1			
		<u>2</u>			
ELECTRICAL					
4026	NON-CRIMINAL-WIRES AND POLES DOWN	3			
FOUND ANIM					
5002	LOST & FOUND - FOUND ANIMAL	1			
FOUND ARTI					
5004	LOST & FOUND - FOUND ARTICLES	2			
FRAUD					
1100	FRAUD	1			
1150	FRAUD - CREDIT CARDS, ATM	1			
		<u>2</u>			
HARASSSMEN					
2410	HARASSMENT BY COMMUNICATION	1			
HAZARDOUS					
3850	HAZARDOUS CONDITIONS	1			
HIT AND RU					
8519	HIT AND RUN ACCIDENT	5			
MEDICAL					
3870	MEDICAL EMERGENCY	22			
7008	PUBLIC SERVICES - MEDICAL ASSISTANCE	27			
		<u>49</u>			
MENTAL					
3400	MENTAL HEALTH	2			
OPEN BURN					
2820	TWP ORD-OPEN BURNING	2			

Calls for Service - by Keyword

CRAFTON BOROUGH

Incidents Reported Between 11/01/2019 and 11/30/2019



Code	Description	Primary Count	Secondary UCR Count		
			Code 2	Code 3	Code 4
PROPERTY					
2910	LOST/MISSING PROPERTY	1			
PUBL DRUNK					
2300	PUBLIC DRUNKENESS	1			
RECOV PROP					
3000	FOUND/RECOVERED PROPERTY	2			
SUICIDE					
3300	SUICIDES	1			
SUSP AUTO					
4020	NON-CRIMINAL - SUSPICIOUS AUTO	1			
SUSPICIOUS					
3500	SUSPICIOUS PERSONS,AUTOS,CIRCUMSTANCES	18			
SVC CALL					
3800	SERVICE CALL-MISCELLANEOUS	5			
THEFT					
0617	THEFT-\$200 & OVER-FROM BUILDINGS	1			
0619	THEFT-\$200 & OVER-ALL OTHER	1			
0623	THEFT-\$50 TO \$200-RETAIL THEFT	2			
0629	THEFT-\$50 TO \$200-ALL OTHER	1			
0633	THEFT-UNDER \$50-RETAIL THEFT	6			
		<hr/>			
		11			
TRAF CIT					
CITT	TRAFFIC CITATION	49			
TRAFFIC					
3900	TRAFFIC & PARKING PROBLEMS	12			
6610	TRAFFIC RELATED - MOTORIST AID	1			
		<hr/>			
		13			
TRESPASS					
2660	TRESPASSING OF REAL PROPERTY	1			
WARRANT					
8010	WARRANTS - LOCAL - CRIMINAL	1			
8110	WARRANTS - OTHER AUTHORITY - CRIMINAL	1			
		<hr/>			
		2			
XXXX	*Restricted	1			

December 10, 2019

Calls for Service - by Keyword

CRAFTON BOROUGH

Incidents Reported Between 11/01/2019 and 11/30/2019



Code	Description	Primary Count	Secondary UCR Count		
			Code 2	Code 3	Code 4
Total Calls		243			
		<u>49</u>			
		194			



**Crafton Borough Report
November 2019**

Total Run Numbers:

- Total Emergency and Non-Emergency 911 Responses: **59**
Average Response Time (E0-E4): **5 min. 18 sec.**
- Total Emergency 911 Response: **56**
Average Response Time (E0-E3): **5 min. 17 sec.**
- Total Highest Priority Response: **32**
Average Response Time (E0-E1): **4 min. 52 sec.**

Response Times by Category and NFPA Compliance:

- E0 Response: **10**
Average Response Time: **4 min. 10 sec.**
NFPA Compliance: **100%**
- E1 Response: **22**
Average Response Time: **5 min. 13 sec.**
NFPA Compliance: **95.45%**
- E0 + E1 Response: **32**
Average Response Time: **4 min. 52 sec.**
NFPA Compliance: **96.87%**
- E2 Response: **12**
Average Response Time: **5 min. 51 sec.**
- E3 Response: **12**
Average Response Time: **5 min. 43 sec.**
- E4 Response: **3**
Average Response Time: **6 min. 08 sec.**

Standbys:

- Scott Township EMS (Station 740) Standby Request: **0**
Calls Given to Station 740 in Crafton: **0**
- Ingram EMS (Station 760) Standby Request: **0**
Calls Given to Station 760 in Crafton: **0**
- Robinson EMS (Station 810) Standby Request: **0**
Calls Given to Station 810 in Crafton: **0**
- Average Response Time for Mutual Aid Services: **n/a**
- NorthWest EMS Requested for Mutual Aide:
Calls Taken for Station 810: **4**
Calls Taken for Station 760: **22**
Calls Taken for Station 740: **0**
Calls Taken for Station 815: **0**

Date Enroute	Response Code	Dispatch Time	On Scene Time	Response Time	Ref. Address Line 1 and Line 2	Unit	Outcome
11/1/2019	E0	14:47:10	14:49:27	0:02:17	25 E CRAFTON AVE	1914	AGH
11/1/2019	E1	15:11:31	15:18:26	0:06:55	1 WALSH RD	1904	Sewickley
11/3/2019	E2	1:02:09	1:20:24	0:18:15	128 DINSMORE AVE	1914	Refused
11/3/2019	E1	10:40:39	10:51:46	0:11:07	38 UNION AVE	1907	Refused
11/3/2019	E2	17:09:42	17:15:26	0:05:44	25 E CRAFTON AVE	1907	Cancelled
11/3/2019	E3	18:07:40	18:11:33	0:03:53	1215 FOSTER AVE	Squad 1952	OVH
11/4/2019	E3	9:39:02	9:43:26	0:04:24	251 NOBLE AVE	1914	AGH
11/4/2019	E1	11:02:54	11:05:49	0:02:55	108 DINSMORE AVE	1914	St. Clair
11/4/2019	E3	12:15:58	12:25:03	0:09:05	125 HALDANE ST	1903	Dead at Scene
11/4/2019	E3	22:31:52	22:31:52	0:00:00	75 THOMAS ST	1907	AGH
11/5/2019	E1	15:05:35	15:11:32	0:05:57	1215 FOSTER AVE	1914	Dead at Scene
11/5/2019	E0	15:32:44	15:39:00	0:06:16	2500 CRAFTON BLVD	1907	Dead at Scene
11/5/2019	E1	17:09:25	17:12:20	0:02:55	25 E CRAFTON AVE	1914	Refused
11/6/2019	E1	18:37:11	18:43:14	0:06:03	94 S GRANDVIEW AVE	1914	Children's
11/6/2019	E3	20:00:04	20:07:25	0:07:21	51 WALSH RD	1903	Children's
11/8/2019	E1	10:16:00			246 W STEUBEN ST	1915	Cancelled
11/8/2019	E1	13:53:03	13:56:41	0:03:38	63 HAWTHORNE AVE	1914	Mercy
11/8/2019	E3	15:17:34	15:29:46	0:12:12	201 CLEARVIEW AVE	1907	Mercy
11/9/2019	E1	6:59:26	7:02:18	0:02:52	25 E CRAFTON AVE	1914	St. Clair
11/9/2019	E1	9:17:00	9:20:52	0:03:52	1215 FOSTER AVE	1914	OVH
11/9/2019	E0	13:56:11	14:01:22	0:05:11	51 WALSH RD	1903	St. Clair
11/9/2019	E3	14:51:42	14:53:42	0:02:00	25 E CRAFTON AVE	1914	AGH
11/9/2019	E0	19:57:32	20:00:23	0:02:51	44 WARREN ST	1914	AGH
11/9/2019	E1	22:28:32	22:32:49	0:04:17	11 N LINWOOD AVE	1914	Mercy
11/10/2019	E0	10:38:40	10:42:45	0:04:05	19 UNION AVE	1914	Refused
11/11/2019	E2	14:41:08	14:41:08	0:00:00	25 E CRAFTON AVE	1914	OVH
11/11/2019	E3	16:02:31	16:11:24	0:08:53	630 BROADHEAD AVE	1914	Mercy
11/11/2019	E0	20:24:56	20:29:27	0:04:31	45 CREIGHTON AVE	1914	Mercy
11/12/2019	E1	9:38:28	9:43:40	0:05:12	1215 FOSTER AVE	1914	AGH
11/12/2019	E1	10:25:07	10:33:26	0:08:19	39 WHITE AVE	1915	Standby - Fire
11/12/2019	E2	11:53:16	11:56:24	0:03:08	25 E CRAFTON AVE	1914	False Call
11/12/2019	E1	12:06:52	12:13:21	0:06:29	61 WOODLAWN AVE	1914	Lift Assist, No Patient Transported
11/12/2019	E3	14:23:16	14:29:51	0:06:35	131 BRADFORD AVE	1914	St. Clair

11/12/2019	E1	19:41:43	19:43:42	0:01:59	1763 BARR AVE	1914	Standby - Fire
11/13/2019	E2	7:09:01	7:14:56	0:05:55	1215 FOSTER AVE	1914	Mercy
11/13/2019	E1	13:42:21	13:48:29	0:06:08	11 FOSTER AVE	1914	Refused
11/15/2019	E0	23:28:17	23:30:29	0:02:12	34 E CRAFTON AVE	1914	Mercy
11/16/2019	E1	1:39:23	1:44:27	0:05:04	74 FOUNTAIN ST	1901	St. Clair
11/16/2019	E0	23:04:42	23:06:57	0:02:15	48 DIVISION ST	1901	Mercy
11/17/2019	E2	0:45:04	0:49:05	0:04:01	MCMUNN AVE/CRAFTON BLVD	1901	Refused
11/17/2019	E2	13:38:42	13:44:08	0:05:26	24 CHARTIERS AVE	1901	No Patient Found
11/17/2019	E2	14:54:14	15:01:51	0:07:37	20 S GRANDVIEW AVE	1901	St. Clair
11/18/2019	E1	16:11:02	16:15:09	0:04:07	245 W STEUBEN ST	1901	No Patient Found
11/18/2019	E2	20:55:50	20:58:23	0:02:33	25 E CRAFTON AVE	1901	No Patient Found
11/19/2019	E2	0:58:02	1:04:33	0:06:31	25 E CRAFTON AVE	1901	Cancelled
11/21/2019	E3	21:54:43	22:01:35	0:06:52	80 HIGHLAND AVE	1914	SHADYSIDE
11/22/2019	E1	0:28:21			25 E CRAFTON AVE	1903	Cancelled
11/22/2019	E4	10:28:05	10:36:59	0:08:54	61 WOODLAWN AVE	1914	Refused
11/22/2019	E2	16:41:32	16:47:39	0:06:07	1215 FOSTER AVE	1909	Standby - Fire
11/24/2019	E1	15:45:55	15:51:46	0:05:51	409 CLEARVIEW AVE	1914	AGH
11/25/2019	E0	13:24:39	13:31:59	0:07:20	51 WALSH RD	1909	OVH
11/25/2019	E2	21:09:45	21:14:35	0:04:50	1215 FOSTER AVE	1914	False Call
11/27/2019	E3	16:09:17	16:11:10	0:01:53	25 E CRAFTON AVE	1914	Refused
11/27/2019	E4	19:57:54	20:01:17	0:03:23	5 DAKOTA ST	1914	Refused
11/29/2019	E1	13:16:11	13:21:06	0:04:55	CRAFTON BLVD/W STEUBEN ST	1914	AGH
11/29/2019	E1	17:33:08	17:39:03	0:05:55	71 OREGON AVE	1914	Standby - Fire
11/29/2019	E0	19:01:27	19:06:06	0:04:39	1215 FOSTER AVE	1914	Mercy
11/30/2019	E4	7:46:57			1759 CRAFTON BLVD	1915	Cancelled
11/30/2019	E3	16:33:06	16:38:39	0:05:33	27 UNION AVE	1914	Magee

Building Inspection Report

November 2019

November Reports Received

(Attached)

Building Inspection Underwriters

Allegheny County R/E Transfer

Certificates & Permits Issued

November 2019

Rental Inspection Certificates Issued	5
Zoning Use/Occupancy Certificates Issued	6
Building/Zoning Permits Issued	3



CRAFTON PUBLIC LIBRARY BOARD REPORT NOVEMBER 2019

PROGRAMMING

ADULT PROGRAMS AND EVENTS	Sessions	Attendance
Conversation Salon	1	11
NSA Book Club	1	1
Scrabble	3	9
Tech Help	4	9
Writers' Support	1	6
Yoga	4	64
ADULT TOTALS	14	100

TEEN PROGRAMS AND EVENTS	Sessions	Attendance
Anime Club	2	8
MAKE IT: 3D Doodle Art	1	3
Dungeons & Dragons	2	7
TEEN TOTALS	5	18

JUVENILE PROGRAMS AND EVENTS	Sessions	Attendance
Bozwell & Grindella Display	1	25
Chemical Concoctions with Carnegie Science Center	1	14
STEAM Night	3	19
Homeschool Art Class	4	8
American Girl Club	1	11
Art for All Ages	4	17
Light Up Crafton	1	366
JUVENILE TOTALS	15	460

PRESCHOOL PROGRAMS AND EVENTS	Sessions	Attendance
Family Storytime	4	46
Tails & Tales Storytime	1	10
Evening Storytime	4	18
Precious Angels	2	31
PRESCHOOL TOTALS	11	105

OUTREACH	Sessions	Attendance
Crafton Elementary K + 2	1	100
Crafton Elementary 1	1	50
OUTREACH TOTALS	2	150

TOTAL ALL PROGRAMS	47	833
---------------------------	-----------	------------

VISITORS

TOTAL
4,674

CIRCULATION

CIRCULATION	Percent	Quantity
Adult Books	34.3%	664
Adult Media	18.4%	357
YA Books	3.3%	64
Children & Middle Grade Books	37.6%	730
Children & Middle Grade Media	6.4%	124
CIRCULATION TOTALS	100%	1,939

HIGHLIGHTS

- Mikayla visited Crafton Elementary to read to the Kindergarten, 1st, and 2nd grade classes for the Picture Book Choice Awards! The kids will be read 5 books and will be taught about voting and civic responsibility by choosing their favorite at the end of the school year!
- We welcomed the Science Center to host a Chemical Concoctions program for the Crafton children off of school on Election Day.
- We had our new wireless access points installed—we now have three and they are more evenly disbursed throughout the library than they had been previously.
- Mikayla launched a new teen program: MAKE IT night. It got off to a modest start.
- Light Up Crafton was by far the highlight of our month! We are looking forward to being involved year after year. This year was great but was also a learning opportunity. It will be a fun new tradition!