

MONTHLY REPORTS

DECEMBER 2019

FOR PUBLIC INSPECTION

**BOROUGH OF CRAFTON
TREASURER'S REPORT
December 31, 2019**

DEMAND DEPOSITS

Balance to General Fund	226,554.09	
Total Receipts	303,397.61	
Subtotal	529,951.70	
Total Disbursements	-388,736.23	
General Fund		141,215.47
Payroll Account		5,882.01
Alcosan		4,349.88
Capital Projects Reserve Fund		135,040.22
Fire Equipment Fund		1,055.12
Road Tax Fund		815,018.24
Insurance Escrow		(19.00)
Med Saver		1,355.58
Crafton Celebrates		17,094.59
Planning Commission		679.94
Total Demand Deposits		1,121,672.05

INVESTMENTS

Pennsylvania Local Government Trust General Fund		1,449,612.38
Pennsylvania Local Government Trust Sewer Account		1,420,765.28
Pennsylvania Local Government Trust Highway Aid		31,246.83
PNC DB Trust Police Pension		4,995,978.70
PNC DB Trust Employee Pension		1,540,244.89
Total Investments		9,437,848.08

TOTAL DEMAND DEPOSITS AND INVESTMENT ACCOUNTS

10,559,520.13



Annette M. Lherbier, Treasurer

BOROUGH OF CRAFTON
GENERAL FUND FINANCIAL REPORT
 January through December 2019

	<u>Jan - Dec 19</u>	<u>Budget</u>	<u>\$ Over Bu...</u>	<u>% of Bu...</u>
Income				
301 · Real Estate Taxes				
301.10 · Real Estate - Current	1,429,062.14	1,406,150.00	22,912.14	101.6%
301.20 · Real Estate - Prior Year	3,203.56	3,000.00	203.56	106.8%
301.50 · Real Estate - Delinq/Leined	81,198.66	50,000.00	31,198.66	162.4%
Total 301 · Real Estate Taxes	1,513,464.36	1,459,150.00	54,314.36	103.7%
310 · Act 511 Taxes				
310.10 · Real Estate Transfer Tax	87,106.43	50,000.00	37,106.43	174.2%
310.21 · EIT - Current	639,792.45	570,000.00	69,792.45	112.2%
310.22 · EIT - Prior	217,264.99	235,000.00	-17,735.01	92.5%
310.23 · EIT - Delinquent	16,624.27	40,000.00	-23,375.73	41.6%
310.31 · Mercantile - Current	103,210.97	105,000.00	-1,789.03	98.3%
310.36 · Business Priviledge - Current	61,327.70	63,000.00	-1,672.30	97.3%
310.51 · Local Service Tax - Current	48,929.76	50,000.00	-1,070.24	97.9%
Total 310 · Act 511 Taxes	1,174,256.57	1,113,000.00	61,256.57	105.5%
319 · Penalty/Interest				
319.01 · P&I - Real Estate Tax	2,534.20	3,500.00	-965.80	72.4%
319.02 · P&I - Delinq. Real Estate Tax	51,866.08	32,000.00	19,866.08	162.1%
319.12 · P&I - EIT	697.45	1,000.00	-302.55	69.7%
319.122 · P&I - Delinq. EIT	2,813.45	3,000.00	-186.55	93.8%
319.13 · P&I - Mercantile	1,979.30	500.00	1,479.30	395.9%
319.15 · P&I - Local Service Tax	2.16	0.00	2.16	100.0%
319.18 · P&I - Business Priviledge	403.03	600.00	-196.97	67.2%
Total 319 · Penalty/Interest	60,295.67	40,600.00	19,695.67	148.5%
321 · Business Licenses & Permits				
321.61 · Soliciting Permits	310.00	800.00	-490.00	38.8%
321.75 · Mechanical Devices	3,900.00	4,500.00	-600.00	86.7%
321.80 · Cable Franchise Fees	99,914.72	112,000.00	-12,085.28	89.2%
321.90 · Business Licenses	2,410.00	2,500.00	-90.00	96.4%
Total 321 · Business Licenses & Permits	106,534.72	119,800.00	-13,265.28	88.9%
322 · Non-Business Licenses & Permits				
322.80 · Street Openings	4,790.00	11,000.00	-6,210.00	43.5%
322.81 · Street Pole Permits	140.00	50.00	90.00	280.0%
322.83 · Truck Parking Permits	410.00	200.00	210.00	205.0%
Total 322 · Non-Business Licenses & Permits	5,340.00	11,250.00	-5,910.00	47.5%
331 · Fines & Forfeits				
331.10 · Fines - Magistrate/County	30,732.40	33,000.00	-2,267.60	93.1%
331.12 · Code/Ordinance Violations	3,023.53	300.00	2,723.53	1,007.8%
331.14 · M/Veh Violations/State Police	3,774.76	4,000.00	-225.24	94.4%
331.41 · Public Nuisance Remediation-Pmt	2,400.00	0.00	2,400.00	100.0%
Total 331 · Fines & Forfeits	39,930.69	37,300.00	2,630.69	107.1%
341-342 · Interest, Rents & Royalties				
341.01 · Income on Investments	30,726.29	7,000.00	23,726.29	438.9%
342.00 · Rental Income	26,123.79	26,052.00	71.79	100.3%
Total 341-342 · Interest, Rents & Royalties	56,850.08	33,052.00	23,798.08	172.0%
354 · State Grant Proceeds				
354.15 · Act 101 Recycling Grant	10,086.00	5,000.00	5,086.00	201.7%
Total 354 · State Grant Proceeds	10,086.00	5,000.00	5,086.00	201.7%
355 · State Shared Revenues & Entitle				
355.01 · PURTA	2,836.18	3,200.00	-363.82	88.6%
355.04 · Liquor Licenses	1,000.00	1,000.00	0.00	100.0%
355.05 · Pension State Aid	138,253.47	130,000.00	8,253.47	106.3%
355.07 · Foreign Fire Fund	27,864.93	26,000.00	1,864.93	107.2%
355.09 · Act 13 Impact Fee	1,109.43	1,000.00	109.43	110.9%
Total 355 · State Shared Revenues & Entitle	171,064.01	161,200.00	9,864.01	106.1%

BOROUGH OF CRAFTON
GENERAL FUND FINANCIAL REPORT
 January through December 2019

	Jan - Dec 19	Budget	\$ Over Bu...	% of Bu...
357 · County Shared Revenue & Grants				
357.01 · 1% Sales Tax (RAD)	246,412.82	220,000.00	26,412.82	112.0%
357.012 · Act 167 Mini Grant	2,000.00	2,000.00	0.00	100.0%
Total 357 · County Shared Revenue & Grants	248,412.82	222,000.00	26,412.82	111.9%
358 · Intergov. Contract Services				
358.10 · Police Services-Thornburg	98,312.04	92,668.00	5,644.04	106.1%
358.11 · Fire Protection Services	8,500.08	8,500.00	0.08	100.0%
Total 358 · Intergov. Contract Services	106,812.12	101,168.00	5,644.12	105.6%
360-363 · Departmental Earnings				
361.33 · Permits- Zoning Use	4,810.00	4,000.00	810.00	120.3%
361.34 · Hearing Fees-Zoning & Planning	1,000.00	1,000.00	0.00	100.0%
362.11 · Sale of Accident Reports	2,040.00	1,600.00	440.00	127.5%
362.141 · Crossing Guard Reimb.	44,756.67	45,000.00	-243.33	99.5%
362.40 · Permits- Build/Elec/Plub/Mech	51,777.00	12,000.00	39,777.00	431.5%
362.45 · Permits- Occupancy	8,245.00	8,500.00	-255.00	97.0%
362.48 · Rental Inspection Fee	9,385.00	5,500.00	3,885.00	170.6%
362.55 · Other Permits Code Enforce	1,015.00	700.00	315.00	145.0%
362.74 · Reimburse - P/D Overtime Detail	9,156.06	7,000.00	2,156.06	130.8%
362.75 · Drug Task Force OT Reimb	4,084.50	3,000.00	1,084.50	136.2%
363.51 · PennDot Snow Removal	8,139.93	7,000.00	1,139.93	116.3%
Total 360-363 · Departmental Earnings	144,409.16	95,300.00	49,109.16	151.5%
364 · Sanitation - Garbage Collection				
364.30 · Current Garbage Collection Fee	479,021.64	473,110.00	5,911.64	101.2%
364.32 · Jordan- Refuse Bill Fee	8,530.00	8,300.00	230.00	102.8%
364.35 · Garbage Collection - Delinq.	74,389.27	60,000.00	14,389.27	124.0%
364.36 · P&I - Garbage Collection	3,421.47	4,000.00	-578.53	85.5%
364.362 · P&I - Delinq. Garbage Coll.	17,962.51	20,000.00	-2,037.49	89.8%
Total 364 · Sanitation - Garbage Collection	583,324.89	565,410.00	17,914.89	103.2%
367 · Recreation Fees				
367.10 · Minature Golf Pay to Play	435.00	100.00	335.00	435.0%
367.14 · Park Shelter Rental Fee	5,500.00	4,000.00	1,500.00	137.5%
367.15 · Community Room Rental Fee	5,500.00	2,200.00	3,300.00	250.0%
367.20 · Pool Passes	30,780.00	31,000.00	-220.00	99.3%
367.21 · Pool General Admission	53,821.00	48,000.00	5,821.00	112.1%
367.22 · Swimming Lessons	4,652.00	4,500.00	152.00	103.4%
367.23 · Pool/Mini Golf Rentals	7,435.00	5,000.00	2,435.00	148.7%
367.24 · AquaRobics/Volleyball	486.00	350.00	136.00	138.9%
367.25 · Chair Rentals-Locks	1,179.00	1,000.00	179.00	117.9%
367.30 · Sale of Wood Chips/Compost	100.00	0.00	100.00	100.0%
367.40 · Pool Concessions	25,252.30	24,000.00	1,252.30	105.2%
367.50 · Senior Dinner-Fees	3,251.00	2,300.00	951.00	141.3%
367.52 · Fundraising-Recreation	6,166.01	7,000.00	-833.99	88.1%
Total 367 · Recreation Fees	144,557.31	129,450.00	15,107.31	111.7%
380 · Misc. Revenues				
380.01 · Refunds on Current Expenditures	2,385.90	0.00	2,385.90	100.0%
380.02 · Other	4,031.26	0.00	4,031.26	100.0%
380.03 · Insurance Dividends	49,550.95	45,000.00	4,550.95	110.1%
380.50 · Military Banner Receipts	2,032.00	2,000.00	32.00	101.6%
Total 380 · Misc. Revenues	58,000.11	47,000.00	11,000.11	123.4%
388 · Fiduciary Funds				
388.01 · Police Pension Contribution	44,488.26	38,700.00	5,788.26	115.0%
Total 388 · Fiduciary Funds	44,488.26	38,700.00	5,788.26	115.0%
391 · Proceeds-Gen. Fixed Asset Dispo				
391.10 · Sale of Fixed Assets	4,300.00	0.00	4,300.00	100.0%
391.20 · Compensation of Fixed Assets	12,371.28	5,000.00	7,371.28	247.4%
Total 391 · Proceeds-Gen. Fixed Asset Dispo	16,671.28	5,000.00	11,671.28	333.4%

BOROUGH OF CRAFTON
GENERAL FUND FINANCIAL REPORT
January through December 2019

	<u>Jan - Dec 19</u>	<u>Budget</u>	<u>\$ Over Bu...</u>	<u>% of Bu...</u>
392 · Interfund Transfers				
392.30 · Transfer from Capital Projects	6,000.00	13,469.00	-7,469.00	44.5%
392.35 · Transfer from Highway Aid	179,969.69	177,000.00	2,969.69	101.7%
392.90 · Transfer - Unreserved Fund Bal.	0.00	215,870.00	-215,870.00	0.0%
Total 392 · Interfund Transfers	<u>185,969.69</u>	<u>406,339.00</u>	<u>-220,369.31</u>	<u>45.8%</u>
Total Income	<u>4,670,467.74</u>	<u>4,590,719.00</u>	<u>79,748.74</u>	<u>101.7%</u>
Gross Profit	<u>4,670,467.74</u>	<u>4,590,719.00</u>	<u>79,748.74</u>	<u>101.7%</u>
Expense				
400 · Borough Council				
400.05 · Salary - Council	7,735.87	8,400.00	-664.13	92.1%
400.24 · Council Meeting Expenses	145.95	1,000.00	-854.05	14.6%
400.42 · Subscriptions/Memberships-Boro	3,406.75	3,000.00	406.75	113.6%
400.46 · Meetings, Conferences & Training	3,113.38	6,000.00	-2,886.62	51.9%
Total 400 · Borough Council	<u>14,401.95</u>	<u>18,400.00</u>	<u>-3,998.05</u>	<u>78.3%</u>
401 · Mayor				
401.05 · Salary - Mayor	1,800.00	1,800.00	0.00	100.0%
401.42 · Subscriptions/Memberships-Mayor	130.00	130.00	0.00	100.0%
Total 401 · Mayor	<u>1,930.00</u>	<u>1,930.00</u>	<u>0.00</u>	<u>100.0%</u>
402 · Auditing & Financial Admin				
402.31 · Auditing - Professional Auditor	12,419.25	12,000.00	419.25	103.5%
402.45 · Payroll Contract	6,509.54	6,500.00	9.54	100.1%
Total 402 · Auditing & Financial Admin	<u>18,928.79</u>	<u>18,500.00</u>	<u>428.79</u>	<u>102.3%</u>
403 · Tax Collection				
403.11 · Salary - Property Tax Collector	480.00	480.00	0.00	100.0%
403.31 · Auditing Services (Odd Years)	288.62			
403.35 · Bonds - Property Tax Collector	544.00	450.00	94.00	120.9%
403.46 · Jordan-Liens-Revivals-SherSales	12,428.31	12,000.00	428.31	103.6%
403.461 · Jordan Tax - TCF Fees	18,659.69	18,000.00	659.69	103.7%
403.462 · Jordan Tax - R/E Tax Collec Fee	7,553.70	7,500.00	53.70	100.7%
403.463 · Jordan Tax-Prior R/E Tax Fee	23,564.75	15,000.00	8,564.75	157.1%
403.47 · Jordan Act 511 Fees	6,731.25	10,000.00	-3,268.75	67.3%
403.48 · Jordan-Act 32 SWTax District	16,004.89	15,000.00	1,004.89	106.7%
403.76 · Rad Tax Payment	3,128.98	500.00	2,628.98	625.8%
Total 403 · Tax Collection	<u>89,384.19</u>	<u>78,930.00</u>	<u>10,454.19</u>	<u>113.2%</u>
404 · Solicitor/Legal Services				
404.31 · Solicitor Expenses	51,957.50	55,000.00	-3,042.50	94.5%
404.40 · Legal-Litigation	0.00	1,000.00	-1,000.00	0.0%
Total 404 · Solicitor/Legal Services	<u>51,957.50</u>	<u>56,000.00</u>	<u>-4,042.50</u>	<u>92.8%</u>
405 · Administrative Staff				
405.10 · Salary - Manager	76,500.00	76,500.00	0.00	100.0%
405.11 · Salary - Treasurer	3,000.00	3,000.00	0.00	100.0%
405.12 · Salary - Full Time Staff	84,179.36	83,200.00	979.36	101.2%
405.15 · Administrative Intern	432.01	3,500.00	-3,067.99	12.3%
405.154 · Health & Accident & STD	1,067.40	800.00	267.40	133.4%
405.156 · Hospitalization	55,147.08	58,000.00	-2,852.92	95.1%
405.161 · Social Security	12,831.99	13,000.00	-168.01	98.7%
405.162 · Unemployment Compensation	1,021.21	1,000.00	21.21	102.1%
405.163 · FSA	1,291.85	1,500.00	-208.15	86.1%
405.164 · HRA	447.29	3,000.00	-2,552.71	14.9%
405.33 · Transportation Reimbursement	76.56	250.00	-173.44	30.6%
405.35 · Bonds	889.00	1,000.00	-111.00	88.9%
405.354 · Worker's Compensation	614.51	800.00	-185.49	76.8%
405.42 · Dues, Subscriptions, Membership	841.00	900.00	-59.00	93.4%
405.46 · Meetings, Conferences, Training	449.00	2,000.00	-1,551.00	22.5%
Total 405 · Administrative Staff	<u>238,788.26</u>	<u>248,450.00</u>	<u>-9,661.74</u>	<u>96.1%</u>

BOROUGH OF CRAFTON
GENERAL FUND FINANCIAL REPORT
 January through December 2019

	Jan - Dec 19	Budget	\$ Over Bu...	% of Bu...
406 · General Administration				
406.21 · Office Supplies/Postage	4,738.54	3,700.00	1,038.54	128.1%
406.26 · Minor Equipment	1,910.71	1,500.00	410.71	127.4%
406.32 · Communications	4,742.55	4,500.00	242.55	105.4%
406.34 · Advertising	5,486.38	4,000.00	1,486.38	137.2%
406.356 · Drug & Alcohol Testing	0.00	300.00	-300.00	0.0%
406.37 · Maint. & Repairs Equipment	364.34	3,000.00	-2,635.66	12.1%
406.38 · Equipment Rentals	10,392.09	10,000.00	392.09	103.9%
406.74 · Major Equipment	1,204.14	2,500.00	-1,295.86	48.2%
Total 406 · General Administration	28,838.75	29,500.00	-661.25	97.8%
407-408 · Other Professional Services				
407.25 · Computer HW/SW Maint	202.38	400.00	-197.62	50.6%
407.32 · IT Expenses	5,220.88	5,000.00	220.88	104.4%
408.31 · Engineering - General Services	41,446.40	45,000.00	-3,553.60	92.1%
408.315 · Engineering - Retainer	1,200.00	1,200.00	0.00	100.0%
Total 407-408 · Other Professional Services	48,069.66	51,600.00	-3,530.34	93.2%
409 · Municipal Properties				
409.21 · Maintenance Supplies	1,509.04	1,650.00	-140.96	91.5%
409.36 · Utilities	23,147.18	22,500.00	647.18	102.9%
409.361 · Utilities - District Magistrate	5,715.20	6,500.00	-784.80	87.9%
409.37 · Repairs/Maintenance	16,876.16	15,000.00	1,876.16	112.5%
409.371 · Repairs/Maint- Dist. Magistrate	109.29	1,000.00	-890.71	10.9%
409.45 · Contracts - Custodian/Mats	11,217.63	10,000.00	1,217.63	112.2%
409.50 · Municipal Prop. Misc.	2,077.34	1,500.00	577.34	138.5%
409.71 · Cap Improvements - Dist. Magist	0.00	1,000.00	-1,000.00	0.0%
409.76 · Deposit/Refunds-Community Room	2,300.00	100.00	2,200.00	2,300.0%
Total 409 · Municipal Properties	62,951.84	59,250.00	3,701.84	106.2%
410 · Police Services				
410.12 · Salaries - Police Officers	703,805.82	707,480.00	-3,674.18	99.5%
410.121 · Salary - Chief	102,221.20	97,317.00	4,904.20	105.0%
410.13 · Longevity - Police	4,750.00	4,750.00	0.00	100.0%
410.14 · Salary - Police Secretary	32,049.72	35,500.00	-3,450.28	90.3%
410.154 · Health & Accident & STD	4,099.80	4,500.00	-400.20	91.1%
410.156 · Hospitalization	126,903.43	131,500.00	-4,596.57	96.5%
410.161 · Social Security	79,624.75	78,700.00	924.75	101.2%
410.162 · Unemployment Compensation	5,598.06	6,830.00	-1,231.94	82.0%
410.163 · FSA	4,175.00	4,500.00	-325.00	92.8%
410.164 · HRA	7,726.21	6,000.00	1,726.21	128.8%
410.18 · Wages - Crossing Guards	85,939.08	86,500.00	-560.92	99.4%
410.181 · Wages - Jail Guards	540.00	1,000.00	-460.00	54.0%
410.19 · O.T. Police (see 380.12 Reimb.)	22,294.31	18,000.00	4,294.31	123.9%
410.191 · Court /School - Reimb Expenses	2,421.00	2,000.00	421.00	121.1%
410.192 · Court Overtime	69,655.52	50,000.00	19,655.52	139.3%
410.193 · DANET O.T. (See 380.05 offset)	3,705.31	5,000.00	-1,294.69	74.1%
410.21 · Office Supplies/Postage	2,751.85	3,000.00	-248.15	91.7%
410.22 · Ammunition	1,105.42	1,500.00	-394.58	73.7%
410.23 · Uniform Allowance	21,873.60	17,700.00	4,173.60	123.6%
410.232 · Uniform Allowance - Crossing Gu	384.91	1,000.00	-615.09	38.5%
410.24 · Fuel Expense	14,709.17	11,000.00	3,709.17	133.7%
410.25 · Maintenance Equip.-Supplies	2,850.85	3,000.00	-149.15	95.0%
410.26 · Minor Equipment	2,028.25	12,000.00	-9,971.75	16.9%
410.32 · Communications	10,398.55	11,000.00	-601.45	94.5%
410.321 · IT Expense	8,248.50	5,000.00	3,248.50	165.0%
410.354 · Worker's Compensation	44,401.74	42,000.00	2,401.74	105.7%
410.355 · Worker's Comp.--School Guards	6,526.52	6,500.00	26.52	100.4%
410.37 · Vehicle Maintenance	8,539.02	6,500.00	2,039.02	131.4%
410.42 · Dues Police Chief	890.00	1,000.00	-110.00	89.0%
410.421 · Dues - Police Officers	0.00	1,000.00	-1,000.00	0.0%
410.45 · Animal Control	3,970.00	4,000.00	-30.00	99.3%
410.53 · Civil Service Commission	785.06	300.00	485.06	261.7%
410.74 · Capital Outlay	70,069.65	70,000.00	69.65	100.1%
410.75 · Training - Police Officers	6,485.94	7,000.00	-514.06	92.7%
410.751 · Training - Police Chief	325.00	1,500.00	-1,175.00	21.7%

BOROUGH OF CRAFTON
GENERAL FUND FINANCIAL REPORT
 January through December 2019

	<u>Jan - Dec 19</u>	<u>Budget</u>	<u>\$ Over Bu...</u>	<u>% of Bu...</u>
410.76 · Computer Expense	9,761.45	10,000.00	-238.55	97.6%
410.77 · Video Recording Devices	0.00	8,000.00	-8,000.00	0.0%
Total 410 · Police Services	1,471,614.69	1,462,577.00	9,037.69	100.6%
411 · Fire Protection				
411.02 · Foreign Fire Relief	27,864.93	26,000.00	1,864.93	107.2%
411.10 · Physicals-Annual CVFD	0.00	3,000.00	-3,000.00	0.0%
411.22 · Operating Supplies	1,343.23	2,500.00	-1,156.77	53.7%
411.23 · Minor Equip. Repair	2,027.00	5,500.00	-3,473.00	36.9%
411.231 · Minor Equip. Purchase	5,143.16	4,000.00	1,143.16	128.6%
411.24 · Fuel, Oil	6,049.65	4,500.00	1,549.65	134.4%
411.32 · Communications	5,476.33	5,000.00	476.33	109.5%
411.354 · Worker's Compensation	18,797.00	18,000.00	797.00	104.4%
411.37 · Vehicle Maintenance	33,744.63	7,000.00	26,744.63	482.1%
411.38 · Hydrant Rental	22,423.80	23,800.00	-1,376.20	94.2%
411.45 · Equip. Inspection & Testing	12,720.68	10,000.00	2,720.68	127.2%
411.53 · Annual Contribution	40,000.00	40,000.00	0.00	100.0%
411.70 · Major Equipment	20,049.45	18,500.00	1,549.45	108.4%
411.90 · Trf to Fire Equip Fund	37,400.00	37,400.00	0.00	100.0%
411.901 · Trf to Minor Equip. SCBA Fund	22,000.00	22,000.00	0.00	100.0%
Total 411 · Fire Protection	255,039.86	227,200.00	27,839.86	112.3%
413-414 · Code Enforcement & Zoning				
413.13 · Salary - Ordinance Officer	1,026.75	0.00	1,026.75	100.0%
413.14 · Zoning Inspections	8,019.00	9,500.00	-1,481.00	84.4%
413.15 · Wages - Part Time Staff	24,979.49	43,000.00	-18,020.51	58.1%
413.161 · Social Security	1,989.53	2,000.00	-10.47	99.5%
413.162 · Unemployment Compensation	434.18	400.00	34.18	108.5%
413.21 · Office Supplies	655.60	500.00	155.60	131.1%
413.24 · Fuel	260.67	700.00	-439.33	37.2%
413.28 · Uniforms	86.00	250.00	-164.00	34.4%
413.32 · Communic/Internet - Ord. Offcr	1,787.41	1,500.00	287.41	119.2%
413.354 · Worker's Compensation	33.53	200.00	-166.47	16.8%
413.37 · Vehicle Repairs	338.75	1,500.00	-1,161.25	22.6%
413.41 · Public Nuisance Remediation-Exp	2,400.00	0.00	2,400.00	100.0%
413.45 · Demolition-Blight Props	20,950.82	55,000.00	-34,049.18	38.1%
413.46 · Training & Education	192.50	1,500.00	-1,307.50	12.8%
413.47 · Bldg Permit DCED	175.50	300.00	-124.50	58.5%
414.12 · Bldg Permit-Inspection Fees	40,343.40	12,000.00	28,343.40	336.2%
414.14 · ZHB - Court Reporter/Sec'y	302.50	350.00	-47.50	86.4%
414.21 · ZHB Office-Adv-Postage	186.00	150.00	36.00	124.0%
414.31 · ZHB Legal Services	1,125.00	1,000.00	125.00	112.5%
414.46 · Recodify Boro Ordinances	6,506.10	4,000.00	2,506.10	162.7%
Total 413-414 · Code Enforcement & Zoning	111,792.73	133,850.00	-22,057.27	83.5%
427 · Sanitation Contract				
427.10 · Garbage Contract	470,386.20	470,386.00	0.20	100.0%
427.12 · Recycling Contract	75,312.00	75,312.00	0.00	100.0%
Total 427 · Sanitation Contract	545,698.20	545,698.00	0.20	100.0%
430 · Public Works Department				
430.10 · Salary - P/W Supervisor	75,999.84	76,000.00	-0.16	100.0%
430.14 · Salaries - Full Time Employees	318,194.82	320,330.00	-2,135.18	99.3%
430.15 · Wages - Reg. Overtime Pay	4,947.82	3,000.00	1,947.82	164.9%
430.154 · Health & Accident & STD	2,526.90	2,500.00	26.90	101.1%
430.156 · Hospitalization	101,200.32	100,000.00	1,200.32	101.2%
430.16 · Wages - P/W Part Time	3,015.00	1,000.00	2,015.00	301.5%
430.161 · Social Security	33,092.51	29,000.00	4,092.51	114.1%
430.162 · Unemployment Compensation	2,707.29	2,800.00	-92.71	96.7%
430.163 · FSA	1,201.98	3,000.00	-1,798.02	40.1%
430.164 · HRA	3,962.29	5,500.00	-1,537.71	72.0%
430.18 · Wages - P/W Seasonal Employment	26,678.00	25,000.00	1,678.00	106.7%
430.21 · Public Works - Misc. Supplies	2,464.88	2,500.00	-35.12	98.6%
430.23 · Uniforms	6,737.07	6,000.00	737.07	112.3%
430.24 · Fuel	13,853.73	11,000.00	2,853.73	125.9%
430.25 · Repairs - Maintenance	17,818.87	11,000.00	6,818.87	162.0%

BOROUGH OF CRAFTON
GENERAL FUND FINANCIAL REPORT
 January through December 2019

	Jan - Dec 19	Budget	\$ Over Bu...	% of Bu...
430.26 · Small Tools	2,191.16	3,500.00	-1,308.84	62.6%
430.32 · Communications	3,558.64	3,500.00	58.64	101.7%
430.354 · Worker's Compensation	28,553.51	27,000.00	1,553.51	105.8%
430.356 · Drug/Alcohol Testing	12.50	500.00	-487.50	2.5%
430.36 · Utilities	6,629.66	8,000.00	-1,370.34	82.9%
430.37 · Vehicle Repairs	19,346.91	10,000.00	9,346.91	193.5%
430.42 · Licenses, Permits and Training	351.00	1,000.00	-649.00	35.1%
430.74 · Equipment Purchases	319.96	5,000.00	-4,680.04	6.4%
430.742 · Pub.Works - Cap. Outlay Equip	11,000.00	5,000.00	6,000.00	220.0%
432.14 · Wages - Snow Removal Overtime	8,009.33	10,000.00	-1,990.67	80.1%
432.22 · Anti-Skid Materials	48,886.58	50,000.00	-1,113.42	97.8%
433.22 · Signs & Posts	1,769.02	5,000.00	-3,230.98	35.4%
433.45 · Traffic Signals Maintenance	585.00	3,000.00	-2,415.00	19.5%
433.451 · Traffic Signals - Elect. Supply	6,165.20	6,500.00	-334.80	94.8%
434.45 · Street Lighting - Elect. Supply	78,408.03	85,000.00	-6,591.97	92.2%
435.22 · Material - Curbing Supplies	22.49	500.00	-477.51	4.5%
435.245 · Material - Stairs and Sidewalks	3,035.49	5,000.00	-1,964.51	60.7%
438.22 · Material- Roads Supplies	34,956.77	22,000.00	12,956.77	158.9%
438.38 · Rental Equipment	5,339.55	4,000.00	1,339.55	133.5%
Total 430 · Public Works Department	873,542.12	853,130.00	20,412.12	102.4%
452-453 · Recreation				
452.14 · Wages - Pool Personnel	64,667.28	75,000.00	-10,332.72	86.2%
452.15 · Wages - Pool Concess.	9,455.20	12,000.00	-2,544.80	78.8%
452.161 · Social Security	5,669.87	7,000.00	-1,330.13	81.0%
452.162 · Unemployment Compensation	2,112.48	2,300.00	-187.52	91.8%
452.20 · Pool Lic., Pmts,Trng, Clrnc	1,448.00	1,300.00	148.00	111.4%
452.21 · Maintenance Supplies	788.84	2,500.00	-1,711.16	31.6%
452.22 · Pool Filter- Repairs & Supplies	13,995.25	12,000.00	1,995.25	116.6%
452.23 · Operating Supplies	3,575.55	4,000.00	-424.45	89.4%
452.25 · Pool- Repairs & Maintenance	1,683.97	3,000.00	-1,316.03	56.1%
452.26 · Pool Minor Equipment	349.93	3,500.00	-3,150.07	10.0%
452.27 · Computer H/W & Internet	2,943.32	1,000.00	1,943.32	294.3%
452.32 · Communications	507.21	500.00	7.21	101.4%
452.354 · Worker's Compensation	5,710.75	5,000.00	710.75	114.2%
452.36 · Utilities	13,319.70	12,800.00	519.70	104.1%
452.37 · Pool & Building - Rep/Maint	2,057.76	3,000.00	-942.24	68.6%
452.371 · Concession - Rep/Maint/Eq	1,813.20	3,000.00	-1,186.80	60.4%
452.72 · Capital Improvements	21,239.96	30,000.00	-8,760.04	70.8%
453.21 · Supplies - Concession Stand	11,342.83	15,000.00	-3,657.17	75.6%
453.23 · Sr. Dinner (offset 367.50)	9,335.10	8,000.00	1,335.10	116.7%
453.37 · Maint/Repairs - Mini Golf	202.43	300.00	-97.57	67.5%
453.49 · Rec. Activities - Expenses	493.31	1,000.00	-506.69	49.3%
Total 452-453 · Recreation	172,711.94	202,200.00	-29,488.06	85.4%
454 · Parks				
454.25 · Maintenance Supplies	500.00	1,500.00	-1,000.00	33.3%
454.26 · Minor Equipment	1,764.98	1,000.00	764.98	176.5%
454.36 · Utilities	5,252.73	4,000.00	1,252.73	131.3%
454.37 · Maintenance - Repairs Services	16,011.24	7,000.00	9,011.24	228.7%
454.75 · Park Equip.- Cap.Improvements	3,419.00	3,000.00	419.00	114.0%
454.76 · Deposit/Refunds - Park Shelters	1,225.00	0.00	1,225.00	100.0%
Total 454 · Parks	28,172.95	16,500.00	11,672.95	170.7%
455 · Shade Trees				
455.22 · Shade Tree Operating Supplies	55.78	500.00	-444.22	11.2%
455.37 · Shade Tree Health Maintenance	14,165.41	14,000.00	165.41	101.2%
455.44 · Shade Tree - Arborist	0.00	1,500.00	-1,500.00	0.0%
455.45 · Tree Plantings	1,341.44	3,000.00	-1,658.56	44.7%
455.46 · Boro Gardens	520.19	700.00	-179.81	74.3%
Total 455 · Shade Trees	16,082.82	19,700.00	-3,617.18	81.6%
456 · Libraries				
456.54 · Annual Contributions	70,000.00	70,000.00	0.00	100.0%
Total 456 · Libraries	70,000.00	70,000.00	0.00	100.0%

BOROUGH OF CRAFTON
GENERAL FUND FINANCIAL REPORT
January through December 2019

	Jan - Dec 19	Budget	\$ Over Bu...	% of Bu...
457-459 · Community Activities				
457.295 · Seasonal Decorations	1,100.69	650.00	450.69	169.3%
457.50 · Military Banner Expenses	2,690.46	2,000.00	690.46	134.5%
458.22 · Community Center Supplies	63.19	250.00	-186.81	25.3%
459.56 · Borough Tributes	275.25	500.00	-224.75	55.1%
459.57 · Misc. Contributions	0.00	200.00	-200.00	0.0%
Total 457-459 · Community Activities	4,129.59	3,600.00	529.59	114.7%
462-463 · Community & Economic Develop				
462.22 · Newsletter-Printing/Postage	10,036.69	3,000.00	7,036.69	334.6%
462.34 · Advertising & Promotions	847.00	1,000.00	-153.00	84.7%
462.42 · Subscription Services	7,817.80	1,820.00	5,997.80	429.5%
462.72 · Design & Mobility Improvements	554.62	18,000.00	-17,445.38	3.1%
Total 462-463 · Community & Economic Develop	19,256.11	23,820.00	-4,563.89	80.8%
471 · Debt Services - Principal				
471.21 · PNC-Duncan/General Oblig. Lease	136,058.44	136,062.00	-3.56	100.0%
471.35 · PNC - Heavy Equipment Lease	12,436.58	12,440.00	-3.42	100.0%
471.351 · PNC - Dump Truck Lease	21,546.89	21,475.00	71.89	100.3%
Total 471 · Debt Services - Principal	170,041.91	169,977.00	64.91	100.0%
472 · Debt Services - Interest				
472.21 · PNC-Duncan/General Oblig. Lease	950.44	1,047.00	-96.56	90.8%
472.35 · PNC - Heavy Equipment Lease	1,800.82	1,798.00	2.82	100.2%
472.351 · PNC- Dump Truck Lease	3,930.67	4,002.00	-71.33	98.2%
Total 472 · Debt Services - Interest	6,681.93	6,847.00	-165.07	97.6%
483 · Agency And Trust				
483.01 · Police Pension Contrib.	44,488.26	38,700.00	5,788.26	115.0%
483.10 · Police Pension Fund MMO	63,491.00	63,490.00	1.00	100.0%
483.30 · Employee Pension Fund MMO	93,066.00	93,070.00	-4.00	100.0%
Total 483 · Agency And Trust	201,045.26	195,260.00	5,785.26	103.0%
486 · Insurance				
486.01 · Compreh. Liability/Property Ins	82,562.00	80,000.00	2,562.00	103.2%
486.03 · Drug Screening	1,726.30	2,000.00	-273.70	86.3%
486.81 · Property Loss Claims-Borough	8,875.28	9,000.00	-124.72	98.6%
Total 486 · Insurance	93,163.58	91,000.00	2,163.58	102.4%
491 · Refunds of Prior Year Expenses				
491.02 · RE Tax Refund - Prior	1,674.09	2,000.00	-325.91	83.7%
491.03 · Refunds - LST	249.80	500.00	-250.20	50.0%
491.06 · Refunds - Trash Collection	0.00	300.00	-300.00	0.0%
491.50 · Service Tax Credit - R/E Refund	1,075.66			
491.51 · Service Tax Credit - EIT Refund	1,284.22			
491 · Refunds of Prior Year Expenses - Other	795.49			
Total 491 · Refunds of Prior Year Expenses	5,079.26	2,800.00	2,279.26	181.4%
492 · Interfund Operating Transfers				
492.04 · Transfer to Celebrates Fund	4,000.00	4,000.00	0.00	100.0%
Total 492 · Interfund Operating Transfers	4,000.00	4,000.00	0.00	100.0%
Total Expense	4,603,303.89	4,590,719.00	12,584.89	100.3%
Net Income	67,163.85	0.00	67,163.85	100.0%

Crafton Celebrates Financial Report

January through December 2019

	Jan - De...	Budget	\$ Over B...	% of B...
Income				
367.00 - Celebrates Income	34,805.91	56,000.00	-21,194.09	62.2%
391.01 Trf from General Fund	4,000.00	4,000.00	0.00	100.0%
Total Income	38,805.91	60,000.00	-21,194.09	64.7%
Expense				
457.01 Celebrates Expense				
457.21 Misc. Expenses	209.92			
457.22 Marketing & Mailers	2,450.47			
457.31 Celebrates Fireworks	8,000.00	8,000.00	0.00	100.0%
457.35 Event Security	1,015.00			
457.38 Attractions & Rentals	19,840.61			
457.39 Entertainment-Stage	3,325.00			
457.41 Booth Expenses	3,090.39			
457.91 Refund - Vendors	85.00			
457.01 Celebrates Expense - Other	0.00	52,000.00	-52,000.00	0.0%
Total 457.01 Celebrates Expense	38,016.39	60,000.00	-21,983.61	63.4%
Total Expense	38,016.39	60,000.00	-21,983.61	63.4%
Net Income	789.52	0.00	789.52	100.0%

Road Tax Fund FINANCIAL REPORT


January through December 2019

	Jan - Dec 19	Budget	\$ Over Budget	% of ...
Income				
301.10 Road Tax - Current	486,097.40	476,160.00	9,937.40	102.1%
301.20 Road Tax - Prior	27,066.20	17,000.00	10,066.20	159.2%
319.01 Road Tax Pen/Int	5,755.90	5,000.00	755.90	115.1%
354.03 Green Light-Go Disburse	0.00	704,051.00	-704,051.00	0.0%
363.25 Utility Reimburse-Paving	0.00	0.00	0.00	0.0%
380.01 Refund Prior Expenses	0.00	0.00	0.00	0.0%
392.31 TRF- Road Fund Reserve	0.00	114,500.00	-114,500.00	0.0%
Total Income	518,919.50	1,316,711.00	-797,791.50	39.4%
Gross Profit	518,919.50	1,316,711.00	-797,791.50	39.4%
Expense				
408.31 Engineering - Roads	25,415.85	60,000.00	-34,584.15	42.4%
408.315 Engineering - GLG	58,897.22	100,000.00	-41,102.78	58.9%
421.00 Bank Fees	0.00	0.00	0.00	0.0%
433.603 GLG - Grant Expenditure	0.00	704,051.00	-704,051.00	0.0%
433.605 GLG Construction Match	0.00	76,013.00	-76,013.00	0.0%
437.25 Equipment Repairs	441.38	8,000.00	-7,558.62	5.5%
438.45 Road - Contract Services	3,696.00	0.00	3,696.00	100.0%
438.74 Cap. Outlay - Equipment	0.00	0.00	0.00	0.0%
439.45 Road Paving Program	108,233.08	252,147.00	-143,913.92	42.9%
439.455 Road Program-Prior Year	42,924.22	114,500.00	-71,575.78	37.5%
491.10 Tax Refunds - Current	1,437.01	1,000.00	437.01	143.7%
491.20 Tax Refund - Prior	516.14	1,000.00	-483.86	51.6%
Total Expense	241,560.90	1,316,711.00	-1,075,150.10	18.3%
Net Income	277,358.60	0.00	277,358.60	100.0%

Sewer Fund FINANCIAL REPORT

January through December 2019

	Jan - Dec 19	Budget	\$ Over Budget	% of B...
Income				
319 · Interest/Penalty-Jordan	16,409.06	25,000.00	-8,590.94	65.6%
341 · Interest on Investment-PLGIT	30,473.84	9,000.00	21,473.84	338.6%
357.04 · GROW Grant Disbursement	0.00	94,053.00	-94,053.00	0.0%
364 · Current Sewer User Fees	2,004,773.22	2,020,000.00	-15,226.78	99.2%
364.01 · Delinquent Sewer User Fees	7,961.66	22,000.00	-14,038.34	36.2%
380 · Other - Alocsan Billing Reimb.	7,201.04	6,800.00	401.04	105.9%
381 · Reimb. Current Exp	0.00	0.00	0.00	0.0%
382 · Misc Income	0.00	0.00	0.00	0.0%
383.10 · Sewer Tap In Fees	0.00	0.00	0.00	0.0%
392.08 · Trf from Sewer Fund Reserve	0.00	220,090.00	-220,090.00	0.0%
Total Income	2,066,818.82	2,396,943.00	-330,124.18	86.2%
Gross Profit				
	2,066,818.82	2,396,943.00	-330,124.18	86.2%
Expense				
408.312 · Engineering - General Projects	191,316.39	70,000.00	121,316.39	273.3%
408.314 · Engineering - GROW Projects	16,405.21	24,000.00	-7,594.79	68.4%
408.316 · Engineering - Consent Order	57,333.25	141,000.00	-83,666.75	40.7%
421 · Office Supplies-Postage	0.00	1,000.00	-1,000.00	0.0%
425 · Maint/Rep.Materials	5,142.24	4,000.00	1,142.24	128.6%
430 · Billing Fee - PAWC/Jordan	27,936.72	25,000.00	2,936.72	111.7%
432 · Prof. Services - Legal	0.00	0.00	0.00	0.0%
436 · Alocsan - Qtrly Usage Chgs	1,028,358.91	1,032,000.00	-3,641.09	99.6%
437 · Equipment Repairs	5,184.18	10,000.00	-4,815.82	51.8%
438 · Fuel - Sweeper- Trk#108	7,715.34	5,000.00	2,715.34	154.3%
442 · Dues - Permits	7,913.66	8,000.00	-86.34	98.9%
445 · Vactor charge	9,700.00	10,000.00	-300.00	97.0%
446 · Munic. Claim Commission	1,234.33	4,500.00	-3,265.67	27.4%
470.1 · Principal - Pennvest I	53,865.46	53,735.00	130.46	100.2%
470.2 · Principal - Pennvest II	39,205.64	39,123.00	82.64	100.2%
471.1 · Interest - Pennvest I	12,471.62	12,602.00	-130.38	99.0%
471.2 · Interest - Pennvest II	9,346.12	9,430.00	-83.88	99.1%
471.35 · Principal - PNC - ELGIN Sweeper	41,236.68			
472.35 · Interest - PNC - ELGIN Sweeper	8,020.92			
473.702 · General Project Construction	68,825.75	350,000.00	-281,174.25	19.7%
473.704 · GROW Project Construction	3,819.50	94,053.00	-90,233.50	4.1%
473.706 · Consent Order - Contract Work	424,008.81	445,000.00	-20,991.19	95.3%
475 · Cap Equipment Purchases	250.00	55,000.00	-54,750.00	0.5%
491 · Refunds	2,729.49	3,500.00	-770.51	78.0%
492 · Capital Project - Reserve Fund	0.00	0.00	0.00	0.0%
Total Expense	2,022,020.22	2,396,943.00	-374,922.78	84.4%
Net Income	44,798.60	0.00	44,798.60	100.0%



Jordan Tax Service, Inc.

102 Rahway Road • McMurray, PA 15317-3349

(412) 835-5243 • Fax (412) 835-5244

(724) 731-2300 • Fax (724) 731-2398

www.jordantax.com

Tax & Record
Services

Municipal

Business

Individual

January 21, 2020

Borough of Crafton
Russell McKibben, Interim Manager
Municipal Building
100 Stotz Avenue
Pittsburgh, PA 15205

RE: Delinquent Earned Income & Net Profits Tax
Collection Summary Report
December, 2019

Detailed below are the Delinquent Earned Income Tax Collections remitted to the Borough for the Month of December, 2019:

PERIOD	TAX	PEN & INT	MUNICIPAL SHARE (50.00%)	
			MONTH	YEAR TO DATE
2011 and Prior	\$ 356.06	\$ -	\$ 356.06	\$ 17,206.42
Add: Commissions	35.61	-	35.61	1,686.25
Refunds Issued	-	-	-	-
Net Collections	<u>\$ 391.67</u>	<u>\$ -</u>	<u>\$ 391.67</u>	<u>\$ 18,892.67</u>

Amounts Transferred:


Date	Reference	Amount
12/31/19	Ck #2211	\$ 391.67

Total Transfers \$ 391.67

We have enclosed our invoice for services.

Very truly yours,
JORDAN TAX SERVICE, INC.

WILLIAM R. LINNERT, JR.



Jordan Tax Service, Inc.

102 Rahway Road • McMurray, PA 15317-3349

(412) 835-5243 • Fax (412) 835-5244

(724) 731-2300 • Fax (724) 731-2398

www.jordantax.com

Tax & Record
Services

Municipal

Business

Individual

January 21, 2020

Borough of Crafton
Russell McKibben, Interim Manager
Municipal Building
100 Stotz Avenue
Pittsburgh, PA 15205

RE: Local Services Tax Collections
Collection Summary Report
December, 2019

Detailed below are the Local Services Tax Collections remitted to the Borough for the Collection Period of December 1, 2019 through December, 2019:

<u>PERIOD</u>	<u>TAX</u>	<u>PEN & INT</u>	<u>TOTAL COLLECTIONS</u>	<u>YEAR TO DATE</u>
2017 and Prior	\$ -	\$ -	\$ -	\$ 384.00
2018	-	-	-	12,703.96
2019	116.00	-	116.00	35,843.96
Total Collections	116.00	-	116.00	48,931.92
Refunds Issued	-	-	-	-
	<u>\$ 116.00</u>	<u>\$ -</u>	<u>\$ 116.00</u>	<u>\$ 48,931.92</u>
Net Collections			<u>\$ 116.00</u>	<u>\$ 48,931.92</u>

Amounts Remitted:


<u>Date</u>	<u>Batch #</u>	<u>Amount</u>
12/16/19	48	\$ 2.00
12/19/19	49	114.00

Total Deposited \$ 116.00

We have enclosed our invoice for services.

Very truly yours,
JORDAN TAX SERVICE, INC.

WILLIAM R. LINNERT, JR.



Jordan Tax Service, Inc.

102 Rahway Road • McMurray, PA 15317-3349

(412) 835-5243 • Fax (412) 835-5244

(724) 731-2300 • Fax (724) 731-2398

www.jordantax.com

Tax & Record
Services

Municipal

Business

Individual

January 21, 2020

Borough of Crafton
Russell McKibben, Interim Manager
Municipal Building
100 Stotz Avenue
Pittsburgh, PA 15205

RE: Business Privilege Tax
Collection Summary Report
December, 2019

Detailed below are the Business Privilege Tax Collections remitted to the Borough for the Collection Period of December 1, 2019 through December 31, 2019:

<u>PERIOD</u>	<u>TAX</u>	<u>LICENSE</u>	<u>PEN & INT</u>	<u>TOTAL COLLECTIONS</u>	<u>YEAR TO DATE</u>
2017 and Prior	\$ -	\$ -	\$ -	\$ -	\$ 1,026.77
2018	-	-	-	-	1,347.86
2019	152.19	20.00	16.45	188.64	61,766.10
Total Collections	152.19	20.00	16.45	188.64	64,140.73
Refunds Issued	-	-	-	-	-
	<u>\$ 152.19</u>	<u>\$ 20.00</u>	<u>\$ 16.45</u>		
Net Collections				<u>\$ 188.64</u>	<u>\$ 64,140.73</u>


Amounts Deposited:

<u>Date</u>	<u>Batch #</u>	<u>Amount</u>
12/10/19	40	\$ 188.64
Total Deposited		<u>\$ 188.64</u>

We have enclosed our invoice for services.

Very truly yours,
JORDAN TAX SERVICE, INC.

WILLIAM R. LINNERT, JR.



Jordan Tax Service, Inc.

102 Rahway Road • McMurray, PA 15317-3349

(412) 835-5243 • Fax (412) 835-5244

(724) 731-2300 • Fax (724) 731-2398

www.jordantax.com

Tax & Record
Services

Municipal
Business
Individual

January 21, 2020

Borough of Crafton
Russell McKibben, Interim Manager
Municipal Building
100 Stotz Avenue
Pittsburgh, PA 15205

RE: Trash Removal
Collection Summary Report
December, 2019

Detailed below are the 2019 Trash Removal Collections remitted to the Borough for the Month of December, 2019:

	<u>BILLING FEE</u>	<u>GARBAGE</u>	<u>TOTAL CURRENT PERIOD</u>	<u>YEAR TO DATE</u>
FACE TAX	\$ 40.00	\$ 4,620.00	\$ 4,660.00	\$ 499,892.59
Less: Discount	-	-	-	(17,611.00)
Plus: Penalty	-	190.50	190.50	3,205.81
Total Collections	\$ 40.00	\$ 4,810.50	\$ 4,850.50	\$ 485,487.40


Amounts Deposited:

<u>Date</u>	<u>Batch #</u>	<u>Amount</u>
12/06/19	29	\$ 511.50
12/12/19	30	1,346.00
12/27/19	31	2,993.00
Total		4,850.50
Less: Refunds		-
Total Deposits		\$ 4,850.50

	<u>BILLING</u>	<u>GARBAGE</u>	<u>YEAR-TO-DATE</u>
FACE BALANCE 02/01/2019	\$ 9,875.00	\$ 571,560.00	\$ 581,435.00
Add: Additions	5.00	110.00	115.00
Less: Deletions	-	(440.00)	(440.00)
ADJUSTED FACE BALANCE	9,880.00	571,230.00	581,110.00
Less: Total Collections	(8,590.00)	(491,302.59)	(499,892.59)
Less: Turned Over to Delinquent	-	-	-
FACE BALANCE 12/31/2019	\$ 1,290.00	\$ 79,927.41	\$ 81,217.41

Very truly yours,
JORDAN TAX SERVICE, INC.

William R. Linnert, Jr.
WILLIAM R. LINNERT, JR.



Jordan Tax Service, Inc.

102 Rahway Road • McMurray, PA 15317-3349
 (412) 835-5243 • Fax (412) 835-5244
 (724) 731-2300 • Fax (724) 731-2398
 www.jordantax.com

**Tax & Record
 Services**
 Municipal
 Business
 Individual

January 21, 2020

Borough of Crafton
 Russell McKibben, Interim Manager
 Municipal Building
 100 Stotz Avenue
 Pittsburgh, PA 15205

RE: Real Estate Taxes
 Collection Summary Report
 December, 2019

Detailed below are the 2019 Real Estate Tax Collections deposited to the Borough account for the Month of December, 2019:

	CURRENT PERIOD			YEAR TO DATE
	REAL ESTATE	ROAD	TOTAL	
FACE TAX	\$ 2,551.76	\$ 954.16	\$ 3,505.92	\$ 1,935,542.23
Less: Discount	(42.29)	(14.31)	(56.60)	(34,072.62)
Plus: Penalty	81.49	15.95	97.44	2,214.80
Total Collections	\$ 2,590.96	\$ 955.80	\$ 3,546.76	\$ 1,903,684.41

Amounts Deposited:

Date	Batch #	Amount
12/05/19	44	\$ 1,727.42
12/10/19	45	530.34
12/12/19	46	881.80
12/30/19	47	407.20
Total Deposits		3,546.76
Less: Refunds:		-
Net Collections		\$ 3,546.76

	2018		2019		TOTAL
	REAL ESTATE	ROAD	REAL ESTATE	ROAD	
FACE BALANCE 3/1/2019	\$ -	\$ -	\$ 1,527,404.44	\$ 517,215.74	\$ 2,044,620.18
Add: Additions	-	-	12,804.88	4,336.05	17,140.93
Less: Exonerations	-	-	(3,936.81)	(1,333.16)	(5,269.97)
ADJUSTED FACE BALANCE	-	-	1,536,272.51	520,218.63	2,056,491.14
Less: Total Collections	-	-	(1,444,929.37)	(490,612.86)	(1,935,542.23)
Less: Turned Over to Delinquent	-	-	-	-	-
FACE BALANCE 12/31/2019	\$ -	\$ -	\$ 91,343.14	\$ 29,605.77	\$ 120,948.91

Very truly yours,
 JORDAN TAX SERVICE, INC.

William R. Linnert, Jr.
 WILLIAM R. LINNERT, JR.

BOROUGH OF CRAFTON
Earned Income Tax Collections
 January through December 2019

	<u>Jan - Dec...</u>	<u>Budget</u>	<u>\$ Over B...</u>	<u>% of ...</u>
Income				
310 · Act 511 Taxes				
310.21 · EIT - Current	639,792.45	570,000.00	69,792.45	112.2%
310.22 · EIT - Prior	217,264.99	235,000.00	-17,735.01	92.5%
Total 310 · Act 511 Taxes	<u>857,057.44</u>	<u>805,000.00</u>	<u>52,057.44</u>	<u>106.5%</u>
319 · Penalty/Interest				
319.12 · P&I - EIT	697.45	1,000.00	-302.55	69.7%
Total 319 · Penalty/Interest	<u>697.45</u>	<u>1,000.00</u>	<u>-302.55</u>	<u>69.7%</u>
Total Income	<u>857,754.89</u>	<u>806,000.00</u>	<u>51,754.89</u>	<u>106.4%</u>
Gross Profit	857,754.89	806,000.00	51,754.89	106.4%
Expense				
403 · Tax Collection				
403.48 · Jordan-Act 32 SWTax District	16,004.89	15,000.00	1,004.89	106.7%
Total 403 · Tax Collection	<u>16,004.89</u>	<u>15,000.00</u>	<u>1,004.89</u>	<u>106.7%</u>
Total Expense	<u>16,004.89</u>	<u>15,000.00</u>	<u>1,004.89</u>	<u>106.7%</u>
Net Income	<u><u>841,750.00</u></u>	<u><u>791,000.00</u></u>	<u><u>50,750.00</u></u>	<u><u>106.4%</u></u>

CURRENT YEAR TO DATE DISTRIBUTIONS

	Resident Tax Amount	Non- Pen/Int Resident Amount Tax Amount	Costs & Credits	Total Collections	Dist Year	Resident Tax Amount	Non- Pen/Int Resident Amount Tax Amount	TCD Commission	Charges & Credits	Total Distribution			
2013 Collections	(394.34)	0.00	44.50	0.00	(349.84)	2019	(394.34)	0.00	44.50	6.30	0.00	YTD	(\$343.54)
2016 Collections	2,228.50	0.00	58.00	0.00	2,286.50	2019	2,228.50	0.00	58.00	(41.20)	0.00	YTD	\$2,245.30
2019 Collections	635,480.48	4,311.97	21.20	0.00	639,813.65	2019	635,480.48	4,311.97	21.20	(11,516.25)	0.00	YTD	\$628,297.40
2014 Collections	1,723.02	0.00	230.00	0.00	1,953.02	2019	1,723.02	0.00	230.00	(35.15)	0.00	YTD	\$1,917.87
2017 Collections	4,417.33	216.50	182.50	0.00	4,816.33	2019	4,417.33	216.50	182.50	(85.34)	0.00	YTD	\$4,730.99
2012 Collections	48.80	(152.01)	33.00	0.00	(70.21)	2019	48.80	(152.01)	33.00	1.30	0.00	YTD	(\$68.91)
2018 Collections	237,130.53	1,521.73	53.25	0.00	238,705.51	2019	237,130.53	1,521.73	53.25	(4,307.38)	0.00	YTD	\$234,398.13
2015 Collections	1,431.93	0.00	76.00	0.00	1,507.93	2019	1,431.93	0.00	76.00	(27.17)	0.00	YTD	\$1,480.76
2016 Refunds	(817.00)	0.00	0.00	0.00	(817.00)	2019	(817.00)	0.00	0.00	0.00	0.00	YTD	(\$817.00)
2017 Refunds	(835.50)	0.00	0.00	0.00	(835.50)	2019	(835.50)	0.00	0.00	0.00	0.00	YTD	(\$835.50)
2018 Refunds	(29,249.00)	0.00	0.00	0.00	(29,249.00)	2019	(29,249.00)	0.00	0.00	0.00	0.00	YTD	(\$29,249.00)
2015 Refunds	(6.50)	0.00	0.00	0.00	(6.50)	2019	(6.50)	0.00	0.00	0.00	0.00	YTD	(\$6.50)
Current Year To Date	851,158.25	5,898.19	698.45	0.00	857,754.89	2019	851,158.25	5,898.19	698.45	(16,004.89)	0.00	YTD	\$841,750.00

JORDAN TAX SERVICE, INC.
102 RAHWAY ROAD
MCMURRAY, PA 15317-3349
(724) 731-2300

January 15, 2020

Borough of Crafton
 Russell McKibben, Interim Manager
 Municipal Building
 100 Stotz Avenue
 Pittsburgh, PA 15205

Gentlemen:

We are forwarding herewith counterfoils for delinquent taxes and municipal claims collected and satisfied since date of our last report. We are also forwarding deposit slips as summarized below and the Prothonotary's receipts for satisfaction costs advanced by our office.

DELINQUENT TAXES:

Receipts: #13767-13781

	Face Tax	Penalty	Interest	Costs	TOTAL
Prior 2018	2,126.35	199.12	765.23	246.50	3,337.20
2018	319.01	202.84	78.99	87.68	688.52
Record/Sheriff Sale Costs					3,114.56
Commission Collected					201.25

MUNICIPAL CLAIMS: "Trash"

Receipts: #2133-2142

	Face Tax	Penalty	Interest	Costs	Comm	TOTAL
	2,875.86	347.74	-	44.00	-	3,267.60
Commission Collected						163.39

MUNICIPAL CLAIMS: "Trash"

Receipts: #4243-4247, 4253-4254

	Face Tax	Penalty	Interest	Costs	Comm	TOTAL
*	356.53	82.40	154.61	-	-	593.54
Commission Collected						42.13

MUNICIPAL CLAIMS: "Sewage"

Receipts: #4242, 4248-4252, 4255

	Face Tax	Penalty	Interest	Costs	Comm	TOTAL
	1,774.22	23.64	78.79	145.00	-	2,021.65
Record/Sheriff Sale Costs						248.50
Commission Collected						104.88

Total Collections, Taxes and Claims:

Taxes	\$	7,341.53	Ck. #1445	<u>\$ 13,783.22</u>
Trash	\$	4,066.66	Ck. #1446	
Sewage	\$	2,375.03	Ck. #1447	

Deposits Per Enclosed Receipts:

DATE	AMOUNT	DATE	AMOUNT	DATE	AMOUNT
12/06/19	16.21	12/20/19	513.98	12/27/19	400.00
12/12/19	101.31	12/23/19	745.49	12/30/19	171.00
12/13/19	290.94	12/26/19	307.57	12/31/19	17.00
12/13/19	1,462.92	12/26/19	473.05	12/31/19	201.08
12/16/19	43.87	12/27/19	40.00	12/31/19	5,958.58
12/19/19	303.63	12/27/19	185.00		
12/19/19	2,261.50	12/27/19	290.09		

Total Deposits

13,783.22

*Partial Payments Not Yet Applied -\$1,746.05

JORDAN TAX SERVICE, INC.


 William R. Linnert, Jr.

**Crafton Borough Report
December 2019**

Total Run Numbers:

- Total Emergency and Non-Emergency 911 Responses: **77**
Average Response Time (E0-E4): **5 min. 02 sec.**
- Total Emergency 911 Response: **75**
Average Response Time (E0-E3): **5 min. 03 sec.**
- Total Highest Priority Response: **44**
Average Response Time (E0-E1): **4 min. 47 sec.**

Response Times by Category and NFPA Compliance:

- E0 Response: **11**
Average Response Time: **4 min. 40 sec.**
NFPA Compliance: **100%**
- E1 Response: **33**
Average Response Time: **4 min. 49 sec.**
NFPA Compliance: **100%**
- E0 + E1 Response: **44**
Average Response Time: **4 min. 47 sec.**
NFPA Compliance: **100%**
- E2 Response: **15**
Average Response Time: **4 min. 25 sec.**
- E3 Response: **16**
Average Response Time: **6 min. 18 sec.**
- E4 Response: **2**
Average Response Time: **4 min. 32 sec.**

Standbys:

- Scott Township EMS (Station 740) Standby Request: **0**
Calls Given to Station 740 in Crafton: **0**
- Ingram EMS (Station 760) Standby Request: **0**
Calls Given to Station 760 in Crafton: **0**
- Robinson EMS (Station 810) Standby Request: **0**
Calls Given to Station 810 in Crafton: **0**
- Average Response Time for Mutual Aid Services: **n/a**
- NorthWest EMS Requested for Mutual Aide:
Calls Taken for Station 810: **5**
Calls Taken for Station 760: **35**
Calls Taken for Station 740: **1**
Calls Taken for Station 815: **1**

Date Enroute	Response Code	Dispatch Time	On Scene Time	Response Time	Ref. Address Line 1 and Line 2	Unit	Outcome
12/1/2019 12:09	E0	12:09:31	12:17:09	0:07:38	6 MORTON ST	1914	AGH
12/1/2019 12:42	E1	12:42:21	12:48:22	0:06:01	25 E CRAFTON AVE	1915	AGH
12/3/2019 7:57	E4	7:57:09	8:02:18	0:05:09	1215 FOSTER AVE	1914	Lift Assist, No Patient Transported
12/3/2019 13:15	E0	13:15:16	13:15:19	0:00:03	32 HOME AVE	1914	St. Clair
12/3/2019 18:41	E1	18:41:21	18:44:24	0:03:03	1215 FOSTER AVE	1914	Mercy
12/4/2019 0:19	E1	0:19:43	0:24:00	0:04:17	1947 CRAFTON BLVD	1914	Presby
12/4/2019 12:23	E1	12:23:37	12:25:30	0:01:53	25 E CRAFTON AVE	1914	St. Clair
12/5/2019 10:38	E3	10:38:28	10:53:46	0:15:18	25 E CRAFTON AVE	1908	Ohio Valley
12/5/2019 17:37	E3	17:37:32	17:43:40	0:06:08	1215 FOSTER AVE	1914	Ohio Valley
12/6/2019 0:35	E2	0:35:50	0:42:15	0:06:25	74 FOUNTAIN ST	1914	St. Clair
12/6/2019 9:56	E2	9:56:01			25 E CRAFTON AVE	1914	Cancelled
12/6/2019 10:59	E0	10:59:54	11:05:05	0:05:11	51 WALSH RD	1915	Ohio Valley
12/7/2019 7:58	E2	7:58:58	8:03:33	0:04:35	1215 FOSTER AVE	1908	Ohio Valley
12/8/2019 8:55	E1	8:55:08	8:58:14	0:03:06	174 W STEUBEN ST	1908	Mercy
12/9/2019 0:44	E3	0:44:50	0:48:11	0:03:21	25 E CRAFTON AVE	1908	Ohio Valley
12/9/2019 9:39	E3	9:39:08	9:42:50	0:03:42	90 NOBLE AVE	1908	Ohio Valley
12/10/2019 22:18	E1	22:18:32	22:25:17	0:06:45	26 OREGON AVE	1907	Lift Assist, No Patient Transported
12/11/2019 10:49	E3	10:49:13	10:55:05	0:05:52	1215 FOSTER AVE	1908	Ohio Valley
12/12/2019 22:13	E0	22:13:06	22:16:31	0:03:25	37 STATION ST	1907	Presby
12/13/2019 12:59	E1	12:59:55	13:03:40	0:03:45	DIVISION ST/NOBLE AVE	1907	AGH
12/13/2019 19:07	E1	19:07:38	19:10:51	0:03:13	41 DIVISION ST	1907	AGH
12/14/2019 4:11	E1	4:11:27	4:18:42	0:07:15	25 E CRAFTON AVE	1907	Mercy
12/14/2019 16:51	E1	16:51:58	16:55:34	0:03:36	25 E CRAFTON AVE	1907	No Patient Found
12/14/2019 17:03	E2	17:03:27	17:03:27	0:00:00	25 E CRAFTON AVE	1907	AGH
12/14/2019 20:27	E0	20:27:40	20:33:37	0:05:57	26 MCMUNN AVE	1907	Mercy
12/15/2019 6:48	E1	6:48:07	6:50:24	0:02:17	32 DINSMORE AVE	1907	AGH
12/15/2019 13:50	E3	13:50:08	13:52:51	0:02:43	25 E CRAFTON AVE	1907	Refused
12/15/2019 19:59	E3	19:59:01	20:05:37	0:06:36	1215 FOSTER AVE	1907	Ohio Valley
12/16/2019 6:04	E1	6:04:36	6:08:25	0:03:49	25 E CRAFTON AVE	1907	St. Clair
12/16/2019 7:49	E1	7:49:42	7:56:39	0:06:57	25 E CRAFTON AVE	1907	Ohio Valley
12/17/2019 15:00	E1	15:00:01	15:07:14	0:07:13	112 W STEUBEN ST	1908	Ohio Valley
12/17/2019 19:07	E2	19:07:42			1913 CRAFTON BLVD	1914	No Patient Found
12/17/2019 21:33	E3	21:33:23	21:36:12	0:02:49	1215 FOSTER AVE	1914	Ohio Valley

12/18/2019 7:33	E1	7:33:06	7:39:32	0:06:26	1215 FOSTER AVE	1914	Mercy
12/18/2019 16:48	E1	16:48:29	16:54:20	0:05:51	54 WARREN ST	1908	AGH
12/19/2019 10:01	E2	10:01:58	10:06:51	0:04:53	39 WALSH RD	1908	No Patient Found
12/19/2019 15:36	E2	15:36:36	15:41:06	0:04:30	E STEUBEN ST/NOBLE AVE	1908	Patient Refused Care
12/19/2019 22:26	E3	22:26:04	22:31:35	0:05:31	19 UNION AVE	1908	Refused
12/20/2019 6:30	E1	6:30:04	6:33:41	0:03:37	25 E CRAFTON AVE	1908	Refused
12/20/2019 13:38	E2	13:38:33	13:46:30	0:07:57	21 WHITE AVE	1907	Mercy
12/20/2019 16:57	E3	16:57:00	17:06:08	0:09:08	73 MCMUNN AVE	1907	WPIC
12/20/2019 18:40	E1	18:40:56	18:45:34	0:04:38	70 W STEUBEN ST	1901	Ohio Valley
12/20/2019 20:59	E0	20:59:07	21:05:39	0:06:32	34 E CRAFTON AVE	1901	Mercy
12/21/2019 15:41	E1	15:41:03	15:47:38	0:06:35	1215 FOSTER AVE	1908	Ohio Valley
12/21/2019 16:42	E1	16:42:38	16:47:25	0:04:47	25 FOSTER AVE	1907	AGH
12/21/2019 17:01	E2	17:01:37	17:08:39	0:07:02	25 E CRAFTON AVE	1908	AGH
12/21/2019 19:19	E0	19:19:14	19:24:21	0:05:07	106 W STEUBEN ST	1908	AGH
12/21/2019 21:42	E3	21:42:09			20 WALNUT ST	1908	Cancelled
12/22/2019 5:24	E1	5:24:25	5:31:06	0:06:41	25 E CRAFTON AVE	1914	AGH
12/22/2019 17:03	E3	17:03:10	17:11:03	0:07:53	25 MILDRED ST	1907	False Call
12/22/2019 22:24	E1	22:24:39	22:28:03	0:03:24	29 PARKE ST	1914	Ohio Valley
12/23/2019 0:23	E1	0:23:10	0:30:30	0:07:20	304 MAXWELL ST	1914	Mercy
12/23/2019 17:38	E3	17:38:58	17:50:51	0:11:53	1215 FOSTER AVE	1901	Ohio Valley
12/24/2019 5:52	E1	5:52:23	6:00:42	0:08:19	164 FOUNTAIN ST	1914	AGH
12/24/2019 14:27	E0	14:27:29	14:33:12	0:05:43	15 FOSTER AVE	1914	Oakland VA
12/25/2019 6:37	E2	6:37:19	6:44:16	0:06:57	1215 FOSTER AVE	1914	Cancelled
12/25/2019 10:31	E1	10:31:25	10:36:25	0:05:00	70 MCMUNN AVE	1907	Childrens
12/26/2019 2:03	E4	2:03:23	2:07:19	0:03:56	1215 FOSTER AVE	1907	Lift Assist, No Patient Transported
12/26/2019 7:29	E2	7:29:52	7:32:35	0:02:43	25 E CRAFTON AVE	1907	AGH
12/26/2019 10:16	E2	10:16:21	9:10:05		32 HOME AVE	1914	Shadyside
12/26/2019 12:38	E3	12:38:45	12:42:28	0:03:43	26 EMERSON AVE	1914	Magee
12/27/2019 12:10	E1	12:10:34	12:13:44	0:03:10	96 NOBLE AVE	1914	Standby - Fire
12/27/2019 12:22	E2	12:22:09	12:25:42	0:03:33	1759 CRAFTON BLVD	1914	Refused
12/27/2019 14:17	E3	14:17:56	14:19:31	0:01:35	25 E CRAFTON AVE	1914	AGH
12/27/2019 23:00	E1	23:00:52	23:06:22	0:05:30	325 CLEARVIEW AVE	1914	Mercy
12/28/2019 7:34	E3	7:34:02	7:42:16	0:08:14	105 UNION AVE	1907	St. Clair
12/28/2019 9:21	E1	9:21:32	9:24:53	0:03:21	110 E CRAFTON AVE	1914	Refused
12/28/2019 11:07	E1	11:07:14	11:11:55	0:04:41	1215 FOSTER AVE	1914	Magee
12/28/2019 16:01	E1	16:01:08	16:05:23	0:04:15	110 E CRAFTON AVE	1914	Mercy

12/30/2019 3:15	E1	3:15:42	3:20:50	0:05:08	249 NOBLE AVE	1914	Mercy
12/30/2019 9:59	E1	9:59:57	10:03:33	0:03:36	1215 FOSTER AVE	1914	Mercy
12/30/2019 10:23	E0	10:23:02	10:28:24	0:05:22	1215 FOSTER AVE	1909	Mercy
12/30/2019 12:46	E2	12:46:42	12:46:42	0:00:00	1215 FOSTER AVE	1907	Ohio Valley
12/30/2019 14:55	E0	14:55:31	14:59:22	0:03:51	7 STANWOOD ST	1914	Standby - Fire
12/31/2019 13:50	E1	13:50:44	13:54:22	0:03:38	8 MCMUNN AVE	1907	Ohio Valley
12/31/2019 20:25	E0	20:25:47	20:28:17	0:02:30	38 STATION ST	1902	Oakland VA
12/31/2019 20:32	E2	20:32:29	20:28:23		25 E CRAFTON AVE	1908	False Call

**BOROUGH OF CRAFTON
POLICE DEPARTMENT**

MARK A. SUMPTER
CHIEF OF POLICE

100 STOTZ AVENUE
CRAFTON, PENNSYLVANIA 15205

JAMES G. BLOOM
MAYOR



January 23, 2020

Crafton Police responded to 246 complaints during the month of December 2019.

The following 3 pages attached show a print out of the calls answered by Crafton Police.

Paid parking tags paid at the window – \$60.00

Copies of Police Reports – \$135.00

One solicitor permit was issued for the month of December - \$20.00

No truck permits were issued for the month of December

Fines collected by the Magistrate and paid to the borough for December - \$1,685.27

There were 73 citations issued, 38 citation warnings, 4 parking tags, 0 AccuTrak – 115 total

**Crafton Borough had one (1) narcotic related call for the month of December 2019.
Naloxone (Narcan) was used 2 times by Crafton Police, it was used 0 times by EMS.**

Mileage on Police Cars:


Unit #11-1 - 2,532 miles ending at 70,686

Unit #11-2 - 417 miles ending at 66,441

Unit #11-3 - 1,752 miles ending at 57,196

**Note: 12-19-2019 Unit #11-2 taken to Rally's for equipment change over to new unit #11-2.
New unit #11-2 not received as of the date of this report.**

Respectfully submitted,


Barbara H. Berkhouse
Police Secretary

Calls for Service - by Keyword

CRAFTON BOROUGH



Incidents Reported Between 12/01/2019 and 12/31/2019

Code	Description	Primary Count	Secondary UCR Count		
			Code 2	Code 3	Code 4
911 HANGUP					
3802	SERVICE CALL-911 HANG UP	2			
ACCIDENT M					
3100	MOTOR VEHICLE ACCIDENTS	2			
6004	TRAFFIC ACC. INVOLVING PROPERTY DAMAGE	2			
6008	ACCIDENT INVOLVING NONINJURY	1			
		<u>5</u>			
ALARM					
2626	ALL OTHER OFFENSES - FALSE FIRE ALARM	3			
3810	SERVICE CALL-ALARMS-UNFOUNDED-EXCPT FIRE	28			
3840	FIRES (INCLUDING ALARMS-FOUNDED/UNFOUND)	2			
		<u>33</u>			
ALL ORDINA					
2830	TWP ORD-ALL OTHER	1			
ALL OTHER					
2640	ALL OTHER ORDINANCE VIOLATIONS	1			
ANIMAL					
3805	SERVICE CALL-ANIMAL	3			ANIMAL CONTROL ON ONE CALL
5503	ANIMAL COMPLAINTS - CATS	2			
5505	ANIMAL COMPLAINT - DEER	1			
5510	ANIMAL COMPLAINTS - OTHER	3			ANIMAL CONTROL ON ONE CALL
		<u>9</u>			
ASSIST FIR					
7502	ASSIST OTHER AGENCIES - FIRE DEPT.	2			
ASSIST MOT					
3820	SERVICE CALL-ASSIST MOTORIST/DISABLE VEH	4			
ASSIST POL					
7504	ASSIST OTHER AGENCIES - OTHER POLICE	1			
BURGLARY					
0512	BURGLARY-FORCED ENTRY-RESIDENCE-DAY	1			
CHECK WELF					
3801	SERVICE CALL-CHECK WELFARE	6			
CRIM MISCH					
1410	CRIMINAL MISCHIEF TO AUTOMOBILES	1			
1440	CRIMINAL MISCHIEF - ALL OTHER	2			
		<u>3</u>			
DISORDERLY					
2400	DISORDERLY CONDUCT	1			

Calls for Service - by Keyword

CRAFTON BOROUGH

Incidents Reported Between 12/01/2019 and 12/31/2019



Code	Description	Primary Count	Secondary UCR Count		
			Code 2	Code 3	Code 4
DISORDERLY					
2440	DISORDERLY CONDUCT-DISTURBING THE PEACE	1			
		<u>2</u>			
DISTURBANC					
3610	DISTURBANCES-NOISE	5			
3620	DISTURBANCES-OTHER (FIGHTS,DISPUTES,ETC)	16			
		<u>21</u>			
DOMESTIC					
3600	DISTURBANCES-DOMESTIC	3			
DRUG					
1831	NARCOTICS-POSSESSION-MORPHINE,HEROIN,ETC	1			
1891	DRUG EQUIPMENT VIOLATIONS	2			
		<u>3</u>			
FOUND ANIM					
5002	LOST & FOUND - FOUND ANIMAL	2			
FOUND ARTI					
5004	LOST & FOUND - FOUND ARTICLES	1			
FRAUD					
1100	FRAUD	3			
HARASSMENT					
2450	HARASSMENT	4			
HARASSSMEN					
2410	HARASSMENT BY COMMUNICATION	1			
HAZARDOUS					
3850	HAZARDOUS CONDITIONS	2			
HIT AND RU					
8519	HIT AND RUN ACCIDENT	6			
MEDICAL					
3870	MEDICAL EMERGENCY	26			
7008	PUBLIC SERVICES - MEDICAL ASSISTANCE	40			
		<u>66</u>			
MENTAL					
3400	MENTAL HEALTH	2			
OPEN DOOR					
3880	OPEN DOORS/WINDOWS - DISCOVERED	1			

Calls for Service - by Keyword

CRAFTON BOROUGH

Incidents Reported Between 12/01/2019 and 12/31/2019



Code	Description	Primary Count	Secondary UCR Count		
			Code 2	Code 3	Code 4
PUBL DRUNK					
2300	PUBLIC DRUNKENESS	2			
SUSP AUTO					
4020	NON-CRIMINAL - SUSPICIOUS AUTO	1			
SUSPICIOUS					
3500	SUSPICIOUS PERSONS,AUTOS,CIRCUMSTANCES	31			
SVC CALL					
3800	SERVICE CALL-MISCELLANEOUS	4			
THEFT					
0623	THEFT-\$50 TO \$200-RETAIL THEFT	1			
0633	THEFT-UNDER \$50-RETAIL THEFT	7			
0634	THEFT-UNDER \$50-FROM AUTO (EXCEPT 0635)	1			
		<u>9</u>			
TRAF CIT					
CITT	TRAFFIC CITATION	49			
TRAFFIC					
3900	TRAFFIC & PARKING PROBLEMS	10			
4010	TRAFFIC OFFENSES	1			
		<u>11</u>			
TRESPASS					
2660	TRESPASSING OF REAL PROPERTY	1			
WARRANT					
WARR	WARRANT	1			
WEAPONS					
1531	WEAPONS - POSSESSION - FIREARMS	1			
Total Calls		<u>295</u>			
		49			
		<u>246</u>			

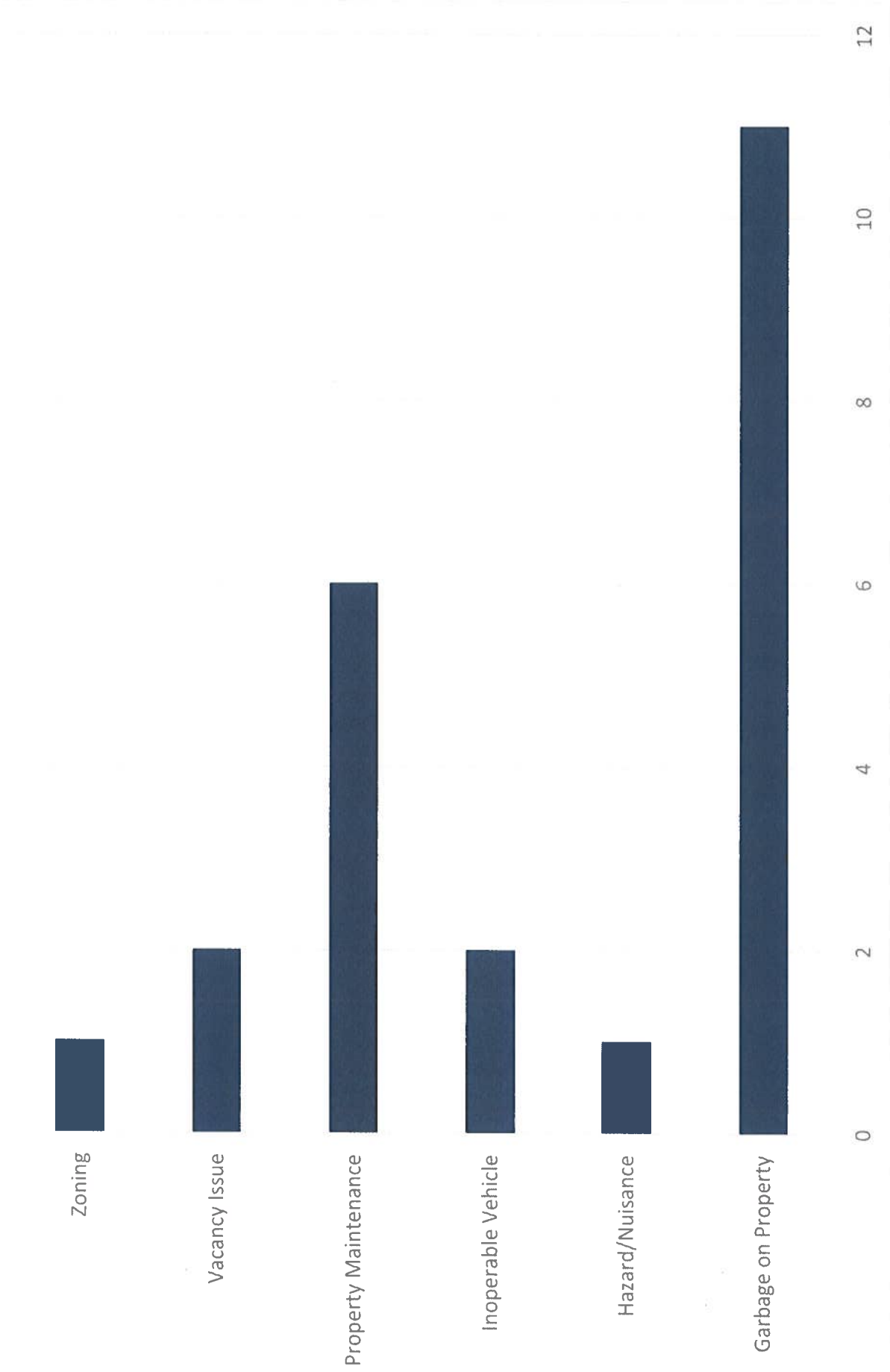
CODE ENFORCEMENT REPORT NOV-JAN 2019-2020

A	B	C	D	E	F	
<u>Date Submitted</u>	<u>Address</u>	<u>Violation Type</u>	<u>Description</u>	<u>Status</u>	<u>Code</u>	
1	11/18/2019	THOMAS ST				
2	11/18/2019	THOMAS ST	Garbage on Property	Improper storage of garbage.	Open	308.1
3	11/19/2019	S LINWOOD AVE	Garbage on Property	Accumulation of rubbish.	Open	308.1
4	12/3/2019	MUELLER AVE	Property Maintenance	Soffit/fascia	Open	304.2
5	12/3/2019	MUELLER AVE	Garbage on Property	Accumulation of rubbish. 60 days.	Open	308.1
6	12/4/2019	HALDANE ST	Inoperable Vehicle	Inoperable vehicles on property.	Open	302.8
7	12/6/2019	CRAFTON BLVD	Hazard/Nuisance	Water discharging from property creating hazardous conditions.	Open	131-2 A
8	12/19/2019	NOBLE AVE	Zoning	Property sold w/out inspection.	Open	225-145 A (1)
9	12/27/2019	CLEARVIEW AVE	Inoperable Vehicle	Inoperative vehicle in driveway.	Open	302.8
10	1/8/2020	MCMUNN AVE	Property Maintenance	Siding loose/hanging on exterior wall.	Open	304.6
11	1/8/2020	PROMENADE ST	Garbage on Property	Accumulation of construction waste. 30 days.	Open	308.1
12	1/8/2020	PROMENADE ST	Garbage on Property	Accumulation of garbage.	Open	308.1
13	1/8/2020	PROMENADE ST	Property Maintenance	Roof has hole in it.	Open	304.7
14	1/8/2020	DINSMORE AVE	Property Maintenance	Soffit and fascia is peeling/in disrepair	Open	304.7
15	1/8/2020	PROMENADE ST	Property Maintenance	Siding peeling. Scaffold up for a few years.	Open	304.6
16	1/8/2020	TAYLOR ST	Property Maintenance	Siding has a hole in it.	Open	304.6
17	1/8/2020	TAYLOR ST	Vacancy Issue	Secure garage/home (doors and windows) and clean up trash	Open	301.3

CODE ENFORCEMENT REPORT NOV-JAN 2019-2020

	A	B	C	D	E	F
18	1/8/2020	DINSMORE AVE	Garbage on Property	Excess construction waste. 30 days.	Open	308.1
19	1/9/2020	FOSTER AVE	Garbage on Property	Scattered trash and brush behind building & around property. Landscaping hose trip hazard. Garbage attracting vermin. 10 days.	Open	131-2 A
20	1/14/2020	CHARTIERS AVE	Garbage on Property	Accumulation of rubbish. 30 days	Open	308.1
21	1/14/2020	BALDWICK RD	Vacancy Issue	Window not secure. 10 Days to secure.	Open	301.3
22	1/14/2020	BARR AVE	Garbage on Property	Bulk construction waste on front porch/in bagster.	Open	308.1
23	1/14/2020	CHARTIERS AVE	Garbage on Property	Porch full of accumulation. 30 days.	Open	308.1
24	1/20/2020	W STEUBEN ST	Garbage on Property	Tv in front of building. 5 days to move.	Open	188-3G

Count of Violation Type



Building Inspection Report

December 2019

December Reports Received

(Attached)

Building Inspection Underwriters
Allegheny County R/E Transfer

Certificates & Permits Issued

Year End 2019

Rental Inspection Certificates Issued	135
Zoning Use/Occupancy Certificates Issued	121
Building/Zoning Permits Issued	81

PUBLIC WORKS / PARKS OPERATIONS REPORT

Council Meeting

January 27, 2020

Crew report 11-22-19 to 1-24-2020

- **One Call** - responses at various locations
- **Litter can maintenance**- Check and empty all cans weekly.
- **Rain /Windstorm**- Respond to rain/windstorms -crews check and clear catch basins removing debris build up tree limbs and branches; check and clear borough facilities of any storm related issues.
- **Snow and Ice Control**- Responded to 4 snow and ice events working 46.5 hours spreading 130 tons of salt
- **Chipper Service**- Respond to request for services from residents for branch/debris removal various locations.
- **Compost Site**- Windrow Maintenance.
- **Truck Repairs/ Maintenance** - Repair Truck 108, (Tailgate spreader hopper)111, (shocks, Catalytic converter, belts, pulleys, sensor, fuel pump.) 112. (Fuel Filter)
- **Park/ Pool Maintenance**- Complete Pool closure/winterization. Level mulch at play areas. Park inspections all locations.
- **Street Sweeping Program**- Swept all routes weekly. 326 miles -37 Loads
- **Facility Maintenance** - Install new security door and fire door magistrate's office. Install water pressure regulator CBB; Replace lights install new LED lights and fixtures hallways CCB medic area. Flus boiler lines (weekly) CBB. Install new hot water tank Library; Light repair and sink repair Library.
- **Tree Maintenance**- Pruned / cleared low hanging trees at various locations as requested by CVFD
- **Leaf Program** - 2019 leaf program. Collected a total of 342 cubic yards of leaves.
- **Street Maintenance**- Cold Patch- Crafton Blvd, Ewing, Linwood, Alley B, Crotzer, Grace
- **Sign Repair/Replacement** - Repair replace traffic signs at various locations, Install Traffic monitoring device Noble Ave (both directions)

Admin.

Meet Borough Manger to discuss PW issues and budget. Field inspections regarding one call, street openings; construction projects. Attend pre-con meeting with engineer manager, police chief, and contractor for Green Light Go project.

Managing day to operations/administration for Public Works and Parks maintenance and repairs. Respond to constituent's request for information and service.

Order supplies and material. Routine Field investigations, routine paperwork.



CRAFTON PUBLIC LIBRARY BOARD REPORT DECEMBER 2019

PROGRAMMING

ADULT PROGRAMS AND EVENTS	Sessions	Attendance
NSA Book Club	1	4
Scrabble	1	3
Tech Help	3	8
Writers' Support	1	9
Yoga	5	37
Artist Reception	1	75
What's Cooking in Crafton	1	12
ADULT TOTALS	13	148

TEEN PROGRAMS AND EVENTS	Sessions	Attendance
Anime Club	2	8
MAKE IT: Button Making	1	2
TEEN TOTALS	3	10

JUVENILE PROGRAMS AND EVENTS	Sessions	Attendance
Community and Cocoa	1	11
STEAM Night	4	14
American Girl Club	1	11
Art for All Ages	3	9
JUVENILE TOTALS	9	45

PRESCHOOL PROGRAMS AND EVENTS	Sessions	Attendance
Family Storytime	5	34
Tails & Tales Storytime	1	6
Evening Storytime	3	18
Precious Angels	1	18
PRESCHOOL TOTALS	10	76

OUTREACH	Sessions	Attendance
Crafton Elementary K, 1, 2	1	150
	1	150

TOTAL ALL PROGRAMS	36	429
---------------------------	-----------	------------

VISITORS

TOTAL
3,332

CIRCULATION

CIRCULATION	Percent	Quantity
Adult Books	35.1 %	569
Adult Media	20.0 %	324
YA Books	4.1 %	67
Children & Middle Grade Books	35.7 %	579
Children & Middle Grade Media	5.1 %	82
CIRCULATION TOTALS	100%	1,621

HIGHLIGHTS

- We hosted the previously discussed hot cocoa event after community members caroled around Crafton. It didn't have the turn out we were expecting but was a nice event for those who did attend.
- Anime Club made candy sushi and got to pick out a "holiday gift"—a goodie from a kawaii stationery store!
- We had Dash and Dot robots for STEAM night two weeks in a row, and the kids really enjoyed having their fortunes told by the robots.
- Our annual Artists Reception is always the highlight of our year! This year was no exception.
- With the holidays falling in the middle of the week, the rest of our month was pretty quiet.