

MONTHLY REPORTS

JANUARY 2020

FOR PUBLIC INSPECTION

**BOROUGH OF CRAFTON
TREASURER'S REPORT
January 31, 2020**

DEMAND DEPOSITS

Balance to General Fund	141,215.47	
Total Receipts	308,165.55	
Subtotal	449,381.02	
Total Disbursements	-341,978.92	
General Fund		107,402.10
Payroll Account		6,682.72
Alcosan		7,488.51
Capital Projects Reserve Fund		127,571.44
Fire Equipment Fund		1,055.12
Road Tax Fund		798,917.11
Insurance Escrow		(19.00)
Med Saver		1,355.58
Crafton Celebrates		17,094.59
Planning Commission		679.94
Total Demand Deposits		1,068,228.11

INVESTMENTS

Pennsylvania Local Government Trust General Fund		1,269,500.52
Pennsylvania Local Government Trust Sewer Account		1,510,556.43
Pennsylvania Local Government Trust Highway Aid		31,286.32
PNC DB Trust Police Pension		4,979,605.45
PNC DB Trust Employee Pension		1,529,676.20
Total Investments		9,320,624.92

TOTAL DEMAND DEPOSITS AND INVESTMENT ACCOUNTS

10,388,853.03



Annette M. Lherbier, Treasurer

BOROUGH OF CRAFTON GENERAL FUND FINANCIAL REPORT

January 1, through January 31, 2020

	Jan 20	Budget	\$ Over Bud...	% of ...
Income				
301 · Real Estate Taxes				
301.10 · Real Estate - Current	0.00	1,449,035.00	-1,449,035.00	0.0%
301.20 · Real Estate - Prior Year	4,997.28	3,000.00	1,997.28	166.6%
301.30 · Road Tax (Interfund Trf)	2,194.84	0.00	2,194.84	100.0%
301.35 · Road Tax - P&I (Interfund Trf)	418.24	0.00	418.24	100.0%
301.50 · Real Estate - Delinq/Leined	1,834.02	58,000.00	-56,165.98	3.2%
Total 301 · Real Estate Taxes	9,444.38	1,510,035.00	-1,500,590.62	0.6%
310 · Act 511 Taxes				
310.10 · Real Estate Transfer Tax	18,993.23	75,000.00	-56,006.77	25.3%
310.21 · EIT - Current	0.00	620,000.00	-620,000.00	0.0%
310.22 · EIT - Prior	31,836.90	220,000.00	-188,163.10	14.5%
310.23 · EIT - Delinquent	391.67	15,000.00	-14,608.33	2.6%
310.31 · Mercantile - Current	370.92	105,000.00	-104,629.08	0.4%
310.36 · Business Priviledge - Current	143.92	65,000.00	-64,856.08	0.2%
310.51 · Local Service Tax - Current	2,365.59	50,000.00	-47,634.41	4.7%
Total 310 · Act 511 Taxes	54,102.23	1,150,000.00	-1,095,897.77	4.7%
319 · Penalty/Interest				
319.01 · P&I - Real Estate Tax	346.75	3,500.00	-3,153.25	9.9%
319.02 · P&I - Delinq. Real Estate Tax	4,584.62	35,000.00	-30,415.38	13.1%
319.12 · P&I - EIT	145.86	1,000.00	-854.14	14.6%
319.122 · P&I - Delinq. EIT	0.00	3,000.00	-3,000.00	0.0%
319.13 · P&I - Mercantile	0.00	500.00	-500.00	0.0%
319.18 · P&I - Business Priviledge	14.39	600.00	-585.61	2.4%
Total 319 · Penalty/Interest	5,091.62	43,600.00	-38,508.38	11.7%
321 · Business Licenses & Permits				
321.61 · Soliciting Permits	20.00	800.00	-780.00	2.5%
321.75 · Mechanical Devices	0.00	4,200.00	-4,200.00	0.0%
321.80 · Cable Franchise Fees	0.00	112,000.00	-112,000.00	0.0%
321.90 · Business Licenses	20.00	2,500.00	-2,480.00	0.8%
Total 321 · Business Licenses & Permits	40.00	119,500.00	-119,460.00	0.0%
322 · Non-Business Licenses & Permits				
322.80 · Street Openings	0.00	11,000.00	-11,000.00	0.0%
322.81 · Street Pole Permits	0.00	100.00	-100.00	0.0%
322.83 · Truck Parking Permits	0.00	300.00	-300.00	0.0%
Total 322 · Non-Business Licenses & Permits	0.00	11,400.00	-11,400.00	0.0%
331 · Fines & Forfeits				
331.10 · Fines - Magistrate/County	1,924.63	33,000.00	-31,075.37	5.8%
331.12 · Code/Ordinance Violations	25.00	3,000.00	-2,975.00	0.8%
331.14 · M/Veh Violations/State Police	60.00	4,000.00	-3,940.00	1.5%
Total 331 · Fines & Forfeits	2,009.63	40,000.00	-37,990.37	5.0%
341-342 · Interest, Rents & Royalties				
341.01 · Income on Investments	1,799.68	27,000.00	-25,200.32	6.7%
342.00 · Rental Income	2,244.50	26,060.00	-23,815.50	8.6%
Total 341-342 · Interest, Rents & Royalties	4,044.18	53,060.00	-49,015.82	7.6%
354 · State Grant Proceeds				
354.15 · Act 101 Recycling Grant	0.00	6,000.00	-6,000.00	0.0%
Total 354 · State Grant Proceeds	0.00	6,000.00	-6,000.00	0.0%
355 · State Shared Revenues & Entitle				
355.01 · PURTA	0.00	3,200.00	-3,200.00	0.0%
355.04 · Liquor Licenses	0.00	1,000.00	-1,000.00	0.0%
355.05 · Pension State Aid	0.00	140,000.00	-140,000.00	0.0%
355.07 · Foreign Fire Fund	0.00	27,000.00	-27,000.00	0.0%
355.09 · Act 13 Impact Fee	0.00	1,000.00	-1,000.00	0.0%
Total 355 · State Shared Revenues & Entitle	0.00	172,200.00	-172,200.00	0.0%

BOROUGH OF CRAFTON GENERAL FUND FINANCIAL REPORT

January 1, through January 31, 2020

	Jan 20	Budget	\$ Over Bud...	% of ...
357 · County Shared Revenue & Grants				
357.01 · 1% Sales Tax (RAD)	18,127.95	240,000.00	-221,872.05	7.6%
Total 357 · County Shared Revenue & Grants	18,127.95	240,000.00	-221,872.05	7.6%
358 · Intergov. Contract Services				
358.10 · Police Services-Thornburg	8,438.45	101,261.00	-92,822.55	8.3%
358.11 · Fire Protection Services	708.34	8,500.00	-7,791.66	8.3%
Total 358 · Intergov. Contract Services	9,146.79	109,761.00	-100,614.21	8.3%
360-363 · Departmental Earnings				
361.33 · Permits- Zoning Use	105.00	4,000.00	-3,895.00	2.6%
361.34 · Hearing Fees-Zoning & Planning	0.00	1,500.00	-1,500.00	0.0%
362.11 · Sale of Accident Reports	135.00	1,600.00	-1,465.00	8.4%
362.141 · Crossing Guard Reimb.	4,567.29	45,000.00	-40,432.71	10.1%
362.40 · Permits- Build/Elec/Plub/Mech	1,419.00	17,000.00	-15,581.00	8.3%
362.45 · Permits- Occupancy	210.00	8,500.00	-8,290.00	2.5%
362.48 · Rental Inspection Fee	1,095.00	7,000.00	-5,905.00	15.6%
362.55 · Other Permits Code Enforce	90.00	1,000.00	-910.00	9.0%
362.70 · Police Application Fees	0.00	1,000.00	-1,000.00	0.0%
362.74 · Reimburse - P/D Overtime Detail	0.00	8,000.00	-8,000.00	0.0%
362.75 · Drug Task Force OT Reimb	0.00	3,000.00	-3,000.00	0.0%
363.51 · PennDot Snow Removal	0.00	7,500.00	-7,500.00	0.0%
Total 360-363 · Departmental Earnings	7,621.29	105,100.00	-97,478.71	7.3%
364 · Sanitation - Garbage Collection				
364.30 · Current Garbage Collection Fee	5,317.68	489,555.00	-484,237.32	1.1%
364.32 · Jordan- Refuse Bill Fee	20.00	8,500.00	-8,480.00	0.2%
364.35 · Garbage Collection - Delinq.	3,232.39	65,000.00	-61,767.61	5.0%
364.36 · P&I - Garbage Collection	203.71	4,000.00	-3,796.29	5.1%
364.362 · P&I - Delinq. Garbage Coll.	834.27	18,000.00	-17,165.73	4.6%
Total 364 · Sanitation - Garbage Collection	9,608.05	585,055.00	-575,446.95	1.6%
367 · Recreation Fees				
367.10 · Minature Golf Pay to Play	0.00	300.00	-300.00	0.0%
367.14 · Park Shelter Rental Fee	250.00	5,500.00	-5,250.00	4.5%
367.15 · Community Room Rental Fee	1,250.00	4,500.00	-3,250.00	27.8%
367.20 · Pool Passes	0.00	31,000.00	-31,000.00	0.0%
367.21 · Pool General Admission	0.00	50,000.00	-50,000.00	0.0%
367.22 · Swimming Lessons	0.00	4,500.00	-4,500.00	0.0%
367.23 · Pool/Mini Golf Rentals	0.00	5,500.00	-5,500.00	0.0%
367.24 · AquaRobics/Volleyball	0.00	450.00	-450.00	0.0%
367.25 · Chair Rentals-Locks	0.00	1,100.00	-1,100.00	0.0%
367.30 · Sale of Wood Chips/Compost	0.00	100.00	-100.00	0.0%
367.40 · Pool Concessions	0.00	25,000.00	-25,000.00	0.0%
367.50 · Senior Dinner-Fees	0.00	3,000.00	-3,000.00	0.0%
367.52 · Fundraising-Recreation	400.00	7,000.00	-6,600.00	5.7%
Total 367 · Recreation Fees	1,900.00	137,950.00	-136,050.00	1.4%
380 · Misc. Revenues				
380.03 · Insurance Dividends	0.00	48,000.00	-48,000.00	0.0%
380.50 · Military Banner Receipts	70.00	1,700.00	-1,630.00	4.1%
Total 380 · Misc. Revenues	70.00	49,700.00	-49,630.00	0.1%
388 · Fiduciary Funds				
388.01 · Police Pension Contribution	3,818.59	42,000.00	-38,181.41	9.1%
Total 388 · Fiduciary Funds	3,818.59	42,000.00	-38,181.41	9.1%
391 · Proceeds-Gen. Fixed Asset Dispo				
391.20 · Compensation of Fixed Assets	0.00	7,000.00	-7,000.00	0.0%
Total 391 · Proceeds-Gen. Fixed Asset Dispo	0.00	7,000.00	-7,000.00	0.0%

BOROUGH OF CRAFTON GENERAL FUND FINANCIAL REPORT

January 1, through January 31, 2020

	Jan 20	Budget	\$ Over Bud...	% of ...
392 · Interfund Transfers				
392.30 · Transfer from Capital Projects	7,468.78	7,469.00	-0.22	100.0%
392.35 · Transfer from Highway Aid	0.00	174,000.00	-174,000.00	0.0%
392.90 · Transfer - Unreserved Fund Bal.	0.00	145,160.00	-145,160.00	0.0%
Total 392 · Interfund Transfers	7,468.78	326,629.00	-319,160.22	2.3%
Total Income	132,493.49	4,708,990.00	-4,576,496.51	2.8%
Gross Profit	132,493.49	4,708,990.00	-4,576,496.51	2.8%
Expense				
400 · Borough Council				
400.05 · Salary - Council	700.00	8,400.00	-7,700.00	8.3%
400.24 · Council Meeting Expenses	0.00	1,000.00	-1,000.00	0.0%
400.42 · Subscriptions/Memberships-Boro	5,270.66	8,260.00	-2,989.34	63.8%
400.46 · Meetings, Confrences & Training	1,628.28	6,000.00	-4,371.72	27.1%
Total 400 · Borough Council	7,598.94	23,660.00	-16,061.06	32.1%
400.0 · Borough Administration				
400.43 · Subscriptions-Dues	928.48			
Total 400.0 · Borough Administration	928.48			
401 · Mayor				
401.05 · Salary - Mayor	150.00	1,800.00	-1,650.00	8.3%
401.42 · Subscriptions/Memberships-Mayor	10.00	130.00	-120.00	7.7%
Total 401 · Mayor	160.00	1,930.00	-1,770.00	8.3%
402 · Auditing & Financial Admin				
402.31 · Auditing - Professional Auditor	0.00	12,500.00	-12,500.00	0.0%
402.45 · Payroll Contract	549.62	6,800.00	-6,250.38	8.1%
Total 402 · Auditing & Financial Admin	549.62	19,300.00	-18,750.38	2.8%
403 · Tax Collection				
403.11 · Salary - Property Tax Collector	40.00	480.00	-440.00	8.3%
403.35 · Bonds - Property Tax Collector	0.00	544.00	-544.00	0.0%
403.46 · Jordan-Liens-Revivals-SherSales	780.00	12,000.00	-11,220.00	6.5%
403.461 · Jordan Tax - TCF Fees	2,481.42	18,000.00	-15,518.58	13.8%
403.462 · Jordan Tax - R/E Tax Collec Fee	0.00	7,500.00	-7,500.00	0.0%
403.463 · Jordan Tax-Prior R/E Tax Fee	996.69	16,000.00	-15,003.31	6.2%
403.47 · Jordan Act 511 Fees	610.92	8,000.00	-7,389.08	7.6%
403.48 · Jordan-Act 32 SWTax District	581.72	15,500.00	-14,918.28	3.8%
403.76 · Rad Tax Payment	0.00	2,500.00	-2,500.00	0.0%
Total 403 · Tax Collection	5,490.75	80,524.00	-75,033.25	6.8%
404 · Solicitor/Legal Services				
404.31 · Solicitor Expenses	12,976.33	50,000.00	-37,023.67	26.0%
404.40 · Legal-Litigation	0.00	1,000.00	-1,000.00	0.0%
Total 404 · Solicitor/Legal Services	12,976.33	51,000.00	-38,023.67	25.4%
405 · Administrative Staff				
405.10 · Salary - Manager	11,437.50	78,795.00	-67,357.50	14.5%
405.11 · Salary - Treasurer	250.00	3,000.00	-2,750.00	8.3%
405.12 · Salary - Full Time Staff	7,141.34	85,696.00	-78,554.66	8.3%
405.15 · Administrative Intern	0.00	3,500.00	-3,500.00	0.0%
405.154 · Health & Accident & STD	59.30	1,000.00	-940.70	5.9%
405.156 · Hospitalization	3,156.02	58,000.00	-54,843.98	5.4%
405.161 · Social Security	1,087.09	13,000.00	-11,912.91	8.4%
405.162 · Unemployment Compensation	21.38	1,100.00	-1,078.62	1.9%
405.163 · FSA	0.00	1,500.00	-1,500.00	0.0%
405.164 · HRA	38.50	3,000.00	-2,961.50	1.3%
405.33 · Transportation Reimbursement	0.00	250.00	-250.00	0.0%
405.35 · Bonds	338.00	1,000.00	-662.00	33.8%
405.354 · Worker's Compensation	50.33	650.00	-599.67	7.7%

BOROUGH OF CRAFTON GENERAL FUND FINANCIAL REPORT

January 1, through January 31, 2020

	Jan 20	Budget	\$ Over Bud...	% of ...
405.42 · Dues, Subscriptions, Membership	70.00	900.00	-830.00	7.8%
405.46 · Meetings, Conferences, Training	450.00	2,000.00	-1,550.00	22.5%
Total 405 · Administrative Staff	24,099.46	253,391.00	-229,291.54	9.5%
406 · General Administration				
406.21 · Office Supplies/Postage	0.00	4,000.00	-4,000.00	0.0%
406.26 · Minor Equipment	0.00	1,500.00	-1,500.00	0.0%
406.32 · Communications	135.69	4,500.00	-4,364.31	3.0%
406.34 · Advertising	130.00	3,500.00	-3,370.00	3.7%
406.356 · Drug & Alcohol Testing	0.00	200.00	-200.00	0.0%
406.37 · Maint. & Repairs Equipment	0.00	2,000.00	-2,000.00	0.0%
406.38 · Equipment Rentals	954.81	11,000.00	-10,045.19	8.7%
406.74 · Major Equipment	0.00	3,000.00	-3,000.00	0.0%
Total 406 · General Administration	1,220.50	29,700.00	-28,479.50	4.1%
407-408 · Other Professional Services				
407.25 · Computer HW/SW Maint	0.00	400.00	-400.00	0.0%
407.32 · IT Expenses	870.00	12,000.00	-11,130.00	7.3%
407.42 · Subscription Service/SaaS	12,257.95	17,620.00	-5,362.05	69.6%
408.31 · Engineering - General Services	2,515.25	45,000.00	-42,484.75	5.6%
408.315 · Engineering - Retainer	0.00	1,200.00	-1,200.00	0.0%
Total 407-408 · Other Professional Services	15,643.20	76,220.00	-60,576.80	20.5%
409 · Municipal Properties				
409.21 · Maintenance Supplies	0.00	1,650.00	-1,650.00	0.0%
409.36 · Utilities	3,695.26	23,000.00	-19,304.74	16.1%
409.361 · Utilities - District Magistrate	872.63	6,500.00	-5,627.37	13.4%
409.37 · Repairs/Maintenance	1,261.01	20,000.00	-18,738.99	6.3%
409.371 · Repairs/Maint- Dist. Magistrate	75.00	2,000.00	-1,925.00	3.8%
409.45 · Contracts - Custodian/Mats	236.95	11,000.00	-10,763.05	2.2%
409.50 · Municipal Prop. Misc.	0.00	5,600.00	-5,600.00	0.0%
409.71 · Cap Improvements - Dist. Magist	0.00	5,000.00	-5,000.00	0.0%
409.76 · Deposit/Refunds-Community Room	200.00	1,700.00	-1,500.00	11.8%
Total 409 · Municipal Properties	6,340.85	76,450.00	-70,109.15	8.3%
410 · Police Services				
410.12 · Salaries - Police Officers	60,372.11	753,100.00	-692,727.89	8.0%
410.121 · Salary - Chief	8,366.26	100,395.00	-92,028.74	8.3%
410.13 · Longevity - Police	1,500.00	5,500.00	-4,000.00	27.3%
410.14 · Salary - Police Secretary	2,826.00	36,500.00	-33,674.00	7.7%
410.154 · Health & Accident & STD	358.85	4,500.00	-4,141.15	8.0%
410.156 · Hospitalization	11,350.27	135,000.00	-123,649.73	8.4%
410.161 · Social Security	6,651.40	79,000.00	-72,348.60	8.4%
410.162 · Unemployment Compensation	802.50	5,500.00	-4,697.50	14.6%
410.163 · FSA	0.00	5,500.00	-5,500.00	0.0%
410.164 · HRA	107.05	6,000.00	-5,892.95	1.8%
410.18 · Wages - Crossing Guards	6,829.84	89,100.00	-82,270.16	7.7%
410.181 · Wages - Jail Guards	0.00	1,000.00	-1,000.00	0.0%
410.19 · O.T. Police (see 380.12 Reimb.)	368.28	20,000.00	-19,631.72	1.8%
410.191 · Court /School - Reimb Expenses	154.00	3,500.00	-3,346.00	4.4%
410.192 · Court Overtime	5,764.74	50,000.00	-44,235.26	11.5%
410.193 · DANET O.T. (See 380.05 offset)	0.00	4,000.00	-4,000.00	0.0%
410.21 · Office Supplies/Postage	18.75	2,800.00	-2,781.25	0.7%
410.22 · Ammunition	0.00	1,500.00	-1,500.00	0.0%
410.23 · Uniform Allowance	568.40	12,550.00	-11,981.60	4.5%
410.232 · Uniform Allowance - Crossing Gu	0.00	500.00	-500.00	0.0%
410.24 · Fuel Expense	112.56	11,000.00	-10,887.44	1.0%
410.25 · Maintenance Equip.-Supplies	91.20	2,800.00	-2,708.80	3.3%
410.26 · Minor Equipment	0.00	5,000.00	-5,000.00	0.0%
410.32 · Communications	1,138.30	10,500.00	-9,361.70	10.8%
410.321 · IT Expense	870.00	7,000.00	-6,130.00	12.4%
410.354 · Worker's Compensation	3,839.67	46,100.00	-42,260.33	8.3%
410.355 · Worker's Comp.--School Guards	524.56	6,300.00	-5,775.44	8.3%
410.37 · Vehicle Maintenance	712.18	6,500.00	-5,787.82	11.0%
410.42 · Dues Police Chief	950.00	1,000.00	-50.00	95.0%
410.421 · Dues - Police Officers	0.00	1,000.00	-1,000.00	0.0%

BOROUGH OF CRAFTON GENERAL FUND FINANCIAL REPORT

January 1, through January 31, 2020

	Jan 20	Budget	\$ Over Bud...	% of ...
410.45 · Animal Control	0.00	4,000.00	-4,000.00	0.0%
410.53 · Civil Service Commission	0.00	300.00	-300.00	0.0%
410.74 · Capital Outlay	0.00	90,000.00	-90,000.00	0.0%
410.75 · Training - Police Officers	625.00	7,000.00	-6,375.00	8.9%
410.751 · Training - Police Chief	0.00	1,000.00	-1,000.00	0.0%
410.76 · Computer Expense	2,692.00	6,000.00	-3,308.00	44.9%
410.77 · Video Recording Devices	0.00	8,000.00	-8,000.00	0.0%
Total 410 · Police Services	117,593.92	1,529,445.00	-1,411,851.08	7.7%
411 · Fire Protection				
411.02 · Foreign Fire Relief	0.00	27,000.00	-27,000.00	0.0%
411.32 · Communications	36.00			
411.354 · Worker's Compensation	1,159.00	17,000.00	-15,841.00	6.8%
411.38 · Hydrant Rental	1,863.99	23,800.00	-21,936.01	7.8%
411.53 · Annual Contribution	9,904.35	116,500.00	-106,595.65	8.5%
411.90 · Trf to Fire Equip Fund	0.00	37,400.00	-37,400.00	0.0%
411.901 · Trf to Minor Equip. SCBA Fund	0.00	22,000.00	-22,000.00	0.0%
Total 411 · Fire Protection	12,963.34	243,700.00	-230,736.66	5.3%
413-414 · Code Enforcement & Zoning				
413.13 · Salary - Ordinance Officer	1,068.38			
413.14 · Zoning Inspections	0.00	9,500.00	-9,500.00	0.0%
413.15 · Wages - Part Time Staff	837.13	29,000.00	-28,162.87	2.9%
413.161 · Social Security	145.77	2,000.00	-1,854.23	7.3%
413.162 · Unemployment Compensation	0.00	500.00	-500.00	0.0%
413.21 · Office Supplies	0.00	700.00	-700.00	0.0%
413.24 · Fuel	0.00	500.00	-500.00	0.0%
413.28 · Uniforms	0.00	250.00	-250.00	0.0%
413.32 · Communic/Internet - Ord. Offcr	106.18	2,200.00	-2,093.82	4.8%
413.354 · Worker's Compensation	5.58	70.00	-64.42	8.0%
413.37 · Vehicle Repairs	0.00	1,500.00	-1,500.00	0.0%
413.45 · Demolition-Blight Props	54.70	40,000.00	-39,945.30	0.1%
413.46 · Training & Education	0.00	1,500.00	-1,500.00	0.0%
413.47 · Bldg Permit DCED	0.00	300.00	-300.00	0.0%
414.12 · Bldg Permit-Inspection Fees	2,047.00	13,500.00	-11,453.00	15.2%
414.14 · ZHB - Court Reporter/Sec'y	0.00	500.00	-500.00	0.0%
414.21 · ZHB Office-Adv-Postage	0.00	200.00	-200.00	0.0%
414.31 · ZHB Legal Services	0.00	1,200.00	-1,200.00	0.0%
414.46 · Recodify Boro Ordinances	0.00	4,000.00	-4,000.00	0.0%
Total 413-414 · Code Enforcement & Zoning	4,264.74	107,420.00	-103,155.26	4.0%
427 · Sanitation Contract				
427.10 · Garbage Contract	40,584.80	487,018.00	-446,433.20	8.3%
427.12 · Recycling Contract	6,485.20	77,822.00	-71,336.80	8.3%
Total 427 · Sanitation Contract	47,070.00	564,840.00	-517,770.00	8.3%
430 · Public Works Department				
430.10 · Salary - P/W Supervisor	6,523.34	78,280.00	-71,756.66	8.3%
430.14 · Salaries - Full Time Employees	28,523.68	330,000.00	-301,476.32	8.6%
430.15 · Wages - Reg. Overtime Pay	77.02	5,000.00	-4,922.98	1.5%
430.154 · Health & Accident & STD	210.85	2,600.00	-2,389.15	8.1%
430.156 · Hospitalization	8,375.17	100,000.00	-91,624.83	8.4%
430.16 · Wages - P/W Part Time	0.00	2,000.00	-2,000.00	0.0%
430.161 · Social Security	2,812.75	33,200.00	-30,387.25	8.5%
430.162 · Unemployment Compensation	133.95	2,700.00	-2,566.05	5.0%
430.163 · FSA	500.00	3,000.00	-2,500.00	16.7%
430.164 · HRA	2.50	5,000.00	-4,997.50	0.1%
430.18 · Wages - P/W Seasonal Employment	0.00	23,000.00	-23,000.00	0.0%
430.21 · Public Works - Misc. Supplies	183.64	2,500.00	-2,316.36	7.3%
430.23 · Uniforms	510.44	6,000.00	-5,489.56	8.5%
430.24 · Fuel	717.27	12,000.00	-11,282.73	6.0%
430.25 · Repairs - Maintenance	3,641.13	12,000.00	-8,358.87	30.3%
430.26 · Small Tools	325.47	2,500.00	-2,174.53	13.0%
430.32 · Communications	314.95	3,500.00	-3,185.05	9.0%
430.354 · Worker's Compensation	2,294.95	27,600.00	-25,305.05	8.3%
430.356 · Drug/Alcohol Testing	0.00	500.00	-500.00	0.0%

BOROUGH OF CRAFTON GENERAL FUND FINANCIAL REPORT

January 1, through January 31, 2020

	Jan 20	Budget	\$ Over Bud...	% of ...
430.36 · Utilities	790.41	7,000.00	-6,209.59	11.3%
430.37 · Vehicle Repairs	3,123.83	14,000.00	-10,876.17	22.3%
430.42 · Licenses, Permits and Training	325.00	800.00	-475.00	40.6%
430.74 · Equipment Purchases	0.00	7,000.00	-7,000.00	0.0%
432.14 · Wages - Snow Removal Overtime	2,047.77	10,000.00	-7,952.23	20.5%
432.22 · Anti-Skid Materials	0.00	55,000.00	-55,000.00	0.0%
433.22 · Signs & Posts	0.00	3,000.00	-3,000.00	0.0%
433.45 · Traffic Signals Maintenance	300.00	2,000.00	-1,700.00	15.0%
433.451 · Traffic Signals - Elect. Supply	521.80	6,500.00	-5,978.20	8.0%
434.45 · Street Lighting - Elect. Supply	6,875.28	85,000.00	-78,124.72	8.1%
435.22 · Material - Curbing Supplies	0.00	500.00	-500.00	0.0%
435.245 · Material - Stairs and Sidewalks	0.00	4,000.00	-4,000.00	0.0%
438.22 · Material- Roads Supplies	2,386.25	10,000.00	-7,613.75	23.9%
438.38 · Rental Equipment	60.21	5,000.00	-4,939.79	1.2%
Total 430 · Public Works Department	71,577.66	861,180.00	-789,602.34	8.3%
452-453 · Recreation				
452.14 · Wages - Pool Personnel	0.00	73,000.00	-73,000.00	0.0%
452.15 · Wages - Pool Concess.	0.00	12,000.00	-12,000.00	0.0%
452.161 · Social Security	0.00	7,000.00	-7,000.00	0.0%
452.162 · Unemployment Compensation	0.00	2,300.00	-2,300.00	0.0%
452.20 · Pool Lic., Pmts,Trng, Clrnc	0.00	1,500.00	-1,500.00	0.0%
452.21 · Maintenance Supplies	0.00	2,200.00	-2,200.00	0.0%
452.22 · Pool Filter- Repairs & Supplies	0.00	12,000.00	-12,000.00	0.0%
452.23 · Operating Supplies	0.00	4,000.00	-4,000.00	0.0%
452.25 · Pool- Repairs & Maintenance	0.00	3,000.00	-3,000.00	0.0%
452.26 · Pool Minor Equipment	0.00	2,000.00	-2,000.00	0.0%
452.27 · Computer H/W & Internet	69.69	1,000.00	-930.31	7.0%
452.32 · Communications	0.00	500.00	-500.00	0.0%
452.354 · Worker's Compensation	458.99	5,500.00	-5,041.01	8.3%
452.36 · Utilities	174.49	12,800.00	-12,625.51	1.4%
452.37 · Pool & Building - Rep/Maint	0.00	3,000.00	-3,000.00	0.0%
452.371 · Concession - Rep/Maint/Eq	0.00	2,500.00	-2,500.00	0.0%
452.72 · Capital Improvements	0.00	5,000.00	-5,000.00	0.0%
452.725 · Recreation Fundraising Purchase	0.00	7,000.00	-7,000.00	0.0%
453.21 · Supplies - Concession Stand	0.00	14,000.00	-14,000.00	0.0%
453.23 · Sr. Dinner (offset 367.50)	175.58	8,000.00	-7,824.42	2.2%
453.37 · Maint/Repairs - Mini Golf	0.00	300.00	-300.00	0.0%
453.49 · Rec. Activities - Expenses	220.78	700.00	-479.22	31.5%
Total 452-453 · Recreation	1,099.53	179,300.00	-178,200.47	0.6%
454 · Parks				
454.25 · Maintenance Supplies	0.00	1,000.00	-1,000.00	0.0%
454.26 · Minor Equipment	0.00	2,500.00	-2,500.00	0.0%
454.36 · Utilities	282.21	5,000.00	-4,717.79	5.6%
454.37 · Maintenance - Repairs Services	3.20	24,000.00	-23,996.80	0.0%
454.75 · Park Equip.- Cap.Improvements	0.00	5,000.00	-5,000.00	0.0%
454.76 · Deposit/Refunds - Park Shelters	0.00	1,500.00	-1,500.00	0.0%
Total 454 · Parks	285.41	39,000.00	-38,714.59	0.7%
455 · Shade Trees				
455.22 · Shade Tree Operating Supplies	0.00	500.00	-500.00	0.0%
455.37 · Shade Tree Health Maintenance	0.00	60,000.00	-60,000.00	0.0%
455.44 · Shade Tree - Arborist	0.00	1,500.00	-1,500.00	0.0%
455.45 · Tree Plantings	0.00	3,000.00	-3,000.00	0.0%
455.46 · Boro Gardens	0.00	700.00	-700.00	0.0%
Total 455 · Shade Trees	0.00	65,700.00	-65,700.00	0.0%
456 · Libraries				
456.54 · Annual Contributions	6,833.34	82,000.00	-75,166.66	8.3%
Total 456 · Libraries	6,833.34	82,000.00	-75,166.66	8.3%

BOROUGH OF CRAFTON GENERAL FUND FINANCIAL REPORT

January 1, through January 31, 2020

	Jan 20	Budget	\$ Over Bud...	% of ...
457-459 · Community Activities				
457.295 · Seasonal Decorations	15.37	650.00	-634.63	2.4%
457.50 · Military Banner Expenses	253.08	2,200.00	-1,946.92	11.5%
458.22 · Community Center Supplies	0.00	250.00	-250.00	0.0%
459.56 · Borough Tributes	190.95	400.00	-209.05	47.7%
459.57 · Misc. Contributions	0.00	200.00	-200.00	0.0%
Total 457-459 · Community Activities	459.40	3,700.00	-3,240.60	12.4%
462-463 · Community & Economic Develop				
462.22 · Newsletter-Printing/Postage	1,000.00	14,000.00	-13,000.00	7.1%
462.34 · Advertising & Promotions	0.00	2,000.00	-2,000.00	0.0%
462.72 · Design & Mobility Improvements	0.00	60,000.00	-60,000.00	0.0%
Total 462-463 · Community & Economic Develop	1,000.00	76,000.00	-75,000.00	1.3%
471 · Debt Services - Principal				
471.35 · PNC - Heavy Equipment Lease	1,093.79	12,881.00	-11,787.21	8.5%
471.351 · PNC - Dump Truck Lease	1,834.61	22,422.00	-20,587.39	8.2%
Total 471 · Debt Services - Principal	2,928.40	35,303.00	-32,374.60	8.3%
472 · Debt Services - Interest				
472.35 · PNC - Heavy Equipment Lease	92.66	1,357.00	-1,264.34	6.8%
472.351 · PNC- Dump Truck Lease	288.52	3,055.00	-2,766.48	9.4%
Total 472 · Debt Services - Interest	381.18	4,412.00	-4,030.82	8.6%
483 · Agency And Trust				
483.01 · Police Pension Contrib.	3,818.59	42,000.00	-38,181.41	9.1%
483.10 · Police Pension Fund MMO	0.00	68,500.00	-68,500.00	0.0%
483.30 · Employee Pension Fund MMO	0.00	86,915.00	-86,915.00	0.0%
Total 483 · Agency And Trust	3,818.59	197,415.00	-193,596.41	1.9%
486 · Insurance				
486.01 · Compreh. Liability/Property Ins	0.00	84,000.00	-84,000.00	0.0%
486.03 · Drug Screening	0.00	2,000.00	-2,000.00	0.0%
486.81 · Property Loss Claims-Borough	0.00	10,000.00	-10,000.00	0.0%
Total 486 · Insurance	0.00	96,000.00	-96,000.00	0.0%
491 · Refunds of Prior Year Expenses				
491.02 · RE Tax Refund - Prior	0.00	2,000.00	-2,000.00	0.0%
491.03 · Refunds - LST	0.00	400.00	-400.00	0.0%
491.06 · Refunds - Trash Collection	0.00	300.00	-300.00	0.0%
491.50 · Service Tax Credit - R/E Refund	0.00	1,100.00	-1,100.00	0.0%
491.51 · Service Tax Credit - EIT Refund	0.00	1,300.00	-1,300.00	0.0%
Total 491 · Refunds of Prior Year Expenses	0.00	5,100.00	-5,100.00	0.0%
492 · Interfund Operating Transfers				
492.04 · Transfer to Celebrates Fund	0.00	6,300.00	-6,300.00	0.0%
Total 492 · Interfund Operating Transfers	0.00	6,300.00	-6,300.00	0.0%
Total Expense	345,283.64	4,708,990.00	-4,363,706.36	7.3%
Net Income	-212,790.15	0.00	-212,790.15	100.0%

Crafton Celebrates Financial Report January 1, through January 31, 2020

	Jan 20	Budget	\$ Over B...	% o...
Income				
367.00 - Celebrates Income	300.00	34,000.00	-33,700.00	0.9%
391.01 Trf from General Fund	0.00	6,300.00	-6,300.00	0.0%
Total Income	300.00	40,300.00	-40,000.00	0.7%
Expense				
457.01 Celebrates Expense				
457.21 Misc. Expenses	0.00	200.00	-200.00	0.0%
457.22 Marketing & Mailers	0.00	2,500.00	-2,500.00	0.0%
457.31 Celebrates Fireworks	0.00	8,000.00	-8,000.00	0.0%
457.35 Event Security	0.00	1,100.00	-1,100.00	0.0%
457.38 Attractions & Rentals	0.00	20,000.00	-20,000.00	0.0%
457.381 Firecracker 5K	300.00			
457.39 Entertainment-Stage	0.00	3,500.00	-3,500.00	0.0%
457.391 Entertainment-Parade	0.00	2,000.00	-2,000.00	0.0%
457.41 Booth Expenses	0.00	3,000.00	-3,000.00	0.0%
Total 457.01 Celebrates Expense	300.00	40,300.00	-40,000.00	0.7%
Total Expense	300.00	40,300.00	-40,000.00	0.7%
Net Income	0.00	0.00	0.00	0.0%

Road Tax Fund FINANCIAL REPORT January 1, through January 31, 2020

	Jan 20	Budget	\$ Over Bu...	% of B...
Income				
301.10 Road Tax - Current	0.00	490,679.00	-490,679.00	0.0%
301.20 Road Tax - Prior	0.00	20,000.00	-20,000.00	0.0%
319.01 Road Tax Pen/Int	0.00	5,000.00	-5,000.00	0.0%
380.01 Refund Prior Expenses	0.00	0.00	0.00	0.0%
392.31 TRF- Road Fund Reserve	0.00	465,379.00	-465,379.00	0.0%
Total Income	0.00	981,058.00	-981,058.00	0.0%
Gross Profit	0.00	981,058.00	-981,058.00	0.0%
Expense				
408.31 Engineering - Roads	6,753.50	90,000.00	-83,246.50	7.5%
408.315 Engineering - GLG	9,347.63			
421.00 Bank Fees	0.00	0.00	0.00	0.0%
437.25 Equipment Repairs	0.00	3,000.00	-3,000.00	0.0%
438.22 In-House Paving Material	0.00	17,000.00	-17,000.00	0.0%
438.45 Road - Contract Services	0.00	40,000.00	-40,000.00	0.0%
439.45 Road Paving Program	0.00	403,045.00	-403,045.00	0.0%
439.455 Road Program-Prior Year	0.00	300,000.00	-300,000.00	0.0%
491.10 Tax Refunds - Current	0.00	1,000.00	-1,000.00	0.0%
491.20 Tax Refund - Prior	0.00	1,000.00	-1,000.00	0.0%
492.30 Trf. to Capital Projects	0.00	126,013.00	-126,013.00	0.0%
Total Expense	16,101.13	981,058.00	-964,956.87	1.6%
Net Income	-16,101.13	0.00	-16,101.13	100.0%

Capital Projects Reserve Fund
CAPITAL PROJECT RESERVE FUND FINANCIAL REPORT
 January 1, through January 31, 2020


	Jan 20	Budget	\$ Over Bud...	% of B...
Income				
355 - State Grants				
355.08-Sewer & Water	0.00	0.00	0.00	0.0%
355.09-Facilities	0.00	0.00	0.00	0.0%
355.10-Public Safety	0.00	0.00	0.00	0.0%
355.13-Blight Remediation	0.00	0.00	0.00	0.0%
355.30-General Infrastructure	0.00	0.00	0.00	0.0%
355.31-Road & Street	0.00	704,051.00	-704,051.00	0.0%
355.54-Parks & Recreation	0.00	175,000.00	-175,000.00	0.0%
355.62-Community Development	0.00	0.00	0.00	0.0%
355.90-Other/Misc State Grants	0.00	0.00	0.00	0.0%
Total 355 - State Grants	0.00	879,051.00	-879,051.00	0.0%
357 - County & Agency Grants				
357.08-Sewer & Water	0.00	507,000.00	-507,000.00	0.0%
357.09-Facilities	0.00	0.00	0.00	0.0%
357.10-Public Safety	0.00	0.00	0.00	0.0%
357.13-Blight Remediation	0.00	0.00	0.00	0.0%
357.30-General Infrastructure	0.00	28,000.00	-28,000.00	0.0%
357.31-Road & Street	0.00	0.00	0.00	0.0%
357.54-Parks & Recreation	0.00	200,000.00	-200,000.00	0.0%
357.62-Community Development	0.00	0.00	0.00	0.0%
357.90-Other/Misc. Grants	0.00	0.00	0.00	0.0%
Total 357 - County & Agency Grants	0.00	735,000.00	-735,000.00	0.0%
392 - Interfund Transfers				
392.01-Trf from General Fund	0.00	0.00	0.00	0.0%
392.08-Trf from Sewer Fund	0.00	65,082.00	-65,082.00	0.0%
392.31-Trf from Road Fund	0.00	126,013.00	-126,013.00	0.0%
Total 392 - Interfund Transfers	0.00	191,095.00	-191,095.00	0.0%
393 - Reserve Transfers				
393.01-Trf from Unreserved Fund	0.00	0.00	0.00	0.0%
393.08-Trf from Sewer Reserve	0.00	102,918.00	-102,918.00	0.0%
393.18-Trf from Cap. Proj. Resv	0.00	0.00	0.00	0.0%
393.31-Trf from Road Reserve	0.00	0.00	0.00	0.0%
Total 393 - Reserve Transfers	0.00	102,918.00	-102,918.00	0.0%
399 - Other Revenues & Payments				
399.01-Miscellaneous	0.00	0.00	0.00	0.0%
399.05-Refunds	0.00	0.00	0.00	0.0%
Total 399 - Other Revenues & Payments	0.00	0.00	0.00	0.0%
Total Income	0.00	1,908,064.00	-1,908,064.00	0.0%
Expense				
408 - Engineering				
408.08-Sewer & Water	0.00	225,000.00	-225,000.00	0.0%
408.09-Facilities	0.00	0.00	0.00	0.0%
408.10-Public Safety	0.00	0.00	0.00	0.0%
408.13-Blight Remediation	0.00	0.00	0.00	0.0%
408.30-General Infrastructure	0.00	0.00	0.00	0.0%
408.31-Road & Street	0.00	52,000.00	-52,000.00	0.0%
408.54-Parks & Recreation	0.00	38,000.00	-38,000.00	0.0%
408.62-Community Development	0.00	0.00	0.00	0.0%
408.90-Other/Misc. Projects	0.00	0.00	0.00	0.0%
Total 408 - Engineering	0.00	315,000.00	-315,000.00	0.0%
470 - General Project Expenses				
470.08-Sewer & Water	0.00	450,000.00	-450,000.00	0.0%
470.09-Facilities	0.00	0.00	0.00	0.0%
470.10-Public Safety	0.00	0.00	0.00	0.0%
470.13-Blight Remediation	0.00	0.00	0.00	0.0%
470.30-General Infrastructure	0.00	28,000.00	-28,000.00	0.0%
470.31-Road & Street	0.00	780,064.00	-780,064.00	0.0%
470.54-Parks & Recreation	0.00	335,000.00	-335,000.00	0.0%
470.62-Community Development	0.00	0.00	0.00	0.0%

	Jan 20	Budget	\$ Over Bud...	% of B...
470.90-Other/Misc. Projects	7,468.78	0.00	7,468.78	100.0%
Total 470 - General Project Expenses	7,468.78	1,593,064.00	-1,585,595.22	0.5%
Total Expense	7,468.78	1,908,064.00	-1,900,595.22	0.4%
Net Income	-7,468.78	0.00	-7,468.78	100.0%

Sewer Fund FINANCIAL REPORT

January 1, through January 31, 2020

	Jan 20	Budget	\$ Over Bud...	% of ...
Income				
319 · Interest/Penalty-Jordan	2,295.12	16,000.00	-13,704.88	14.3%
341 · Interest on Investment-PLGIT	1,835.44	25,000.00	-23,164.56	7.3%
357.04 · GROW Grant Disbursement	0.00	94,053.00	-94,053.00	0.0%
364 · Current Sewer User Fees	171,261.40	2,074,000.00	-1,902,738.60	8.3%
364.01 · Delinquent Sewer User Fees	1,774.22	12,000.00	-10,225.78	14.8%
380 · Other - Alcosan Billing Reimb.	0.00	7,500.00	-7,500.00	0.0%
392.08 · Trf from Sewer Fund Reserve	0.00	34,000.00	-34,000.00	0.0%
Total Income	177,166.18	2,262,553.00	-2,085,386.82	7.8%
Gross Profit	177,166.18	2,262,553.00	-2,085,386.82	7.8%
Expense				
408.312 · Engineering - General Projects	5,795.74	50,000.00	-44,204.26	11.6%
408.314 · Engineering - GROW Projects	481.50	10,000.00	-9,518.50	4.8%
408.316 · Engineering - Consent Order	13,348.25	90,000.00	-76,651.75	14.8%
421 · Office Supplies-Postage	0.00	1,000.00	-1,000.00	0.0%
425 · Maint/Rep.Materials	568.42	4,000.00	-3,431.58	14.2%
430 · Billing Fee - PAWC/Jordan	185.02	25,000.00	-24,814.98	0.7%
436 · Alcosan - Qtrly Usage Chgs	0.00	1,106,000.00	-1,106,000.00	0.0%
437 · Equipment Repairs	359.96	5,000.00	-4,640.04	7.2%
438 · Fuel - Sweeper- Trk#108	604.05	5,000.00	-4,395.95	12.1%
442 · Dues - Permits	100.00	7,920.00	-7,820.00	1.3%
445 · Vactor charge	0.00	4,000.00	-4,000.00	0.0%
446 · Munic. Claim Commission	481.28	4,000.00	-3,518.72	12.0%
470.1 · Principal - Pennvest I	4,560.27	55,378.00	-50,817.73	8.2%
470.2 · Principal - Pennvest II	3,312.55	40,100.00	-36,787.45	8.3%
471.1 · Interest - Pennvest I	967.82	10,960.00	-9,992.18	8.8%
471.2 · Interest - Pennvest II	733.43	8,450.00	-7,716.57	8.7%
471.35 · Principal - PNC - ELGIN Sweeper	4,196.78	51,260.00	-47,063.22	8.2%
472.35 · Interest - PNC - ELGIN Sweeper	728.98	7,850.00	-7,121.02	9.3%
473.702 · General Project Construction	4,500.00	205,000.00	-200,500.00	2.2%
473.704 · GROW Project Construction	0.00	95,053.00	-95,053.00	0.0%
473.706 · Consent Order - Contract Work	43,312.35	400,000.00	-356,687.65	10.8%
491 · Refunds	0.00	3,500.00	-3,500.00	0.0%
492.18 · Transfer to Capital Projects	0.00	65,082.00	-65,082.00	0.0%
493.01 · Backflow Prevention Program	0.00	8,000.00	-8,000.00	0.0%
Total Expense	84,236.40	2,262,553.00	-2,178,316.60	3.7%
Net Income	92,929.78	0.00	92,929.78	100.0%



Jordan Tax Service, Inc.

102 Rahway Road • McMurray, PA 15317-3349
(412) 835-5243 • Fax (412) 835-5244
(724) 731-2300 • Fax (724) 731-2398
www.jordantax.com

Tax & Record
Services
Municipal
Business
Individual

February 11, 2020

Borough of Crafton
Russell McKibben, Interim Manager
Municipal Building
100 Stotz Avenue
Pittsburgh, PA 15205

RE: Delinquent Earned Income & Net Profits Tax
Collection Summary Report
January, 2020

Detailed below are the Delinquent Earned Income Tax Collections remitted to the Borough for the Month of January, 2020:

PERIOD	TAX	PEN & INT	MUNICIPAL SHARE (50.00%)	
			MONTH	YEAR TO DATE
2011 and Prior	\$ 758.86	\$ -	\$ 758.86	\$ 758.86
Add: Commissions	75.89	-	75.89	75.89
Refunds Issued	-	-	-	-
Net Collections	<u>\$ 834.75</u>	<u>\$ -</u>	<u>\$ 834.75</u>	<u>\$ 834.75</u>

Amounts Transferred:

Date	Reference	Amount
01/31/20	Ck #2232	\$ 834.75

Total Transfers \$ 834.75

We have enclosed our invoice for services.

Very truly yours,
JORDAN TAX SERVICE, INC.

WILLIAM R. LINNERT, JR.

BOROUGH OF CRAFTON
Earned Income Tax Collections
January 2020

	<u>Jan 20</u>	<u>Budget</u>	<u>\$ Over Bu...</u>	<u>% of ...</u>
Income				
310 · Act 511 Taxes				
310.21 · EIT - Current	0.00	620,000.00	-620,000.00	0.0%
310.22 · EIT - Prior	31,836.90	220,000.00	-188,163.10	14.5%
Total 310 · Act 511 Taxes	<u>31,836.90</u>	<u>840,000.00</u>	<u>-808,163.10</u>	<u>3.8%</u>
319 · Penalty/Interest				
319.12 · P&I - EIT	145.86	1,000.00	-854.14	14.6%
Total 319 · Penalty/Interest	<u>145.86</u>	<u>1,000.00</u>	<u>-854.14</u>	<u>14.6%</u>
Total Income	<u>31,982.76</u>	<u>841,000.00</u>	<u>-809,017.24</u>	<u>3.8%</u>
Gross Profit	31,982.76	841,000.00	-809,017.24	3.8%
Expense				
403 · Tax Collection				
403.48 · Jordan-Act 32 SWTax District	581.72	15,500.00	-14,918.28	3.8%
Total 403 · Tax Collection	<u>581.72</u>	<u>15,500.00</u>	<u>-14,918.28</u>	<u>3.8%</u>
Total Expense	<u>581.72</u>	<u>15,500.00</u>	<u>-14,918.28</u>	<u>3.8%</u>
Net Income	<u><u>31,401.04</u></u>	<u><u>825,500.00</u></u>	<u><u>-794,098.96</u></u>	<u><u>3.8%</u></u>



ALLEGHENY SOUTHWEST TAX COLLECTION DISTRICT

Local Earned Income Tax Collection Distribution

PSDCode: 730402 - CRAFTON BORO

Distribution: 2020-01-31

Borough of Crafton
 100 Stoltz Avenue
 Pittsburgh, PA 15205


COLLECTIONS

Tax Year	Deposit Date	Batch ID	Resident Tax Amount	Non-Pen/Int Resident Tax Amount	Costs & Credits	Total Collections	Dist Year	Resident Tax Amount	Non-Pen/Int Resident Tax Amount	TCD Commission	Charges & Credits	Distribution Date	Total Distribution
2016	2020-01-30	842665	130.09	0.00	0.00	\$130.09				(2.34)			
2016	Total		130.09	0.00	0.00			130.09	0.00	(2.34)	0.00		\$127.75
2019	2020-01-30	842663	2,170.42	0.00	0.00	\$2,170.42				(39.07)			
2019	Total		2,170.42	0.00	0.00			2,170.42	0.00	(39.07)	0.00		\$2,131.35
Grand Total			2,300.51	0.00	0.00		2020	2,300.51	0.00	(41.41)	0.00	2020-01-31	\$2,259.10

DISTRIBUTIONS

CURRENT YEAR TO DATE DISTRIBUTIONS

Year	Resident Tax Amount	Non-Pen/Int Resident Tax Amount	Costs & Credits	Total Collections	Dist Year	Resident Tax Amount	Non-Pen/Int Resident Tax Amount	TCD Commission	Charges & Credits	Total Distribution
2013 Collections	201.94	0.00	0.00	201.94	2020	201.94	0.00	(3.62)	0.00	\$198.32
2016 Collections	337.80	0.00	0.00	390.80	2020	337.80	0.00	(7.03)	0.00	\$383.77
2019 Collections	30,745.15	223.04	0.00	31,032.05	2020	30,745.15	223.04	(558.54)	0.00	\$30,473.51
2017 Collections	69.50	0.00	0.00	69.50	2020	69.50	0.00	(1.25)	0.00	\$68.25
2018 Collections	597.97	0.00	0.00	626.97	2020	597.97	0.00	(11.28)	0.00	\$615.69
2018 Refunds	(338.50)	0.00	0.00	(338.50)	2020	(338.50)	0.00	0.00	0.00	(\$338.50)
Current Year To Date	31,613.86	223.04	0.00	31,982.76	2020	31,613.86	223.04	(581.72)	0.00	\$31,401.04



Jordan Tax Service, Inc.

102 Rahway Road • McMurray, PA 15317-3349
(412) 835-5243 • Fax (412) 835-5244
(724) 731-2300 • Fax (724) 731-2398
www.jordantax.com

Tax & Record
Services
Municipal
Business
Individual

February 11, 2020

Borough of Crafton
Russell McKibben, Interim Manager
Municipal Building
100 Stotz Avenue
Pittsburgh, PA 15205

RE: Business Privilege Tax
Collection Summary Report
January, 2020

Detailed below are the Business Privilege Tax Collections remitted to the Borough for the Collection Period of January 1, 2020 through January 1, 2020:

PERIOD	TAX	LICENSE	PEN & INT	TOTAL COLLECTIONS	YEAR TO DATE
2018 and Prior	\$ -	\$ -	\$ -	\$ -	\$ -
2019	143.92	20.00	14.39	178.31	178.31
2020	-	-	-	-	-
Total Collections	143.92	20.00	14.39	178.31	178.31
Refunds Issued	-	-	-	-	-
	<u>\$ 143.92</u>	<u>\$ 20.00</u>	<u>\$ 14.39</u>		
Net Collections				<u>\$ 178.31</u>	<u>\$ 178.31</u>


Amounts Deposited:

Date	Batch #	Amount
01/02/20	41	\$ 168.31
01/06/20	42	10.00
Total Deposited		<u>\$ 178.31</u>

We have enclosed our invoice for services.

Very truly yours,
JORDAN TAX SERVICE, INC.

WILLIAM R. LINNERT, JR.



Jordan Tax Service, Inc.

102 Rahway Road • McMurray, PA 15317-3349

(412) 835-5243 • Fax (412) 835-5244

(724) 731-2300 • Fax (724) 731-2398

www.jordantax.com

Tax & Record
Services

Municipal

Business

Individual

February 11, 2020

Borough of Crafton
Russell McKibben, Interim Manager
Municipal Building
100 Stotz Avenue
Pittsburgh, PA 15205

RE: Local Services Tax Collections
Collection Summary Report
January, 2020

Detailed below are the Local Services Tax Collections remitted to the Borough for the Collection Period of January 1, 2020 through January 31, 2020:

<u>PERIOD</u>	<u>TAX</u>	<u>PEN & INT</u>	<u>TOTAL COLLECTIONS</u>	<u>YEAR TO DATE</u>
2018 and Prior	\$ -	\$ -	\$ -	\$ -
2019	2,365.59	-	2,365.59	2,365.59
2020	-	-	-	-
Total Collections	<u>2,365.59</u>	<u>-</u>	<u>2,365.59</u>	<u>2,365.59</u>
Refunds Issued	-	-	-	-
	<u>\$ 2,365.59</u>	<u>\$ -</u>	<u>\$ 2,365.59</u>	<u>\$ 2,365.59</u>
Net Collections			<u>\$ 2,365.59</u>	<u>\$ 2,365.59</u>

Amounts Remitted:

<u>Date</u>	<u>Batch #</u>	<u>Amount</u>
01/07/20	50	\$ 13.00
01/16/20	51	133.94
01/27/20	52	1,811.63
01/30/20	53	407.02


Total Deposited

\$ 2,365.59

We have enclosed our invoice for services.

Very truly yours,
JORDAN TAX SERVICE, INC.

WILLIAM R. LINNERT, JR.



Jordan Tax Service, Inc.

102 Rahway Road • McMurray, PA 15317-3349

(412) 835-5243 • Fax (412) 835-5244

(724) 731-2300 • Fax (724) 731-2398

www.jordantax.com

Tax & Record
Services

Municipal
Business
Individual

February 11, 2020

Borough of Crafton
Russell McKibben, Interim Manager
Municipal Building
100 Stotz Avenue
Pittsburgh, PA 15205

RE: Mercantile Tax
Collection Summary Report
January, 2020

Detailed below are the Mercantile Tax Collections remitted to the Borough for the Collection Period of January 1, 2020 through January 31, 2020:

<u>PERIOD</u>	<u>TAX</u>	<u>PEN & INT</u>	<u>TOTAL COLLECTIONS</u>	<u>YEAR TO DATE</u>
2018 and Prior	\$ -	\$ -	\$ -	\$ -
2019	370.92	-	370.92	370.92
2020	-	-	-	-
	<u>\$ 370.92</u>	<u>\$ -</u>	<u>\$ 370.92</u>	<u>\$ 370.92</u>
Total Collections			<u>\$ 370.92</u>	<u>\$ 370.92</u>

Amounts Deposited:

<u>Date</u>	<u>Batch #</u>	<u>Amount</u>
01/02/20	24	\$ 40.38
01/23/20	25	330.54


Total Deposited

\$ 370.92

We have enclosed our invoice for services.

Very truly yours,
JORDAN TAX SERVICE, INC.

WILLIAM R. LINNERT, JR.



Jordan Tax Service, Inc.

102 Rahway Road • McMurray, PA 15317-3349
 (412) 835-5243 • Fax (412) 835-5244
 (724) 731-2300 • Fax (724) 731-2398
 www.jordantax.com

Tax & Record
 Services
 Municipal
 Business
 Individual

February 11, 2020

Borough of Crafton
 Russell McKibben, Interim Manager
 Municipal Building
 100 Stotz Avenue
 Pittsburgh, PA 15205

RE: Trash Removal
 Collection Summary Report
 January, 2020

Detailed below are the 2019 Trash Removal Collections remitted to the Borough for the Month of January, 2020:

	<u>BILLING FEE</u>	<u>GARBAGE</u>	<u>TOTAL</u> <u>CURRENT PERIOD</u>	<u>YEAR TO DATE</u>
FACE TAX	\$ 5.00	\$ 3,771.40	\$ 3,776.40	\$ 503,668.99
Less: Discount	-	11.00	11.00	(17,600.00)
Plus: Penalty	-	181.71	181.71	3,387.52
Total Collections	\$ 5.00	\$ 3,964.11	\$ 3,969.11	\$ 489,456.51


Amounts Deposited:

<u>Date</u>	<u>Batch #</u>	<u>Amount</u>
01/07/20	32	\$ 5,541.39
		-
Total		5,541.39
Less: Credits to 2020	1001	(1,572.28)
Total Deposits		\$ 3,969.11

	<u>BILLING</u>	<u>GARBAGE</u>	<u>YEAR-TO-DATE</u>
FACE BALANCE 02/01/2019	\$ 9,875.00	\$ 571,560.00	\$ 581,435.00
Add: Additions	5.00	110.00	115.00
Less: Deletions	-	(440.00)	(440.00)
ADJUSTED FACE BALANCE	9,880.00	571,230.00	581,110.00
Less: Total Collections	(8,595.00)	(495,073.99)	(503,668.99)
Less: Turned Over to Delinquent	(1,285.00)	(76,156.01)	(77,441.01)
FACE BALANCE 01/31/2020	\$ -	\$ -	\$ -

Very truly yours,
 JORDAN TAX SERVICE, INC.

William R. Linnert, Jr.
 WILLIAM R. LINNERT, JR.



Jordan Tax Service, Inc.

102 Rahway Road • McMurray, PA 15317-3349
 (412) 835-5243 • Fax (412) 835-5244
 (724) 731-2300 • Fax (724) 731-2398
 www.jordantax.com

Tax & Record
 Services
 Municipal
 Business
 Individual

February 11, 2020

Borough of Crafton
 Russell McKibben, Interim Manager
 Municipal Building
 100 Stotz Avenue
 Pittsburgh, PA 15205

RE: Real Estate Taxes
 Collection Summary Report
 January, 2020

Detailed below are the 2019 Real Estate Tax Collections deposited to the Borough account for the Month of January, 2020:

	CURRENT PERIOD			YEAR TO DATE
	REAL ESTATE	ROAD	TOTAL	
FACE TAX	\$ 5,005.82	\$ 1,586.39	\$ 6,592.21	\$ 1,942,134.44
Less: Discount	(24.53)	(8.30)	(32.83)	(34,105.45)
Plus: Penalty	362.74	112.10	474.84	2,689.64
Total Collections	\$ 5,344.03	\$ 1,690.19	\$ 7,034.22	\$ 1,910,718.63

Amounts Deposited:

Date	Batch #	Amount
01/02/20	48	\$ 1,309.66
01/07/20	49	4,958.77
01/23/20	50	765.79
Total Deposits		7,034.22
Less: Refunds:		-
Net Collections		\$ 7,034.22

	2018	2018	2019	2019	TOTAL
	REAL ESTATE	ROAD	REAL ESTATE	ROAD	
FACE BALANCE 3/1/2019	\$ -	\$ -	\$ 1,527,404.44	\$ 517,215.74	\$ 2,044,620.18
Add: Additions	-	-	12,804.88	4,336.05	17,140.93
Less: Exonerations	-	-	(4,066.09)	(1,376.93)	(5,443.02)
ADJUSTED FACE BALANCE	-	-	1,536,143.23	520,174.86	2,056,318.09
Less: Total Collections	-	-	(1,449,935.19)	(492,199.25)	(1,942,134.44)
Less: Turned Over to Delinquent	-	-	(77,764.85)	(25,116.40)	(102,881.25)
FACE BALANCE 01/31/2020	\$ -	\$ -	\$ 8,443.19	\$ 2,859.21	\$ 11,302.40

Very truly yours,
 JORDAN TAX SERVICE, INC.

William R. Linnert, Jr.
 WILLIAM R. LINNERT, JR.

Tax Collector's Monthly Report to Taxing Districts

For the Month of JANUARY, 2020
 BOROUGH OF CRAFTON Taxing District

	Real Estate	Road	Prior Years Real Estate	Prior Years Road
A. Collections				
1. Balance Collectable-Beginning of Month	91,343.14	29,605.77	0.00	0.00
2A. Additions: During the Month(*)				
2B. Deductions: Credits During the Month - (from line 17)				
3. Total Collectable	91,343.14	29,605.77	0.00	0.00
4. Less: Face Collections for the Month	5,005.82	1,586.39		
5. Less: Deletions from the List (Gentrifications)				
6. Less: Exonerations (*)	129.28	43.77		
7. Less: Liens/Non-Lienable Installments(*)	77,764.85	25,116.40		
8. Balance Collectable - End of Month	8,443.19	2,859.21	0.00	0.00

B. Reconciliation of Cash Collected				
9. Face Amount of Collections - (must agree with line 4)	5,005.82	1,586.39	0.00	0.00
10. Plus: Penalties	362.74	112.10		
11. Less: Discounts	24.53	8.30		
12. Total Cash Collector per Column	5,344.03	1,690.19	0.00	0.00
13. Total Cash Collected				7,034.22

C. Payment of Taxes				
14. Amount Remitted During the Month (*)				
Date	Transaction #	Amount	TOTAL ALL TAXES	
1/2/2020	48	1,309.66		
1/7/2020	49	4,958.77		
1/23/2020	50	765.79		
		Total		\$ 7,034.22

15. Amount paid with this Report Applicable to this Reporting Month		Trx. #	\$	7,034.22
16. Total Remitted This Month			\$	7,034.22

17. List, Other Credit Adjustments (*)	Parcel #	Name	Amount	
			Total	

18. Interest Earnings (if applicable) \$

Taxing District Use (Optional)
 Carryover from Previous Month \$
 Amount Collected This Month \$
 Less Amount Paid This Month \$
 Ending Balance \$

*+ Prior Yr. Collection: I verify this is a complete and accurate reporting of the balance collectable, taxes collected remitted for the month.
 Received by (taxing district) William B. Forrest Date 2/3/20
 I acknowledge the receipt of this report.

Agent Acting on behalf of the Tax Collector William B. Forrest Date 2/3/20

JORDAN TAX SERVICE, INC.
102 RAHWAY ROAD
MCMURRAY, PA 15317-3349
(724) 731-2300

February 17, 2020

Borough of Crafton
 Russell McKibben, Interim Manager
 Municipal Building
 100 Stotz Avenue
 Pittsburgh, PA 15205

Gentlemen:

We are forwarding herewith counterfoils for delinquent taxes and municipal claims collected and satisfied since date of our last report. We are also forwarding deposit slips as summarized below and the Prothonotary's receipts for satisfaction costs advanced by our office.

DELINQUENT TAXES:

Receipts: #13782-13789, 13791-13801 (#13790 "NO CONSIDERATION PASSING")

	Face Tax	Penalty	Interest	Costs	TOTAL
Prior 2019	3,750.42	372.83	861.06	415.63	5,399.94
2019	5,258.56	525.85	-	49.50	5,833.91
Record/Sheriff Sale Costs					2,773.50
Commission Collected					566.97

MUNICIPAL CLAIMS: "Trash"

Receipts: #2143-2170

	Face Tax	Penalty	Interest	Costs	Comm	TOTAL
	3,952.24	378.00	-	98.48	-	4,428.72
Commission Collected						217.64

MUNICIPAL CLAIMS: "Trash"

Receipts: #4256-4258

	Face Tax	Penalty	Interest	Costs	Comm	TOTAL
	218.18	-	-	-	-	218.18
Commission Collected						21.82

MUNICIPAL CLAIMS: "Sewage"

Receipts: #4259-4260

	Face Tax	Penalty	Interest	Costs	Comm	TOTAL
	3.38	31.98	92.33	-	-	127.69
Commission Collected						6.39

Total Collections, Taxes and Claims:

Taxes	\$ 14,574.32	Ck. #1448	<u>\$ 19,594.76</u>
Trash	\$ 4,886.36	Ck. #1449	
Sewage	\$ 134.08	Ck. #1450	

Deposits Per Enclosed Receipts:

DATE	AMOUNT	DATE	AMOUNT	DATE	AMOUNT
01/06/20	65.00	01/15/20	240.00	01/24/20	130.53
01/06/20	79.41	01/17/20	6,210.82	01/24/20	185.47
01/10/20	43.00	01/20/20	930.88	01/24/20	1,761.73
01/10/20	100.00	01/20/20	1,051.56	01/27/20	49.50
01/13/20	777.74	01/21/20	3.55	01/27/20	4,063.91
01/15/20	50.00	01/21/20	99.50	01/28/20	2,781.13
01/15/20	175.00	01/21/20	536.15	01/30/20	259.88

Total Deposits

19,594.76

*Partial Payments Not Yet Applied - \$221.56

JORDAN TAX SERVICE, INC.


 William R. Linnert, Jr.

**BOROUGH OF CRAFTON
POLICE DEPARTMENT**

MARK A. SUMPTER
CHIEF OF POLICE

100 STOTZ AVENUE
CRAFTON, PENNSYLVANIA 15205

JAMES G. BLOOM
MAYOR



February 20, 2020

Crafton Police responded to 235 complaints during the month of January 2020.

The following 4 pages attached show a print out of the calls answered by Crafton Police.

Paid parking tags paid at the window – \$50.00

Copies of Police Reports – \$75.00

One solicitor permit was issued for the month of January - \$70.00

Four (4) truck permits were issued for the month of January - \$40.00

Fines collected by the Magistrate and paid to the borough for January - \$2,251.93

There were 122 citations issued, 49 citation warnings, 4 parking tags, 3 AccuTrak – 178 total

Crafton Borough had seven (7) narcotic related calls for the month of January 2020. Naloxone (Narcan) was used 5 times by EMS, 5 times by Crafton Police and 4 times by family members.

Mileage on Police Cars:

Unit #11-1 - 2,891 miles ending at 73,577

Unit #11-2 - Awaiting delivery of new police unit #11-2

Unit #11-3 - 2,622 miles ending at 59,818

Respectfully submitted,

Barbara H. Berkhouse
Barbara H. Berkhouse
Police Secretary

Calls for Service - by Keyword

CRAFTON BOROUGH

Incidents Reported Between 01/01/2020 and 01/31/2020



Code	Description	Primary Count	Secondary UCR Count		
			Code 2	Code 3	Code 4
911 HANGUP					
3802	SERVICE CALL-911 HANG UP	3			
ABANDON VE					
2810	TWP ORD-ABANDONED VEH (INCLUDING STATE)	1			
ACCIDENT M					
3100	MOTOR VEHICLE ACCIDENTS	3			
6008	ACCIDENT INVOLVING NONINJURY	2			
		<u>5</u>			
ALARM					
3810	SERVICE CALL-ALARMS-UNFOUNDED-EXCPT FIRE	14			
3840	FIRES (INCLUDING ALARMS-FOUNDED/UNFOUND)	4			
		<u>18</u>			
ALL OTHER					
2600	ALL OTHER CRIMES CODE VIOLATIONS	2			
ANIMAL					
5504	ANIMAL COMPLAINTS - DOG BITES	1	ANIMAL CONTROL NOTIFIED		
5505	ANIMAL COMPLAINT - DEER	3			
5510	ANIMAL COMPLAINTS - OTHER	1	ANIMAL CONTROL NOTIFIED		
		<u>5</u>			
ASSIST FIR					
7502	ASSIST OTHER AGENCIES - FIRE DEPT.	1			
ASSIST MOT					
3820	SERVICE CALL-ASSIST MOTORIST/DISABLE VEH	2			
ASSIST OTH					
7014	PUBLIC SERVICE - OTHERS (OFFICER ASSIST)	1			
ASSIST POL					
7504	ASSIST OTHER AGENCIES - OTHER POLICE	2			
BAD CHECKS					
1110	WORTHLESS CHECKS	1			
CHECK WELF					
3801	SERVICE CALL-CHECK WELFARE	13			
CRIM MISCH					
1410	CRIMINAL MISCHIEF TO AUTOMOBILES	2			
1450	ALL OTHER VANDALISM	1			
		<u>3</u>			
DISTURBANC					
3610	DISTURBANCES-NOISE	5			

Calls for Service - by Keyword

CRAFTON BOROUGH



Incidents Reported Between 01/01/2020 and 01/31/2020

Code	Description	Primary Count	Secondary UCR Count		
			Code 2	Code 3	Code 4
DISTURBANC					
3620	DISTURBANCES-OTHER (FIGHTS,DISPUTES,ETC)	8			
		13			
DOA					
3320	DOA	3			
DOMESTIC					
3600	DISTURBANCES-DOMESTIC	10			
DRUG					
1891	DRUG EQUIPMENT VIOLATIONS	1			
DUI					
2111	DRIVING UNDER THE INFLUENCE - ALCOHOL	1			
2121	DRIVE UNDER INFLUENCE - DRUGS	1			
2122	DRIVE UNDER INFLUENCE - DRUGS-IMPAIRED	1			
		3			
DUMPING					
2831	TWP ORD-DUMPING	2			
ELECTRICAL					
4026	NON-CRIMINAL-WIRES AND POLES DOWN	1			
FOUND ARTI					
5004	LOST & FOUND - FOUND ARTICLES	3			
GAS LEAK					
4012	NON-CRIMINAL - GAS LEAKS & EXPLOSIONS	2			
HARASSMENT					
2450	HARASSMENT	3			
HARASSSMEN					
2410	HARASSMENT BY COMMUNICATION	3			
HAZARDOUS					
3850	HAZARDOUS CONDITIONS	2			
HIT AND RU					
8519	HIT AND RUN ACCIDENT	7			
LOCKOUT					
3860	SERVICE CALL-LOCKOUTS (VEHICLE/BLDG)	1			
LOST ARTIC					

Calls for Service - by Keyword

CRAFTON BOROUGH

Incidents Reported Between 01/01/2020 and 01/31/2020



Code	Description	Primary Count	Secondary UCR Count		
			Code 2	Code 3	Code 4
LOST ARTIC					
5008	LOST & FOUND - LOST ARTICLES	1			
MEDICAL					
3870	MEDICAL EMERGENCY	31			
7008	PUBLIC SERVICES - MEDICAL ASSISTANCE	24			
		55			
MENTAL					
3400	MENTAL HEALTH	4			
MISSING PE					
2900	LOST/MISSING PERSONS	1			
N-TRAF CIT					
CITN	NON-TRAFFIC CITATION	1			
PROPERTY					
2910	LOST/MISSING PROPERTY	1			
PUBL DRUNK					
2300	PUBLIC DRUNKENESS	3			
RECOV PROP					
3000	FOUND/RECOVERED PROPERTY	1			
SEXUAL					
1720	SEX OFFENSES - INDECENT EXPOSURE	1			
SUICIDE					
3300	SUICIDES	1			
SUSPICIOUS					
3500	SUSPICIOUS PERSONS,AUTOS,CIRCUMSTANCES	20			
SVC CALL					
3800	SERVICE CALL-MISCELLANEOUS	9			
THEFT					
0613	THEFT-\$200 & OVER-RETAIL THEFT	1			
0623	THEFT-\$50 TO \$200-RETAIL THEFT	3			
0629	THEFT-\$50 TO \$200-ALL OTHER	1			
0633	THEFT-UNDER \$50-RETAIL THEFT	5			
0637	THEFT - UNDER \$50 - FROM BUILDINGS	1			
		11			
TRAF CIT					
CITT	TRAFFIC CITATION	80			

February 07, 2020

Calls for Service - by Keyword

CRAFTON BOROUGH

Incidents Reported Between 01/01/2020 and 01/31/2020



Code	Description	Primary Count	Secondary UCR Count		
			Code 2	Code 3	Code 4
TRAFFIC					
3900	TRAFFIC & PARKING PROBLEMS	11			
TRESPASS					
2660	TRESPASSING OF REAL PROPERTY	4			
WARRANT					
8110	WARRANTS - OTHER AUTHORITY - CRIMINAL	1			
		Total Calls	<u>316</u>	81	235

NorthWest EMS

Crafton Borough Report January 2020

Total Run Numbers:

- Total Emergency and Non-Emergency 911 Responses: **72**
Average Response Time (E0-E4): **6 min. 15 sec.**
- Total Emergency 911 Response: **67**
Average Response Time (E0-E3): **5 min. 48 sec.**
- Total Highest Priority Response: **38**
Average Response Time (E0-E1): **5 min. 21 sec.**

Response Times by Category and NFPA Compliance:

- E0 Response: **15**
Average Response Time: **5 min. 31 sec.**
NFPA Compliance: **93.33%**
- E1 Response: **23**
Average Response Time: **5 min. 14 sec.**
NFPA Compliance: **95.65%**
- E0 + E1 Response: **38**
Average Response Time: **5 min. 21 sec.**
NFPA Compliance: **94.73%**
- E2 Response: **13**
Average Response Time: **5 min. 17 sec.**
- E3 Response: **16**
Average Response Time: **7 min. 20 sec.**
- E4 Response: **5**
Average Response Time: **11 min. 54 sec.**

Standbys:

- Scott Township EMS (Station 740) Standby Request: **0**
Calls Given to Station 740 in Crafton: **0**
- Ingram EMS (Station 760) Standby Request: **0**
Calls Given to Station 760 in Crafton: **0**
- Robinson EMS (Station 810) Standby Request: **0**
Calls Given to Station 810 in Crafton: **0**
- Average Response Time for Mutual Aid Services: **n/a**
- NorthWest EMS Requested for Mutual Aide:
Calls Taken for Station 810: **2**
Calls Taken for Station 760: **30**
Calls Taken for Station 740: **0**
Calls Taken for Station 815: **3**

Date Enroute	Response Code	Dispatch Time	On Scene Time	Response Time	Ref. Address Line 1 and Line 2	Unit	Outcome
1/1/2020 7:17	E4	7:17:45	7:23:10	0:05:25	247 NOBLE AVE	1902	Ohio Valley
1/1/2020 11:02	E1	11:02:37	11:09:04	0:06:27	2019 CRAFTON BLVD	1902	St. Clair
1/1/2020 13:51	E1	13:51:32	13:55:01	0:03:29	1215 FOSTER AVE	1902	Ohio Valley
1/1/2020 16:41	E3	3:35:47 PM	3:37:07 PM	0:01:20	25 E CRAFTON AVE	1902	St. Clair
1/1/2020 21:03	E2	21:03:01			1215 FOSTER AVE	1902	False Call
1/2/2020 6:59	E1	6:59:04	7:03:07	0:04:03	20 WALNUT ST	1902	Presby
1/3/2020 2:53	E1	2:53:04	2:58:31	0:05:27	14 WOODLAWN AVE	1902	Refused
1/4/2020 16:32	E0	16:32:07	16:35:20	0:03:13	134 NOBLE AVE	1902	Refused
1/4/2020 17:10	E0	17:10:54	17:13:53	0:02:59	15 WARREN ST	1902	Ohio Valley
1/5/2020 11:12	E1	11:12:00	11:16:30	0:04:30	1215 FOSTER AVE	1902	Mercy
1/5/2020 11:23	E3	11:23:49	11:31:27	0:07:38	100 STOTZ AVE	1907	Magee
1/5/2020 22:06	E1	22:06:07	22:10:44	0:04:37	29 RICHMOND ST	1902	Refused
1/7/2020 6:58	E2	6:58:56	7:01:15	0:02:19	25 E CRAFTON AVE	1902	No Patient Found
1/7/2020 13:00	E3	13:00:44	13:08:09	0:07:25	131 BRADFORD AVE	1905	Refused
1/7/2020 14:00	E3	14:00:28	14:03:16	0:02:48	100 STOTZ AVE	1902	No Patient Found
1/9/2020 21:33	E1	21:33:09	21:37:10	0:04:01	15 ALICE ST	1902	AGH
1/10/2020 16:08	E3	16:08:03	16:20:05	0:12:02	124 S GRANDVIEW AVE	1902	AGH
1/10/2020 16:14	E3	16:14:56	16:24:20	0:09:24	20 WALNUT ST	1907	WPIC
1/10/2020 18:39	E2	18:39:43	18:44:54	0:05:11	1215 FOSTER AVE	1902	Refused
1/11/2020 1:46	E2	1:46:28			25 E CRAFTON AVE	1914	Cancelled
1/11/2020 10:18	E2	10:18:22	10:21:23	0:03:01	25 E CRAFTON AVE	1914	Mercy
1/11/2020 23:02	E1	23:02:06	23:06:57	0:04:51	26 OREGON AVE	1914	Lift Assist, No Patient Transported
1/12/2020 16:43	E1	16:43:19	16:49:39	0:06:20	21 WHITE AVE	1914	Dead at Scene
1/12/2020 20:06	E2	20:06:24	20:15:37	0:09:13	175 W STEUBEN ST	1914	St. Clair
1/13/2020 14:15	E1	14:15:45	14:23:19	0:07:34	2 PARKVIEW ST	1908	Dead at Scene
1/13/2020 16:18	E0	16:18:38	16:23:13	0:04:35	70 W STEUBEN ST	1901	Ohio Valley
1/13/2020 21:36	E3	21:36:20	21:46:00	0:09:40	20 BRADFORD AVE	1914	Mercy
1/14/2020 9:19	E2	9:19:12	9:28:18	0:09:06	1558 BARR AVE	1914	St. Clair
1/14/2020 13:36	E4	13:36:46	13:53:46	0:17:00	3 EMERSON AVE	1914	Lift Assist, No Patient Transported
1/14/2020 17:53	E4	17:53:16	18:10:11	0:16:55	3 EMERSON AVE	1907	Lift Assist, No Patient Transported
1/15/2020 18:37	E1	18:37:07	18:46:26	0:09:19	262 W STEUBEN ST	1914	AGH
1/16/2020 0:56	E0	0:56:04	1:01:21	0:05:17	1215 FOSTER AVE	1903	Refused
1/16/2020 15:53	E3	15:53:24	16:02:27	0:09:03	406 MAXWELL ST	1914	Presby

1/16/2020 18:52	E0	18:52:10	18:55:46	0:03:36	25 FOSTER AVE	1914	Refused
1/16/2020 20:20	E0	20:20:06	20:24:05	0:03:59	75 HAWTHORNE AVE	1914	Refused
1/16/2020 20:26	E0	20:26:15	20:31:56	0:05:41	28 WARREN ST	1915	Ohio Valley
1/16/2020 21:22	E0	21:22:34	21:29:06	0:06:32	75 HAWTHORNE AVE	1915	Ohio Valley
1/17/2020 11:29	E0	11:29:05	11:35:23	0:06:18	111 W STEUBEN ST	1908	Ohio Valley
1/17/2020 22:00	E2	22:00:02	22:04:18	0:04:16	1215 FOSTER AVE	1914	Presby
1/18/2020 11:07	E0	11:08:20	11:16:35	0:08:15	105 BELVIDERE ST	1902	Ohio Valley
1/18/2020 12:27	E0	12:27:42	12:31:19	0:03:37	39 WALSH RD	1914	Refused
1/19/2020 15:21	E3	15:21:09			285 W STEUBEN ST	1914	Cancelled
1/19/2020 19:03	E2	19:03:11	19:07:31	0:04:20	1215 FOSTER AVE	1914	Refused
1/20/2020 4:25	E3	4:25:09	4:25:43	0:00:34	100 STOTZ AVE	1914	Mercy
1/20/2020 20:11	E1	20:11:24	20:16:31	0:05:07	12 STERRETT ST	1914	Presby
1/21/2020 11:31	E1	11:31:20	11:35:38	0:04:18	20 S GRANDVIEW AVE	1914	Ohio Valley
1/21/2020 14:09	E2	14:09:08	14:12:44	0:03:36	28 W STEUBEN ST	1914	Refused
1/21/2020 14:21	E4	14:21:25	14:32:50	0:11:25	61 WOODLAWN AVE	1902	Refused
1/21/2020 16:50	E2	16:50:09	16:53:20	0:03:11	1215 FOSTER AVE	1914	False Call
1/21/2020 17:36	E1	17:36:26	17:37:50	0:01:24	25 E CRAFTON AVE	1914	Passavant
1/22/2020 18:22	E1	18:22:53	18:27:41	0:04:48	113 E CRAFTON AVE	1914	AGH
1/22/2020 22:17	E1	10:17:48 PM	10:21:36 PM	0:03:48	1215 FOSTER AVE	1914	Cancelled
1/23/2020 15:57	E1	15:57:51	16:04:14	0:06:23	39 WALNUT ST	1915	Dead at Scene
1/24/2020 13:17	E1	13:17:06	13:22:48	0:05:42	35 WALSH RD	1914	Oakland VA
1/24/2020 16:46	E0	16:47:19	16:55:47	0:08:28	2019 CRAFTON BLVD	1914	AGH
1/24/2020 20:16	E2	20:16:02	20:26:06	0:10:04	232 W STEUBEN ST	1914	Refused
1/24/2020 23:52	E3	23:52:50	0:06:15	0:13:25	20 WALNUT ST	1914	WPIC
1/25/2020 8:14	E3	8:14:45	8:29:59	0:15:14	122 FOUNTAIN ST	1907	Ohio Valley
1/26/2020 14:59	E1	14:59:43	15:04:23	0:04:40	1215 FOSTER AVE	1914	AGH
1/26/2020 17:03	E3	17:03:37	17:09:10	0:05:33	1215 FOSTER AVE	1915	Mercy
1/27/2020 4:34	E4	4:34:16	4:43:00	0:08:44	61 WOODLAWN AVE	1915	Lift Assist, No Patient Transported
1/27/2020 9:22	E0	9:22:42	9:30:07	0:07:25	22 WALNUT ST	1914	St. Clair
1/27/2020 12:58	E0	12:58:15	13:08:02	0:09:47	51 WALSH RD	Squad 1951	Refused
1/28/2020 10:16	E1	10:16:42	10:21:32	0:04:50	111 W STEUBEN ST	1914	Lift Assist, No Patient Transported
1/28/2020 11:13	E2	11:13:04	11:16:59	0:03:55	46 DINSMORE AVE	1914	False Call
1/29/2020 10:29	E1	10:29:51	10:36:26	0:06:35	807 CLEARVIEW AVE	1908	Ohio Valley
1/29/2020 20:15	E3	20:15:40	20:28:32	0:12:52	20 S GRANDVIEW AVE	1904	Ohio Valley
1/30/2020 10:54	E0	10:54:50	10:57:46	0:02:56	75 HAWTHORNE AVE	1914	Dead at Scene
1/30/2020 11:47	E3	11:47:00	11:51:03	0:04:03	92 BRADFORD AVE	1914	Mercy

1/30/2020 16:09	E1	16:09:09	16:15:43	0:06:34	3 CREIGHTON AVE	1914	Mercy
1/30/2020 22:03	E3	22:03:49	22:11:23	0:07:34	252 W STEUBEN ST	1902	Lift Assist, No Patient Transported
1/31/2020 7:47	E1	7:47:55	7:53:40	0:05:45	102 W STEUBEN ST	1904	Oakland VA

15	E0 Calls	0:05:31	
23	E1 Calls	0:05:14	0:05:21
13	E2 Calls	0:05:17	0:05:20
16	E3 Calls	0:07:20	0:05:48
5	E4 Calls	0:11:54	0:06:15

72

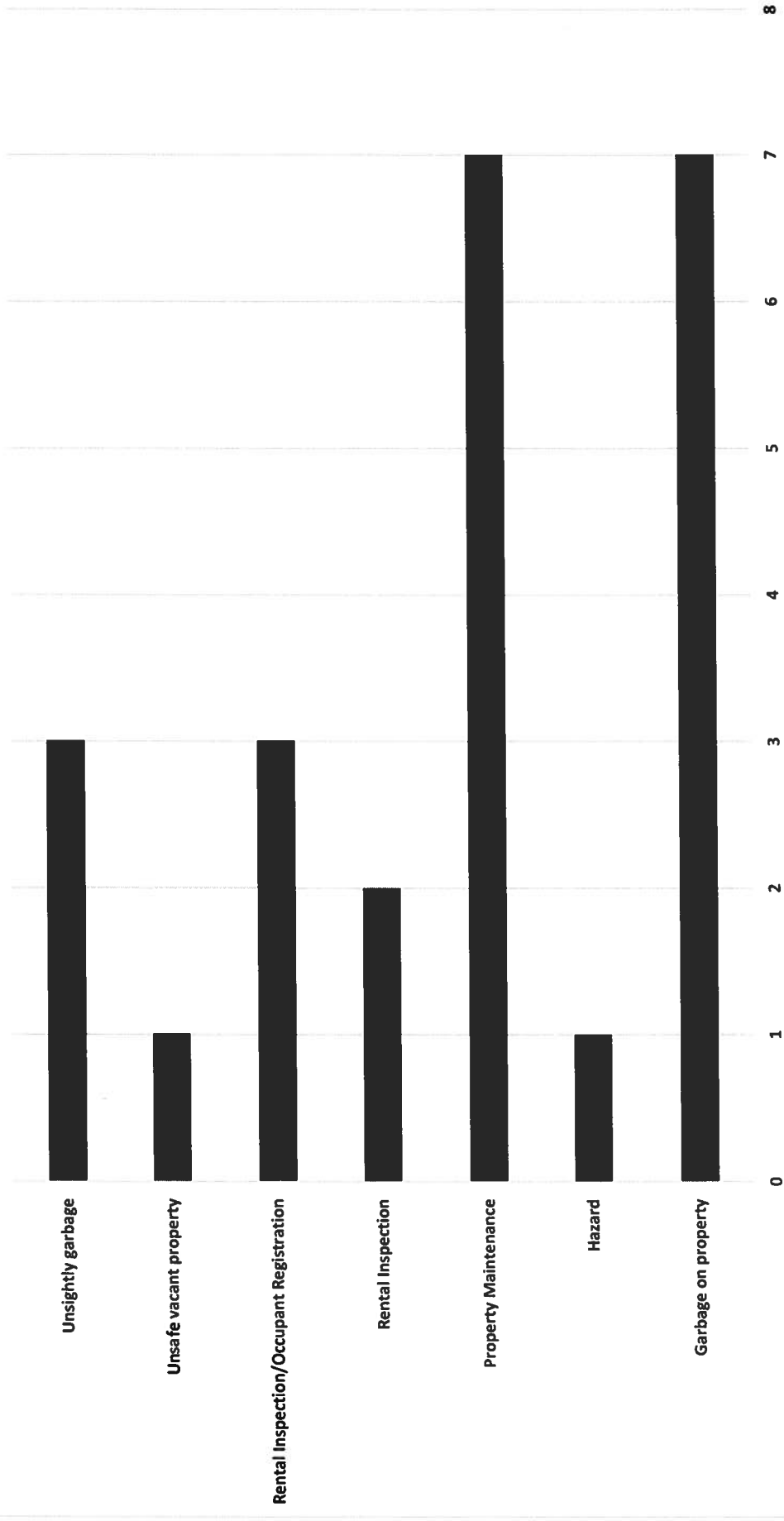
Total Calls

E0	0:03:13	E1	0:09:19	E2	0:03:55
E0	0:02:59	E1	0:05:07	E3	0:01:20
E0	0:04:35	E1	0:04:18	E3	0:03:29
E0	0:05:17	E1	0:01:24	E3	0:07:38
E0	0:03:36	E1	0:04:48	E3	0:07:25
E0	0:03:59	E1	0:03:48	E3	0:02:48
E0	0:05:41	E1	0:06:23	E3	0:09:24
E0	0:06:32	E1	0:05:42	E3	0:09:40
E0	0:06:18	E1	0:04:40	E3	0:09:03
E0	0:08:15	E1	0:04:50	E3	
E0	0:03:37	E1	0:06:35	E3	0:00:34
E0	0:08:28	E1	0:06:34	E3	0:13:25
E0	0:07:25	E1	0:05:45	E3	0:15:14
E0	0:09:47	E2		E3	0:05:33
E0	0:02:56	E2	0:02:19	E3	0:12:52
E1	0:06:27	E2	0:05:11	E3	0:04:03
E1	0:03:29	E2		E3	0:07:34
E1	0:04:03	E2	0:03:01	E4	0:11:25
E1	0:05:27	E2	0:09:13	E4	0:05:25
E1	0:04:30	E2	0:09:06	E4	0:17:00
E1	0:04:37	E2	0:04:16	E4	0:16:55
E1	0:04:01	E2	0:04:20	E4	0:08:44
E1	0:04:51	E2	0:03:36		
E1	0:06:20	E2	0:03:11		
E1	0:07:34	E2	0:10:04		

CODE ENFORCEMENT REPORT JANUARY-FEBRUARY 2020

<u>Date Submitted</u>	<u>Address</u>	<u>Violation Type</u>	<u>Description</u>	<u>Status</u>	<u>Code</u>
1/20/2020	W STEUBEN ST	Unsanitary garbage	final.	Open	Crafton 188-4A
1/29/2020	E CRAFTON AVE	Property Maintenance	Fence panel in disrepair. 15 days.	Open	IPMC 302.7
1/29/2020	CLEARVIEW AVE, 2ND FLOOR	Rental Inspection	Rental occupancy	New	SEC 112
1/30/2020	S Grandview Avenue, #1, Pittsburgh, PA 15205	Rental Inspection/Occupant Registration	rental inspection and landlord report due	New	Crafton 90-11 SEC 112; 149
1/30/2020	N. Linwood Avenue, Apt #1, Pittsburgh, PA 15205	Rental Inspection/Occupant Registration	rental inspection and landlord report needed	New	Crafton 90-11 SEC 112; 149
1/31/2020	W STEUBEN ST	Registration	Rental inspection reminder	New	SEC 112
2/3/2020	UNDERHILL ST	Unsanitary garbage	Fridge in yard. 10 days.	Open	Crafton 188-4A
2/5/2020	S GRANDVIEW AVE	Property Maintenance	Window frame not weatherproof. 30 days.	Open	IPMC 304.13
2/6/2020	N LINWOOD AVE	Unsafe vacant property	Vacant structure unsecure. 5 days.	Closed	IPMC 301.3
2/10/2020	CLEARVIEW AVE	Garbage on property	Accumulation of rubbish/building materials. 15 days to abate.	Open	IPMC 308.1
2/10/2020	PARKE ST	Property Maintenance	Wall in sidewalk	Open	IPMC 302.7
2/10/2020	CLEARVIEW AVE	Property Maintenance	Window frame in disrepair. 30 Days.	Open	IPMC 304.13
2/12/2020	MAPLEWOOD AVE	Garbage on property	Accumulation of building/construction/garbage waste. 30 days	Open	IPMC 308.1
2/12/2020	MAPLEWOOD AVE	Garbage on property	Bulk waste behind garage. 30 days.	Open	IPMC 308.1
2/12/2020	MAPLEWOOD AVE	Garbage on property	Bulk waste/construction waste all over rear property. 30 days.	Open	IPMC 308.1
2/12/2020	E CRAFTON AVE	Garbage on property	Bulk waste--brush/wood. 30 days.	Open	IPMC 308.1
2/12/2020	CREIGHTON AVE	Garbage on property	Cabinets/kitchen debris. 15 days.	Closed	IPMC 308.1
2/12/2020	BELL AVE	Unsanitary garbage	days.	Open	Crafton 188-4A
2/12/2020	MAPLEWOOD AVE	Property Maintenance	Garage in disrepair.	Open	IPMC 302.7
2/12/2020	MAPLEWOOD AVE	Property Maintenance	Garage in disrepair. 60 days.	Open	IPMC 302.7
2/12/2020	E CRAFTON AVE	Rental Inspection	Occupancy reminder sent	New	SEC 112
2/12/2020	MAPLEWOOD AVE	Property Maintenance	Siding in disrepair.	Open	IPMC 304.6
2/12/2020	E CRAFTON AVE	Garbage on property	Trash scattered. Building debris. 15 days.	Open	IPMC 308.1
2/21/2020	BELVIDERE ST	Hazard	Open ditch. Incompleted gas line. Hazardous condition. 10 days	Open	Crafton 131-2A

Count of Violation Type



Building Inspection Report

January 2020

January Reports Received

(Attached)

Building Inspection Underwriters

Allegheny County R/E Transfer

Certificates & Permits Issued

January 2020

Rental Inspection Certificates Issued	7
Zoning Use/Occupancy Certificates Issued	5
Building/Zoning Permits Issued	5

PUBLIC WORKS / PARKS OPERATIONS REPORT

Council Meeting

February 24, 2020

Crew report 1-24-2020 to 2-24-2020

- **One Call** - responses at various locations
- **Litter can maintenance**- Check and empty all cans weekly.
- **Rain /Wind Storm**- Respond to rain/wind storms -crews check and clear catch basins removing debris build up tree limbs and branches; check and clear borough facilities of any storm related issues.
- **Snow and Ice Control**- Responded to 3 snow and ice events working 35 hours spreading 57 tons of salt
- **Compost Site**- Windrow Maintenance. Work with grinder company to maintain compost site.
- **Truck Repairs/ Maintenance** - Repair Truck 107, 109. Plow repairs 107, 108
- **Park/ Pool Maintenance**- Drain splash pool, Park Inspections
- **Facility Maintenance** - Install new security door and fire door magistrate's office. Electrical repairs, drywall and paint back room
- **Street Maintenance**- Cold Patch- Crafton Blvd, Ewing, Linwood, Chartiers and Fountain, Mildred
- **Sign Repair/Replacement** - Repair/ replace traffic signs at various locations
- **Manhole Repair**- Noble- between Sydney and Alice

Admin.

Meet Borough Manger to discuss PW issues. Field inspections regarding one call, street openings; construction projects, and residents' requests for service. Meet with KLH Engineers to discuss Road Program. Field review of recommended streets, with Borough Council President, New Borough Manager and KLH engineer
Managing day to operations/administration for Public Works and Parks maintenance and repairs. Respond to constituents request for information and service.
Order supplies and material. Routine Field investigations, routine paperwork.



CRAFTON PUBLIC LIBRARY BOARD REPORT JANUARY 2020

PROGRAMMING

ADULT PROGRAMS AND EVENTS	Sessions	Attendance
Afternoon Movie	4	4
Conversation Salon	1	8
Meditation with Heidi	3	22
NSA Book Club	1	8
Tech Help	4	13
What's Cooking in Crafton	1	12
Writers' Support	1	8
Yoga	4	83
ADULT TOTALS	19	158

TEEN PROGRAMS AND EVENTS	Sessions	Attendance
Anime Club	2	5
MAKE IT: Button Making	1	2
TEEN TOTALS	3	7

JUVENILE PROGRAMS AND EVENTS	Sessions	Attendance
STEAM Night	5	67
American Girl Club	1	11
JUVENILE TOTALS	6	78

PRESCHOOL PROGRAMS AND EVENTS	Sessions	Attendance
Family Storytime	4	52
Tails & Tales Storytime	1	10
Evening Storytime	4	22
Precious Angels	2	36
PRESCHOOL TOTALS	11	120

OUTREACH	Sessions	Attendance
Crafton Elementary K, 1, 2	3	150
	3	150

TOTAL ALL PROGRAMS	42	513
---------------------------	-----------	------------

VISITORS

TOTAL
4,140

CIRCULATION

CIRCULATION	Percent	Quantity
Adult Books	31.8 %	726
Adult Media	19.4 %	443
YA Books	4.3 %	97
Children & Middle Grade Books	36.8 %	840
Children & Middle Grade Media	7.6 %	174
CIRCULATION TOTALS	100%	2,280

HIGHLIGHTS

- January was a quiet, business-as-usual month for us as we prepare for another year!
- Tracey worked with Heidi Munn to bring meditation to our library which has been warmly welcomed by our community!
- We are diligently working on launching Family Place programming and have our first five-week Parent Child Workshop session planned for the end of April through May. Susan Pannebaker from the Office of Commonwealth Libraries in the PA Department of Education will be visiting our library on March 3rd for our required site visit.
- Mikayla is working on improving organization in our children's room as well as bringing more sensory focused programming to our children's department.