

# Jordan Tax Service, Inc.

102 Rahway Road • McMurray, PA 15317-3349

(412) 835-5243 • Fax (412) 835-5244

(724) 731-2300 • Fax (724) 731-2398

www.jordantax.com

Tax & Record  
Services

Municipal

Business

Individual

January 14, 2021

Borough of Crafton  
Douglas Sample, Manager  
Municipal Building  
100 Stotz Avenue  
Pittsburgh, PA 15205

Re: Delinquent Earned Income & Net Profits Tax  
Collection Summary Report  
December, 2020

Detailed below are the Delinquent Earned Income Tax Collections remitted to the Borough for the Month of December, 2020:

<u>PERIOD</u>	<u>TAX</u>	<u>PEN &amp; INT</u>	<u>MUNICIPAL SHARE (50.00%)</u>	
			<u>MONTH</u>	<u>YEAR TO DATE</u>
2011 and Prior	\$ 828.71	\$ 51.13	\$ 879.84	\$ 7,362.61
Add: Commissions	87.66	-	87.66	722.13
Refunds Issued	-	-	-	-
Net Collections	<u>\$ 916.37</u>	<u>\$ 51.13</u>	<u>\$ 967.50</u>	<u>\$ 8,084.74</u>

Amounts Transferred:

<u>Date</u>	<u>Reference</u>	<u>Amount</u>
12/31/20	Ck #2355	\$ 967.50
Total Transfers		<u>\$ 967.50</u>

We have enclosed our invoice for services.


Very truly yours,  
JORDAN TAX SERVICE, INC.

WRLjr/hik

WILLIAM R. LINNERT, JR.

**CURRENT YEAR TO DATE DISTRIBUTIONS**

	Resident Tax Amount	Non- Pen/Int Resident Tax Amount	Costs & Credits	Total Collections	Dist Year	Resident Tax Amount	Non- Pen/Int Resident Tax Amount	TCD Commission	Charges & Credits	Total Distribution
Delq Collections	1,579.85	0.00	0.00	1,821.35	2020	1,579.85	0.00	0.00	0.00	\$1,821.35
DELQ-15 Collections	21.75	0.00	0.00	47.25	2020	21.75	0.00	0.00	0.00	\$47.25
DELQ-17 Collections	109.38	0.00	0.00	109.38	2020	109.38	0.00	0.00	0.00	\$109.38
DELQ-18 Collections	133.07	0.00	0.00	133.07	2020	133.07	0.00	0.00	0.00	\$133.07
DELQ-19 Collections	258.55	0.00	0.00	258.55	2020	258.55	0.00	0.00	0.00	\$258.55
2012 Collections	172.51	0.00	0.00	185.51	2020	172.51	0.00	13.00	0.00	\$182.17
2013 Collections	321.38	0.00	0.00	363.22	2020	321.38	0.00	41.84	0.00	\$356.70
2014 Collections	(134.31)	0.00	0.00	(134.31)	2020	(134.31)	0.00	0.00	0.00	(\$131.88)
2015 Collections	584.38	0.00	0.00	822.84	2020	584.38	0.00	238.46	0.00	\$808.19
2016 Collections	1,768.74	0.00	0.00	2,079.18	2020	1,768.74	0.00	310.44	0.00	\$2,042.07
2017 Collections	961.92	(264.23)	0.00	985.65	2020	961.92	(264.23)	287.96	0.00	\$954.44
2017 Refunds	(596.50)	0.00	0.00	(596.50)	2020	(596.50)	0.00	0.00	0.00	(\$596.50)
2018 Collections	5,474.20	0.00	0.00	5,537.70	2020	5,474.20	0.00	63.50	0.00	\$5,436.84
2018 Refunds	(2,273.50)	0.00	0.00	(2,273.50)	2020	(2,273.50)	0.00	0.00	0.00	(\$2,273.50)
2019 Collections	254,983.71	1,515.81	0.00	256,573.87	2020	254,983.71	1,515.81	74.35	0.00	\$251,948.35
2019 Refunds	(30,839.50)	0.00	0.00	(30,839.50)	2020	(30,839.50)	0.00	0.00	0.00	(\$30,839.50)
2020 Collections	618,444.91	4,711.44	0.00	623,163.75	2020	618,444.91	4,711.44	7.40	0.00	\$611,973.04
<b>Current Year To Date</b>	<b>850,970.54</b>	<b>5,963.02</b>	<b>0.00</b>	<b>858,237.51</b>	<b>2020</b>	<b>850,970.54</b>	<b>5,963.02</b>	<b>1,303.9</b>	<b>0.00</b>	<b>\$842,230.02</b>



# Jordan Tax Service, Inc.

102 Rahway Road • McMurray, PA 15317-3349

(412) 835-5243 • Fax (412) 835-5244

(724) 731-2300 • Fax (724) 731-2398

www.jordantax.com

Tax & Record  
Services

Municipal

Business

Individual

January 14, 2021

Borough of Crafton  
Douglas Sample, Manager  
Municipal Building  
100 Stotz Avenue  
Pittsburgh, PA 15205

Re: Local Services Tax Collections  
Collection Summary Report  
December, 2020

Detailed below are the Local Services Tax Collections remitted to the Borough for the Collection Period of December 1, 2020 through December 31, 2020:

<u>PERIOD</u>	<u>TAX</u>	<u>PEN &amp; INT</u>	<u>TOTAL COLLECTIONS</u>	<u>YEAR TO DATE</u>
2018 and Prior	\$ -	\$ -	\$ -	\$ 68.00
2019	-	-	-	11,561.11
2020	52.53	-	52.53	33,802.02
Total Collections	52.53	-	52.53	45,431.13
Refunds Issued	-	-	-	(34.00)
	<u>\$ 52.53</u>	<u>\$ -</u>	<u>\$ 52.53</u>	<u>\$ 45,397.13</u>
Net Collections			<u>\$ 52.53</u>	<u>\$ 45,397.13</u>

Amounts Remitted:


<u>Date</u>	<u>Batch #</u>	<u>Amount</u>
12/01/20	34	\$ 52.53
		-

Total Deposited \$ 52.53

We have enclosed our invoice for services.

Very truly yours,  
JORDAN TAX SERVICE, INC.

WILLIAM R. LINNERT, JR.



# Jordan Tax Service, Inc.

102 Rahway Road • McMurray, PA 15317-3349  
(412) 835-5243 • Fax (412) 835-5244  
(724) 731-2300 • Fax (724) 731-2398  
www.jordantax.com

Tax & Record Services  
Municipal  
Business  
Individual

January 14, 2021

Borough of Crafton  
Douglas Sample, Manager  
Municipal Building  
100 Stotz Avenue  
Pittsburgh, PA 15205

RE: Business Privilege Tax  
Collection Summary Report  
December, 2020

Detailed below are the Business Privilege Tax Collections remitted to the Borough for the Collection Period of December 1, 2020 through December 31, 2020:

<u>PERIOD</u>	<u>TAX</u>	<u>LICENSE</u>	<u>PEN &amp; INT</u>	<u>TOTAL COLLECTIONS</u>	<u>YEAR TO DATE</u>
2018 and Prior	\$ 1,255.66	\$ 150.00	\$ 644.33	\$ 2,049.99	\$ 2,049.99
2019	106.58	10.00	10.66	127.24	1,509.15
2020	4,245.51	60.00	10.21	4,315.72	55,817.19
Total Collections	5,607.75	220.00	665.20	6,492.95	59,376.33
Refunds Issued	-	-	-	-	-
	<u>\$ 5,607.75</u>	<u>\$ 220.00</u>	<u>\$ 665.20</u>		
Net Collections				<u>\$ 6,492.95</u>	<u>\$ 59,376.33</u>

Amounts Deposited:

<u>Date</u>	<u>Batch #</u>	<u>Amount</u>
12/01/20	36	\$ 39.22
12/03/20	30/31/27/38/46/45/50/37	1,229.53
12/08/20	35/37/39/31/32/28/39/47/46/38	1,128.17
12/16/20	39	178.92
12/18/20	40	3,434.32
12/22/20	41	482.79
Total Deposited		<u>\$ 6,492.95</u>

We have enclosed our invoice for services.

Very truly yours,  
JORDAN TAX SERVICE, INC.

WILLIAM R. LINNERT, JR.



# Jordan Tax Service, Inc.

102 Rahway Road • McMurray, PA 15317-3349

(412) 835-5243 • Fax (412) 835-5244

(724) 731-2300 • Fax (724) 731-2398

www.jordantax.com

Tax & Record  
Services

Municipal

Business

Individual

January 14, 2021

Borough of Crafton  
Douglas Sample, Manager  
Municipal Building  
100 Stotz Avenue  
Pittsburgh, PA 15205

RE: Mercantile Tax  
Collection Summary Report  
December, 2020

Detailed below are the Mercantile Tax Collections remitted to the Borough for the Collection Period of December 1, 2020 through December 31, 2020:

<u>PERIOD</u>	<u>TAX</u>	<u>PEN &amp; INT</u>	<u>TOTAL COLLECTIONS</u>	<u>YEAR TO DATE</u>
2018 and Prior	\$ -	\$ -	\$ -	\$ -
2019	-	-	-	25,478.44
2020	699.00	-	699.00	75,689.52
	<u>\$ 699.00</u>	<u>\$ -</u>		
Total Collections			<u>\$ 699.00</u>	<u>\$ 101,167.96</u>

Amounts Deposited:


<u>Date</u>	<u>Batch #</u>	<u>Amount</u>
12/08/20	25	\$ 699.00
		-

Total Deposited \$ 699.00

We have enclosed our invoice for services.

Very truly yours,  
JORDAN TAX SERVICE, INC.

WILLIAM R. LINNERT, JR.



# Jordan Tax Service, Inc.

102 Rahway Road • McMurray, PA 15317-3349  
 (412) 835-5243 • Fax (412) 835-5244  
 (724) 731-2300 • Fax (724) 731-2398  
 www.jordantax.com

Tax & Record  
 Services  
 Municipal  
 Business  
 Individual

January 14, 2021

Borough of Crafton  
 Douglas Sample, Manager  
 Municipal Building  
 100 Stotz Avenue  
 Pittsburgh, PA 15205

RE: Trash Removal  
 Collection Summary Report  
 December, 2020

Detailed below are the 2020 Trash Removal Collections remitted to the Borough for the Month of December, 2020:

	<u>BILLING FEE</u>	<u>GARBAGE</u>	<u>TOTAL CURRENT PERIOD</u>	<u>YEAR TO DATE</u>
FACE TAX	\$ 50.00	\$ 6,007.50	\$ 6,057.50	\$ 513,654.22
Less: Discount	-	(1.25)	(1.25)	(18,580.96)
Plus: Penalty	-	339.38	339.38	3,813.71
<b>Total Collections</b>	<b>\$ 50.00</b>	<b>\$ 6,345.63</b>	<b>\$ 6,395.63</b>	<b>\$ 498,886.97</b>


Amounts Deposited:

<u>Date</u>	<u>Batch #</u>	<u>Amount</u>
12/03/20	38	\$ 746.88
12/17/20	39	2,635.00
12/23/20	40	1,136.25
12/29/20	41	1,877.50
<b>Total</b>		<b>6,395.63</b>
Less: Refunds		-
<b>Total Deposits</b>		<b>\$ 6,395.63</b>

	<u>BILLING</u>	<u>GARBAGE</u>	<u>YEAR-TO-DATE</u>
<b>FACE BALANCE 02/01/2020</b>	<b>\$ 9,875.00</b>	<b>\$ 584,325.00</b>	<b>\$ 594,200.00</b>
Add: Additions	-	-	-
Less: Deletions	-	-	-
<b>ADJUSTED FACE BALANCE</b>	<b>9,875.00</b>	<b>584,325.00</b>	<b>594,200.00</b>
Less: Total Collections	(8,560.00)	(505,094.22)	(513,654.22)
Less: Turned Over to Delinquent	-	-	-
<b>FACE BALANCE 12/31/2020</b>	<b>\$ 1,315.00</b>	<b>\$ 79,230.78</b>	<b>\$ 80,545.78</b>

Very truly yours,  
 JORDAN TAX SERVICE, INC.

*William R. Linnert, Jr.*  
 WILLIAM R. LINNERT, JR.



# Jordan Tax Service, Inc.

102 Rahway Road • McMurray, PA 15317-3349

(412) 835-5243 • Fax (412) 835-5244

(724) 731-2300 • Fax (724) 731-2398

www.jordantax.com

Tax & Record  
Services

Municipal

Business

Individual

January 14, 2021

Borough of Crafton  
Douglas Sample, Manager  
Municipal Building  
100 Stotz Avenue  
Pittsburgh, PA 15205

RE: Real Estate Taxes  
Collection Summary Report  
December, 2020

Detailed below are the 2020 Real Estate Tax Collections deposited to the Borough account for the Month of December, 2020:

	CURRENT PERIOD			YEAR TO DATE
	REAL ESTATE	ROAD	TOTAL	
FACE TAX	\$ 4,939.52	\$ (162.40)	\$ 4,777.12	\$ 1,917,267.21
Less: Discount	42.26	20.00	62.26	(35,799.35)
Plus: Penalty	61.42	4.49	65.91	707.48
Total Collections	<u>\$ 5,043.20</u>	<u>\$ (137.91)</u>	<u>\$ 4,905.29</u>	<u>\$ 1,882,175.34</u>

Amounts Deposited:

Date	Batch #	Amount
12/03/20	41	\$ 881.43
12/07/20	42	163.66
12/17/20	43	4,625.35
12/22/20	44	2,667.98
12/29/20	56/45	2,654.32
Total Deposits		10,992.74
Less: Refunds:	1001	(6,087.45)
Net Collections		<u>\$ 4,905.29</u>

	2019 REAL ESTATE	2019 ROAD	2020 REAL ESTATE	2020 ROAD	TOTAL
FACE BALANCE 3/1/2020	\$ 6,733.12	\$ 2,280.14	\$ -	\$ -	\$ 9,013.26
Add: Billing 3/1/2020	-	-	1,538,515.33	520,978.16	2,059,493.49
Add: Additions	-	-	16,410.76	5,557.01	21,967.77
Less: Exonerations	(383.87)	(129.98)	(2,309.42)	(782.17)	(3,605.44)
<b>ADJUSTED FACE BALANCE</b>	<u>6,349.25</u>	<u>2,150.16</u>	<u>1,552,616.67</u>	<u>525,753.00</u>	<u>2,086,869.08</u>
Less: Total Collections	(917.39)	(310.78)	(1,430,877.50)	(485,161.54)	(1,917,267.21)
Less: Turned Over to Delinquent	-	-	-	-	-
<b>FACE BALANCE 12/31/2020</b>	<u>\$ 5,431.86</u>	<u>\$ 1,839.38</u>	<u>\$ 121,739.17</u>	<u>\$ 40,591.46</u>	<u>\$ 169,601.87</u>

Very truly yours,  
JORDAN TAX SERVICE, INC.

WILLIAM R. LINNERT, JR.

# Tax Collector's Monthly Report to Taxing Districts

For the Month of DECEMBER, 2020  
BOROUGH OF CRAFTON Taxing District

		Real Estate	Road	Prior Years Real Estate	Prior Years Road
<b>A. Collections</b>					
1.	Balance Collectable-Beginning of Month	112,444.67	35,609.29	5,948.41	2,014.29
2A.	Additions: During the Month(*)	16,410.76	5,557.01		
2B.	Deductions: Credits During the Month - (from line 17)				
3.	Total Collectable	128,855.43	41,166.30	5,948.41	2,014.29
4.	Less: Face Collections for the Month	4,806.84	(207.33)	132.68	44.93
5.	Less: Deletions from the List (Gentrifications)				
6.	Less: Exonerations (*)	2,309.42	782.17	383.87	129.98
7.	Less: Liens/Non-Lienable Installments(*)				
8.	Balance Collectable - End of Month	121,739.17	40,591.46	5,431.86	1,839.38
<b>B. Reconciliation of Cash Collected</b>					
9.	Face Amount of Collections - (must agree with line 4)	4,806.84	(207.33)	132.68	44.93
10.	Plus: Penalties	48.15	0.00	13.27	4.49
11.	Less: Discounts	(42.26)		0.00	0.00
12.	Total Cash Collector per Column	4,897.25	(187.33)	145.95	49.42
13.	Total Cash Collected				4,905.29
<b>C. Payment of Taxes</b>					
14.	Amount Remitted During the Month (*)				
	Date	Transaction #	Amount	TOTAL ALL TAXES	
	12/3/2020	41	881.43		
	12/7/2020	42	163.66		
	12/17/2020	43	4,625.35		
	12/22/2020	44	2,667.98		
	12/29/2020	56/45	2,654.32		
		1001 - Refunds	(6,087.45)		
15.	Amount paid with this Report Applicable to this Reporting Month	Trx. #	Total	\$	4,905.29
16.	Total Remitted This Month			\$	4,905.29
17.	List, Other Credit Adjustments (*)	Parcel #	Name	Amount	
			Total	0.00	
18.	Interest Earnings (if applicable)		\$*		
Taxing District Use (Optional) Carryover from Previous Month \$ Amount Collected This Month \$ Less Amount Paid This Month \$ Ending Balance \$					

\* Prior Yr. Collections Agent Acting on behalf of the Tax Collector  
 I verify this is a complete and accurate reporting of the balance collectable, taxes collected remitted for the month.  
 Received by (taxing district): William D. Leonard, Jr. Title: Secretary Date: 1/21/21

I acknowledge the receipt of this report.



**JORDAN TAX SERVICE, INC.**  
**102 RAHWAY ROAD**  
**MCMURRAY, PA 15317-3349**  
**(724) 731-2300**

January 18, 2021

Borough of Crafton  
 Douglas Sample, Manager  
 Municipal Building  
 100 Stotz Avenue  
 Pittsburgh, PA 15205

Gentlemen:

We are forwarding herewith counterfoils for delinquent taxes and municipal claims collected and satisfied since date of our last report. We are also forwarding deposit slips as summarized below and the Prothonotary's receipts for satisfaction costs advanced by our office.

**DELINQUENT TAXES:**

Receipts: #13944-13973

	Face Tax	Penalty	Interest	Costs	TOTAL
Prior 2019	1,425.42	82.08	353.36	137.70	1,998.56
2019	3,432.41	284.59	255.25	563.98	4,536.23
Record/Sheriff Sale Costs					200.00
Commission Collected					307.40

**MUNICIPAL CLAIMS:** "Trash"

Receipts: #2355-2360

	Face Tax	Penalty	Interest	Costs	Comm	TOTAL
	551.17	42.88	-	11.50	-	605.55
Record/Sheriff Sale Costs						22.37
Commission Collected						30.28

**MUNICIPAL CLAIMS:** "Trash"

Receipts: #4403, 4406-4408, 4410-4411, 4416, 4420-4421, 4423

	Face Tax	Penalty	Interest	Costs	Comm	TOTAL
	579.74	13.70	22.83	145.00	-	761.27
Commission Collected						59.19

**MUNICIPAL CLAIMS:** "Sewage"

Receipts: #4404-4405, 4409, 4412-4415, 4417-4419, 4422

	Face Tax	Penalty	Interest	Costs	Comm	TOTAL
	1,387.31	-	-	-	-	1,387.31
Commission Collected						94.62

**Total Collections, Taxes and Claims:**

Real Estate	\$	7,042.19	Ck. #1479	<u>\$ 10,002.78</u>
Trash	\$	1,478.66	Ck. #1480	
Sewage	\$	1,481.93	Ck. #1481	

Deposits Per Enclosed Receipts:


DATE	AMOUNT	DATE	AMOUNT	DATE	AMOUNT
12/03/20	1,708.20	12/11/20	1,209.31	12/28/20	205.00
12/04/20	20.00	12/11/20	3,935.57	12/29/20	97.00
12/04/20	50.86	12/23/20	496.54	12/03/20	323.82
12/04/20	760.85	12/23/20	507.34	12/31/20	30.23
12/11/20	100.00	12/28/20	84.25	12/31/20	473.81

**Total Deposits**

10,002.78

\*Partial Payments Not Yet Applied - \$1,938.41

JORDAN TAX SERVICE, INC.

  
 William R. Linnert, Jr.

# BOROUGH OF CRAFTON GENERAL FUND FINANCIAL REPORT

January 1, through December 31, 2020

	Jan - Dec 20	Budget	\$ Over Bu...	% of Bu...
<b>Income</b>				
<b>301 · Real Estate Taxes</b>				
301.10 · Real Estate - Current	1,404,355.61	1,449,035.00	-44,679.39	96.9%
301.20 · Real Estate - Prior Year	7,624.76	3,000.00	4,624.76	254.2%
301.50 · Real Estate - Delinq/Leined	46,740.05	58,000.00	-11,259.95	80.6%
<b>Total 301 · Real Estate Taxes</b>	<b>1,458,720.42</b>	<b>1,510,035.00</b>	<b>-51,314.58</b>	<b>96.6%</b>
<b>310 · Act 511 Taxes</b>				
310.10 · Real Estate Transfer Tax	109,667.31	75,000.00	34,667.31	146.2%
310.21 · EIT - Current	623,078.55	620,000.00	3,078.55	100.5%
310.22 · EIT - Prior	233,850.73	220,000.00	13,850.73	106.3%
310.23 · EIT - Delinquent	6,817.84	15,000.00	-8,182.16	45.5%
310.31 · Mercantile - Current	100,430.90	105,000.00	-4,569.10	95.6%
310.36 · Business Priviledge - Current	55,432.31	65,000.00	-9,567.69	85.3%
310.51 · Local Service Tax - Current	45,407.13	50,000.00	-4,592.87	90.8%
<b>Total 310 · Act 511 Taxes</b>	<b>1,174,684.77</b>	<b>1,150,000.00</b>	<b>24,684.77</b>	<b>102.1%</b>
<b>319 · Penalty/Interest</b>				
319.01 · P&I - Real Estate Tax	705.78	3,500.00	-2,794.22	20.2%
319.02 · P&I - Delinq. Real Estate Tax	21,297.05	35,000.00	-13,702.95	60.8%
319.12 · P&I - EIT	1,308.23	1,000.00	308.23	130.8%
319.122 · P&I - Delinq. EIT	691.07	3,000.00	-2,308.93	23.0%
319.13 · P&I - Mercantile	737.06	500.00	237.06	147.4%
319.15 · P&I - Local Service Tax	24.00	0.00	24.00	100.0%
319.18 · P&I - Business Priviledge	1,924.02	600.00	1,324.02	320.7%
<b>Total 319 · Penalty/Interest</b>	<b>26,687.21</b>	<b>43,600.00</b>	<b>-16,912.79</b>	<b>61.2%</b>
<b>321 · Business Licenses &amp; Permits</b>				
321.61 · Soliciting Permits	190.00	800.00	-610.00	23.8%
321.75 · Mechanical Devices	0.00	4,200.00	-4,200.00	0.0%
321.80 · Cable Franchise Fees	96,289.81	112,000.00	-15,710.19	86.0%
321.90 · Business Licenses	2,020.00	2,500.00	-480.00	80.8%
<b>Total 321 · Business Licenses &amp; Permits</b>	<b>98,499.81</b>	<b>119,500.00</b>	<b>-21,000.19</b>	<b>82.4%</b>
<b>322 · Non-Business Licenses &amp; Permits</b>				
322.80 · Street Openings	4,998.00	11,000.00	-6,002.00	45.4%
322.81 · Street Pole Permits	100.00	100.00	0.00	100.0%
322.83 · Truck Parking Permits	450.00	300.00	150.00	150.0%
<b>Total 322 · Non-Business Licenses &amp; Permits</b>	<b>5,548.00</b>	<b>11,400.00</b>	<b>-5,852.00</b>	<b>48.7%</b>
<b>331 · Fines &amp; Forfeits</b>				
331.10 · Fines - Magistrate/County	31,040.35	33,000.00	-1,959.65	94.1%
331.12 · Code/Ordinance Violations	2,988.29	3,000.00	-11.71	99.6%
331.14 · M/Veh Violations/State Police	2,934.06	4,000.00	-1,065.94	73.4%
<b>Total 331 · Fines &amp; Forfeits</b>	<b>36,962.70</b>	<b>40,000.00</b>	<b>-3,037.30</b>	<b>92.4%</b>
<b>341-342 · Interest, Rents &amp; Royalties</b>				
341.01 · Income on Investments	7,232.31	27,000.00	-19,767.69	26.8%
342.00 · Rental Income	26,822.40	26,060.00	762.40	102.9%
<b>Total 341-342 · Interest, Rents &amp; Royalties</b>	<b>34,054.71</b>	<b>53,060.00</b>	<b>-19,005.29</b>	<b>64.2%</b>
<b>354 · State Grant Proceeds</b>				
354.15 · Act 101 Recycling Grant	5,160.02	6,000.00	-839.98	86.0%
354.20 · Miscellaneous Grants	7,564.41	0.00	7,564.41	100.0%
<b>Total 354 · State Grant Proceeds</b>	<b>12,724.43</b>	<b>6,000.00</b>	<b>6,724.43</b>	<b>212.1%</b>
<b>355 · State Shared Revenues &amp; Entitle</b>				
355.01 · PURTA	3,119.00	3,200.00	-81.00	97.5%
355.04 · Liquor Licenses	1,000.00	1,000.00	0.00	100.0%
355.05 · Pension State Aid	137,867.33	140,000.00	-2,132.67	98.5%
355.07 · Foreign Fire Fund	28,254.32	27,000.00	1,254.32	104.6%
355.09 · Act 13 Impact Fee	953.47	1,000.00	-46.53	95.3%
<b>Total 355 · State Shared Revenues &amp; Entitle</b>	<b>171,194.12</b>	<b>172,200.00</b>	<b>-1,005.88</b>	<b>99.4%</b>

# BOROUGH OF CRAFTON GENERAL FUND FINANCIAL REPORT

January 1, through December 31, 2020

	Jan - Dec 20	Budget	\$ Over Bu...	% of Bu...
<b>357 · County Shared Revenue &amp; Grants</b>				
357.01 · 1% Sales Tax (RAD)	226,724.06	240,000.00	-13,275.94	94.5%
<b>Total 357 · County Shared Revenue &amp; Grants</b>	226,724.06	240,000.00	-13,275.94	94.5%
<b>358 · Intergov. Contract Services</b>				
358.10 · Police Services-Thornburg	101,261.40	101,261.00	0.40	100.0%
358.11 · Fire Protection Services	8,500.08	8,500.00	0.08	100.0%
<b>Total 358 · Intergov. Contract Services</b>	109,761.48	109,761.00	0.48	100.0%
<b>360-363 · Departmental Earnings</b>				
361.33 · Permits- Zoning Use	4,195.00	4,000.00	195.00	104.9%
361.34 · Hearing Fees-Zoning & Planning	0.00	1,500.00	-1,500.00	0.0%
362.11 · Sale of Accident Reports	1,290.00	1,600.00	-310.00	80.6%
362.141 · Crossing Guard Reimb.	21,779.05	45,000.00	-23,220.95	48.4%
362.40 · Permits- Build/Elec/Plub/Mech	22,643.36	17,000.00	5,643.36	133.2%
362.45 · Permits- Occupancy	7,845.00	8,500.00	-655.00	92.3%
362.48 · Rental Inspection Fee	6,815.00	7,000.00	-185.00	97.4%
362.55 · Other Permits Code Enforce	1,260.00	1,000.00	260.00	126.0%
362.70 · Police Application Fees	0.00	1,000.00	-1,000.00	0.0%
362.74 · Reimburse - P/D Overtime Detail	0.00	8,000.00	-8,000.00	0.0%
362.75 · Drug Task Force OT Reimb	2,732.40	3,000.00	-267.60	91.1%
363.51 · PennDot Snow Removal	0.00	7,500.00	-7,500.00	0.0%
<b>Total 360-363 · Departmental Earnings</b>	68,559.81	105,100.00	-36,540.19	65.2%
<b>364 · Sanitation - Garbage Collection</b>				
364.30 · Current Garbage Collection Fee	490,902.07	489,555.00	1,347.07	100.3%
364.32 · Jordan- Refuse Bill Fee	8,510.00	8,500.00	10.00	100.1%
364.35 · Garbage Collection - Delinq.	71,751.66	65,000.00	6,751.66	110.4%
364.36 · P&I - Garbage Collection	3,507.01	4,000.00	-492.99	87.7%
364.362 · P&I - Delinq. Garbage Coll.	21,585.58	18,000.00	3,585.58	119.9%
<b>Total 364 · Sanitation - Garbage Collection</b>	596,256.32	585,055.00	11,201.32	101.9%
<b>367 · Recreation Fees</b>				
367.10 · Minature Golf Pay to Play	0.00	300.00	-300.00	0.0%
367.14 · Park Shelter Rental Fee	2,650.00	5,500.00	-2,850.00	48.2%
367.15 · Community Room Rental Fee	2,500.00	4,500.00	-2,000.00	55.6%
367.20 · Pool Passes	0.00	31,000.00	-31,000.00	0.0%
367.21 · Pool General Admission	0.00	50,000.00	-50,000.00	0.0%
367.22 · Swimming Lessons	0.00	4,500.00	-4,500.00	0.0%
367.23 · Pool/Mini Golf Rentals	0.00	5,500.00	-5,500.00	0.0%
367.24 · AquaRobics/Volleyball	0.00	450.00	-450.00	0.0%
367.25 · Chair Rentals-Locks	0.00	1,100.00	-1,100.00	0.0%
367.30 · Sale of Wood Chips/Compost	0.00	100.00	-100.00	0.0%
367.40 · Pool Concessions	0.00	25,000.00	-25,000.00	0.0%
367.50 · Senior Dinner-Fees	0.00	3,000.00	-3,000.00	0.0%
367.52 · Fundraising-Recreation	2,695.35	7,000.00	-4,304.65	38.5%
<b>Total 367 · Recreation Fees</b>	7,845.35	137,950.00	-130,104.65	5.7%
<b>380 · Misc. Revenues</b>				
380.01 · Refunds on Current Expenditures	5,843.00	0.00	5,843.00	100.0%
380.02 · Other	681.44	0.00	681.44	100.0%
380.03 · Insurance Dividends	55,285.92	48,000.00	7,285.92	115.2%
380.50 · Military Banner Receipts	1,270.00	1,700.00	-430.00	74.7%
<b>Total 380 · Misc. Revenues</b>	63,080.36	49,700.00	13,380.36	126.9%
<b>388 · Fiduciary Funds</b>				
388.01 · Police Pension Contribution	47,288.75	42,000.00	5,288.75	112.6%
<b>Total 388 · Fiduciary Funds</b>	47,288.75	42,000.00	5,288.75	112.6%
<b>391 · Proceeds-Gen. Fixed Asset Dispo</b>				
391.10 · Sale of Fixed Assets	162,745.80	0.00	162,745.80	100.0%
391.20 · Compensation of Fixed Assets	3,390.07	7,000.00	-3,609.93	48.4%
<b>Total 391 · Proceeds-Gen. Fixed Asset Dispo</b>	166,135.87	7,000.00	159,135.87	2,373.4%

**BOROUGH OF CRAFTON**  
**GENERAL FUND FINANCIAL REPORT**

January 1, through December 31, 2020

	Jan - Dec 20	Budget	\$ Over Bu...	% of Bu...
<b>392 · Interfund Transfers</b>				
392.30 · Transfer from Capital Projects	29,468.78	7,469.00	21,999.78	394.5%
392.35 · Transfer from Highway Aid	176,959.64	174,000.00	2,959.64	101.7%
392.90 · Transfer - Unreserved Fund Bal.	0.00	145,160.00	-145,160.00	0.0%
<b>Total 392 · Interfund Transfers</b>	<b>206,428.42</b>	<b>326,629.00</b>	<b>-120,200.58</b>	<b>63.2%</b>
<b>Total Income</b>	<b>4,511,156.59</b>	<b>4,708,990.00</b>	<b>-197,833.41</b>	<b>95.8%</b>
<b>Gross Profit</b>	<b>4,511,156.59</b>	<b>4,708,990.00</b>	<b>-197,833.41</b>	<b>95.8%</b>
<b>Expense</b>				
<b>400 · Borough Council</b>				
400.05 · Salary - Council	8,335.87	8,400.00	-64.13	99.2%
400.24 · Council Meeting Expenses	855.58	1,000.00	-144.42	85.6%
400.42 · Subscriptions/Memberships-Boro	10,593.86	8,260.00	2,333.86	128.3%
400.46 · Meetings, Confrences & Training	9,849.48	6,000.00	3,849.48	164.2%
<b>Total 400 · Borough Council</b>	<b>29,634.79</b>	<b>23,660.00</b>	<b>5,974.79</b>	<b>125.3%</b>
<b>401 · Mayor</b>				
401.05 · Salary - Mayor	1,800.00	1,800.00	0.00	100.0%
401.42 · Subscriptions/Memberships-Mayor	140.00	130.00	10.00	107.7%
<b>Total 401 · Mayor</b>	<b>1,940.00</b>	<b>1,930.00</b>	<b>10.00</b>	<b>100.5%</b>
<b>402 · Auditing &amp; Financial Admin</b>				
402.31 · Auditing - Professional Auditor	12,899.81	12,500.00	399.81	103.2%
402.45 · Payroll Contract	6,194.83	6,800.00	-605.17	91.1%
<b>Total 402 · Auditing &amp; Financial Admin</b>	<b>19,094.64</b>	<b>19,300.00</b>	<b>-205.36</b>	<b>98.9%</b>
<b>403 · Tax Collection</b>				
403.11 · Salary - Property Tax Collector	480.00	480.00	0.00	100.0%
403.35 · Bonds - Property Tax Collector	544.00	544.00	0.00	100.0%
403.46 · Jordan-Liens-Revivals-SherSales	21,637.00	12,000.00	9,637.00	180.3%
403.461 · Jordan Tax - TCF Fees	18,491.58	18,000.00	491.58	102.7%
403.462 · Jordan Tax - R/E Tax Collec Fee	7,553.70	7,500.00	53.70	100.7%
403.463 · Jordan Tax-Prior R/E Tax Fee	7,075.75	16,000.00	-8,924.25	44.2%
403.47 · Jordan Act 511 Fees	5,290.98	8,000.00	-2,709.02	66.1%
403.48 · Jordan-Act 32 SWTax District	16,007.49	15,500.00	507.49	103.3%
403.76 · Rad Tax Payment	3,919.41	2,500.00	1,419.41	156.8%
<b>Total 403 · Tax Collection</b>	<b>80,999.91</b>	<b>80,524.00</b>	<b>475.91</b>	<b>100.6%</b>
<b>404 · Solicitor/Legal Services</b>				
404.31 · Solicitor Expenses	98,663.04	50,000.00	48,663.04	197.3%
404.40 · Legal-Litigation	0.00	1,000.00	-1,000.00	0.0%
<b>Total 404 · Solicitor/Legal Services</b>	<b>98,663.04</b>	<b>51,000.00</b>	<b>47,663.04</b>	<b>193.5%</b>
<b>405 · Administrative Staff</b>				
405.10 · Salary - Manager	123,358.84	78,795.00	44,563.84	156.6%
405.11 · Salary - Treasurer	3,000.00	3,000.00	0.00	100.0%
405.12 · Salary - Full Time Staff	85,518.52	85,696.00	-177.48	99.8%
405.14 · Salary - Assistant Manager	23,437.53			
405.15 · Administrative Intern	1,306.50	3,500.00	-2,193.50	37.3%
405.154 · Health & Accident & STD	1,490.53	1,000.00	490.53	149.1%
405.156 · Hospitalization	66,537.87	58,000.00	8,537.87	114.7%
405.161 · Social Security	17,099.62	13,000.00	4,099.62	131.5%
405.162 · Unemployment Compensation	1,448.16	1,100.00	348.16	131.7%
405.163 · FSA	1,168.98	1,500.00	-331.02	77.9%
405.164 · HRA	1,109.42	3,000.00	-1,890.58	37.0%
405.33 · Transportation Reimbursement	408.60	250.00	158.60	163.4%
405.35 · Bonds	951.00	1,000.00	-49.00	95.1%
405.354 · Worker's Compensation	721.28	650.00	71.28	111.0%
405.42 · Dues, Subscriptions, Membership	119.00	900.00	-781.00	13.2%
405.46 · Meetings, Conferences, Training	1,573.27	2,000.00	-426.73	78.7%
<b>Total 405 · Administrative Staff</b>	<b>329,249.12</b>	<b>253,391.00</b>	<b>75,858.12</b>	<b>129.9%</b>

**BOROUGH OF CRAFTON**  
**GENERAL FUND FINANCIAL REPORT**

January 1, through December 31, 2020

	Jan - Dec 20	Budget	\$ Over Bu...	% of Bu...
<b>406 · General Administration</b>				
406.21 · Office Supplies/Postage	3,191.51	4,000.00	-808.49	79.8%
406.26 · Minor Equipment	696.28	1,500.00	-803.72	46.4%
406.32 · Communications	4,205.66	4,500.00	-294.34	93.5%
406.34 · Advertising	7,166.30	3,500.00	3,666.30	204.8%
406.356 · Drug & Alcohol Testing	0.00	200.00	-200.00	0.0%
406.37 · Maint. & Repairs Equipment	158.55	2,000.00	-1,841.45	7.9%
406.38 · Equipment Rentals	10,268.89	11,000.00	-731.11	93.4%
406.74 · Major Equipment	95.89	3,000.00	-2,904.11	3.2%
<b>Total 406 · General Administration</b>	<b>25,783.08</b>	<b>29,700.00</b>	<b>-3,916.92</b>	<b>86.8%</b>
<b>407-408 · Data Processing</b>				
407.25 · Computer HW/SW Maint	317.95	400.00	-82.05	79.5%
407.32 · IT Expenses	14,005.30	12,000.00	2,005.30	116.7%
407.42 · Subscription Service/SaaS	30,172.00	17,620.00	12,552.00	171.2%
<b>Total 407-408 · Data Processing</b>	<b>44,495.25</b>	<b>30,020.00</b>	<b>14,475.25</b>	<b>148.2%</b>
<b>408 · Engineering Fees</b>				
408.31 · Engineering - General Services	87,410.08	45,000.00	42,410.08	194.2%
408.315 · Engineering - Retainer	1,200.00	1,200.00	0.00	100.0%
<b>Total 408 · Engineering Fees</b>	<b>88,610.08</b>	<b>46,200.00</b>	<b>42,410.08</b>	<b>191.8%</b>
<b>409 · Municipal Properties</b>				
409.21 · Maintenance Supplies	710.93	1,650.00	-939.07	43.1%
409.36 · Utilities	19,543.77	23,000.00	-3,456.23	85.0%
409.361 · Utilities - District Magistrate	5,059.12	6,500.00	-1,440.88	77.8%
409.37 · Repairs/Maintenance	14,445.12	20,000.00	-5,554.88	72.2%
409.371 · Repairs/Maint- Dist. Magistrate	1,744.22	2,000.00	-255.78	87.2%
409.45 · Contracts - Custodian/Mats	9,469.82	11,000.00	-1,530.18	86.1%
409.50 · Municipal Prop. Misc.	4,623.09	5,600.00	-976.91	82.6%
409.71 · Cap Improvements - Dist. Magist	6,615.59	5,000.00	1,615.59	132.3%
409.76 · Deposit/Refunds-Community Room	2,100.00	1,700.00	400.00	123.5%
<b>Total 409 · Municipal Properties</b>	<b>64,311.66</b>	<b>76,450.00</b>	<b>-12,138.34</b>	<b>84.1%</b>
<b>410 · Police Services</b>				
410.12 · Salaries - Police Officers	748,681.21	753,100.00	-4,418.79	99.4%
410.121 · Salary - Chief	105,842.80	100,395.00	5,447.80	105.4%
410.13 · Longevity - Police	5,250.00	5,500.00	-250.00	95.5%
410.14 · Salary - Police Secretary	34,006.20	36,500.00	-2,493.80	93.2%
410.154 · Health & Accident & STD	3,788.55	4,500.00	-711.45	84.2%
410.156 · Hospitalization	127,518.15	135,000.00	-7,481.85	94.5%
410.161 · Social Security	77,817.20	79,000.00	-1,182.80	98.5%
410.162 · Unemployment Compensation	4,931.80	5,500.00	-568.20	89.7%
410.163 · FSA	3,927.76	5,500.00	-1,572.24	71.4%
410.164 · HRA	3,452.47	6,000.00	-2,547.53	57.5%
410.18 · Wages - Crossing Guards	46,381.60	89,100.00	-42,718.40	52.1%
410.181 · Wages - Jail Guards	620.00	1,000.00	-380.00	62.0%
410.19 · O.T. Police (see 380.12 Reimb.)	23,072.45	20,000.00	3,072.45	115.4%
410.191 · Court /School - Reimb Expenses	2,095.00	3,500.00	-1,405.00	59.9%
410.192 · Court Overtime	38,312.24	50,000.00	-11,687.76	76.6%
410.193 · DANET O.T. (See 380.05 offset)	2,385.31	4,000.00	-1,614.69	59.6%
410.21 · Office Supplies/Postage	2,386.05	2,800.00	-413.95	85.2%
410.22 · Ammunition	1,110.35	1,500.00	-389.65	74.0%
410.23 · Uniform Allowance	8,332.34	12,550.00	-4,217.66	66.4%
410.232 · Uniform Allowance - Crossing Gu	229.55	500.00	-270.45	45.9%
410.24 · Fuel Expense	12,339.24	11,000.00	1,339.24	112.2%
410.25 · Maintenance Equip.-Supplies	2,592.16	2,800.00	-207.84	92.6%
410.26 · Minor Equipment	4,038.48	5,000.00	-961.52	80.8%
410.32 · Communications	10,296.17	10,500.00	-203.83	98.1%
410.321 · IT Expense	6,340.50	7,000.00	-659.50	90.6%
410.354 · Worker's Compensation	48,713.92	46,100.00	2,613.92	105.7%
410.355 · Worker's Comp.--School Guards	2,453.32	6,300.00	-3,846.68	38.9%
410.37 · Vehicle Maintenance	6,327.01	6,500.00	-172.99	97.3%
410.42 · Dues Police Chief	1,025.00	1,000.00	25.00	102.5%
410.421 · Dues - Police Officers	675.00	1,000.00	-325.00	67.5%
410.45 · Animal Control	3,600.00	4,000.00	-400.00	90.0%

**BOROUGH OF CRAFTON**  
**GENERAL FUND FINANCIAL REPORT**

January 1, through December 31, 2020

	Jan - Dec 20	Budget	\$ Over Bu...	% of Bu...
410.53 · Civil Service Commission	0.00	300.00	-300.00	0.0%
410.74 · Capital Outlay	57,872.01	90,000.00	-32,127.99	64.3%
410.75 · Training - Police Officers	3,223.70	7,000.00	-3,776.30	46.1%
410.751 · Training - Police Chief	75.00	1,000.00	-925.00	7.5%
410.76 · Computer Expense	2,692.00	6,000.00	-3,308.00	44.9%
410.77 · Video Recording Devices	26,122.00	8,000.00	18,122.00	326.5%
<b>Total 410 · Police Services</b>	<b>1,428,526.54</b>	<b>1,529,445.00</b>	<b>-100,918.46</b>	<b>93.4%</b>
<b>411 · Fire Protection</b>				
411.02 · Foreign Fire Relief	28,254.32	27,000.00	1,254.32	104.6%
411.22 · Operating Supplies	873.03			
411.23 · Minor Equip. Repair	6,063.67			
411.231 · Minor Equip. Purchase	27,548.38			
411.24 · Fuel, Oil	3,272.79			
411.32 · Communications	3,148.69			
411.354 · Worker's Compensation	15,251.00	17,000.00	-1,749.00	89.7%
411.37 · Vehicle Maintenance	5,338.59			
411.38 · Hydrant Rental	22,367.88	23,800.00	-1,432.12	94.0%
411.45 · Equip. Inspection & Testing	7,324.40			
411.53 · Annual Contribution	40,000.00	116,500.00	-76,500.00	34.3%
411.70 · Major Equipment	19,095.00			
411.90 · Trf to Fire Equip Fund	37,400.00	37,400.00	0.00	100.0%
411.901 · Trf to Minor Equip. SCBA Fund	184,000.00	22,000.00	162,000.00	836.4%
<b>Total 411 · Fire Protection</b>	<b>399,937.75</b>	<b>243,700.00</b>	<b>156,237.75</b>	<b>164.1%</b>
<b>413-414 · Code Enforcement &amp; Zoning</b>				
413.14 · Zoning Inspections	11,748.50	9,500.00	2,248.50	123.7%
413.15 · Wages - Part Time Staff	21,156.28	29,000.00	-7,843.72	73.0%
413.161 · Social Security	1,618.52	2,000.00	-381.48	80.9%
413.162 · Unemployment Compensation	285.00	500.00	-215.00	57.0%
413.21 · Office Supplies	282.99	700.00	-417.01	40.4%
413.24 · Fuel	98.84	500.00	-401.16	19.8%
413.28 · Uniforms	160.75	250.00	-89.25	64.3%
413.32 · Communic/Internet - Ord. Offcr	2,017.09	2,200.00	-182.91	91.7%
413.354 · Worker's Compensation	50.60	70.00	-19.40	72.3%
413.37 · Vehicle Repairs	4,219.21	1,500.00	2,719.21	281.3%
413.45 · Demolition-Blight Props	164.96	40,000.00	-39,835.04	0.4%
413.46 · Training & Education	0.00	1,500.00	-1,500.00	0.0%
413.47 · Bldg Permit DCED	189.00	300.00	-111.00	63.0%
414.12 · Bldg Permit-Inspection Fees	12,573.42	13,500.00	-926.58	93.1%
414.14 · ZHB - Court Reporter/Sec'y	0.00	500.00	-500.00	0.0%
414.21 · ZHB Office-Adv-Postage	0.00	200.00	-200.00	0.0%
414.31 · ZHB Legal Services	0.00	1,200.00	-1,200.00	0.0%
414.46 · Recodify Boro Ordinances	1,195.00	4,000.00	-2,805.00	29.9%
<b>Total 413-414 · Code Enforcement &amp; Zoning</b>	<b>55,760.16</b>	<b>107,420.00</b>	<b>-51,659.84</b>	<b>51.9%</b>
<b>427 · Sanitation Contract</b>				
427.10 · Garbage Contract	487,017.60	487,018.00	-0.40	100.0%
427.12 · Recycling Contract	77,822.40	77,822.00	0.40	100.0%
<b>Total 427 · Sanitation Contract</b>	<b>564,840.00</b>	<b>564,840.00</b>	<b>0.00</b>	<b>100.0%</b>
<b>430 · Public Works Department</b>				
430.10 · Salary - P/W Foreman	63,035.63	78,280.00	-15,244.37	80.5%
430.14 · Salaries - Full Time Employees	334,165.12	330,000.00	4,165.12	101.3%
430.15 · Wages - Reg. Overtime Pay	3,535.32	5,000.00	-1,464.68	70.7%
430.154 · Health & Accident & STD	2,169.00	2,600.00	-431.00	83.4%
430.156 · Hospitalization	91,796.73	100,000.00	-8,203.27	91.8%
430.16 · Wages - P/W Part Time	12,397.50	2,000.00	10,397.50	619.9%
430.161 · Social Security	33,577.92	33,200.00	377.92	101.1%
430.162 · Unemployment Compensation	2,785.12	2,700.00	85.12	103.2%
430.163 · FSA	2,489.50	3,000.00	-510.50	83.0%
430.164 · HRA	3,508.92	5,000.00	-1,491.08	70.2%
430.18 · Wages - P/W Seasonal Employment	22,990.00	23,000.00	-10.00	100.0%
430.21 · Public Works - Misc. Supplies	3,076.44	2,500.00	576.44	123.1%
430.23 · Uniforms	7,727.41	6,000.00	1,727.41	128.8%
430.24 · Fuel	12,231.34	12,000.00	231.34	101.9%

**BOROUGH OF CRAFTON  
GENERAL FUND FINANCIAL REPORT**

January 1, through December 31, 2020

	Jan - Dec 20	Budget	\$ Over Bu...	% of Bu...
430.25 · Repairs - Maintenance	25,931.62	12,000.00	13,931.62	216.1%
430.26 · Small Tools	3,665.11	2,500.00	1,165.11	146.6%
430.32 · Communications	6,918.21	3,500.00	3,418.21	197.7%
430.354 · Worker's Compensation	27,458.96	27,600.00	-141.04	99.5%
430.356 · Drug/Alcohol Testing	56.60	500.00	-443.40	11.3%
430.36 · Utilities	5,148.11	7,000.00	-1,851.89	73.5%
430.37 · Vehicle Repairs	24,945.00	14,000.00	10,945.00	178.2%
430.42 · Licenses, Permits and Training	357.15	800.00	-442.85	44.6%
430.74 · Vehicle Capital Purchase	3,602.16	7,000.00	-3,397.84	51.5%
432.14 · Wages - Snow Removal Overtime	7,304.03	10,000.00	-2,695.97	73.0%
432.22 · Anti-Skid Materials	17,997.35	55,000.00	-37,002.65	32.7%
433.22 · Signs & Posts	4,632.19	3,000.00	1,632.19	154.4%
433.45 · Traffic Signals Maintenance	5,582.15	2,000.00	3,582.15	279.1%
433.451 · Traffic Signals - Elect. Supply	4,839.17	6,500.00	-1,660.83	74.4%
434.45 · Street Lighting - Elect. Supply	97,893.10	85,000.00	12,893.10	115.2%
435.22 · Material - Curbing Supplies	62.36	500.00	-437.64	12.5%
435.245 · Material - Stairs and Sidewalks	872.32	4,000.00	-3,127.68	21.8%
438.22 · Material- Roads Supplies	8,687.15	10,000.00	-1,312.85	86.9%
438.38 · Rental Equipment	8,082.25	5,000.00	3,082.25	161.6%
<b>Total 430 · Public Works Department</b>	<b>849,520.94</b>	<b>861,180.00</b>	<b>-11,659.06</b>	<b>98.6%</b>
<b>452-453 · Swimming Pool Expenses</b>				
452.14 · Wages - Pool Personnel	-20.94	73,000.00	-73,020.94	-0.0%
452.15 · Wages - Pool Concess.	0.00	12,000.00	-12,000.00	0.0%
452.161 · Social Security	0.00	7,000.00	-7,000.00	0.0%
452.162 · Unemployment Compensation	0.00	2,300.00	-2,300.00	0.0%
452.20 · Pool Lic., Pmts, Trng, Clnrc	171.00	1,500.00	-1,329.00	11.4%
452.21 · Maintenance Supplies	0.00	2,200.00	-2,200.00	0.0%
452.22 · Pool Filter- Repairs & Supplies	0.00	12,000.00	-12,000.00	0.0%
452.23 · Operating Supplies	2,090.52	4,000.00	-1,909.48	52.3%
452.24 · Supplies - Concession Stand	29.52	14,000.00	-13,970.48	0.2%
452.25 · Pool- Repairs & Maintenance	979.75	3,000.00	-2,020.25	32.7%
452.26 · Pool Minor Equipment	0.00	2,000.00	-2,000.00	0.0%
452.27 · Computer H/W & Internet	846.28	1,000.00	-153.72	84.6%
452.32 · Communications	615.17	500.00	115.17	123.0%
452.354 · Worker's Compensation	2,100.80	5,500.00	-3,399.20	38.2%
452.36 · Utilities	4,620.05	12,800.00	-8,179.95	36.1%
452.37 · Pool & Building - Rep/Maint	0.00	3,000.00	-3,000.00	0.0%
452.371 · Concession - Rep/Maint/Eq	0.00	2,500.00	-2,500.00	0.0%
452.72 · Capital Improvements	187,420.50	5,000.00	182,420.50	3,748.4%
<b>Total 452-453 · Swimming Pool Expenses</b>	<b>198,852.65</b>	<b>163,300.00</b>	<b>35,552.65</b>	<b>121.8%</b>
<b>453 · Recreation Expenses</b>				
453.23 · Sr. Dinner (offset 367.50)	237.25	8,000.00	-7,762.75	3.0%
453.37 · Maint/Repairs - Mini Golf	27.61	300.00	-272.39	9.2%
453.49 · Rec. Activities - Expenses	2,316.72	700.00	1,616.72	331.0%
453.72 · Recreation Fundraising Purchase	0.00	7,000.00	-7,000.00	0.0%
<b>Total 453 · Recreation Expenses</b>	<b>2,581.58</b>	<b>16,000.00</b>	<b>-13,418.42</b>	<b>16.1%</b>
<b>454 · Parks</b>				
454.25 · Maintenance Supplies	3,561.12	1,000.00	2,561.12	356.1%
454.26 · Minor Equipment	498.88	2,500.00	-2,001.12	20.0%
454.36 · Utilities	3,060.29	5,000.00	-1,939.71	61.2%
454.37 · Maintenance - Repairs Services	11,048.85	24,000.00	-12,951.15	46.0%
454.75 · Park Equip.- Cap.Improvements	15,865.02	5,000.00	10,865.02	317.3%
454.76 · Deposit/Refunds - Park Shelters	1,350.00	1,500.00	-150.00	90.0%
<b>Total 454 · Parks</b>	<b>35,384.16</b>	<b>39,000.00</b>	<b>-3,615.84</b>	<b>90.7%</b>
<b>455 · Shade Trees</b>				
455.22 · Shade Tree Operating Supplies	137.52	500.00	-362.48	27.5%
455.37 · Shade Tree Health Maintenance	65,771.25	60,000.00	5,771.25	109.6%
455.44 · Shade Tree - Arborist	0.00	1,500.00	-1,500.00	0.0%
455.45 · Tree Plantings	2,871.00	3,000.00	-129.00	95.7%
455.46 · Boro Gardens	328.32	700.00	-371.68	46.9%
<b>Total 455 · Shade Trees</b>	<b>69,108.09</b>	<b>65,700.00</b>	<b>3,408.09</b>	<b>105.2%</b>

**BOROUGH OF CRAFTON**  
**GENERAL FUND FINANCIAL REPORT**

January 1, through December 31, 2020

	Jan - Dec 20	Budget	\$ Over Bu...	% of Bu...
<b>456 · Libraries</b>				
456.54 · Annual Contributions	82,000.00	82,000.00	0.00	100.0%
<b>Total 456 · Libraries</b>	82,000.00	82,000.00	0.00	100.0%
<b>457-459 · Community Activities</b>				
457.295 · Seasonal Decorations	345.37	650.00	-304.63	53.1%
457.50 · Military Banner Expenses	1,123.74	2,200.00	-1,076.26	51.1%
458.22 · Community Center Supplies	250.00	250.00	0.00	100.0%
459.56 · Borough Tributes	498.67	400.00	98.67	124.7%
459.57 · Misc. Contributions	249.75	200.00	49.75	124.9%
<b>Total 457-459 · Community Activities</b>	2,467.53	3,700.00	-1,232.47	66.7%
<b>462-463 · Community &amp; Economic Develop</b>				
462.22 · Newsletter-Printing/Postage	6,825.21	14,000.00	-7,174.79	48.8%
462.34 · Advertising & Promotions	2,108.92	2,000.00	108.92	105.4%
462.72 · Design & Mobility Improvements	3,162.50	60,000.00	-56,837.50	5.3%
<b>Total 462-463 · Community &amp; Economic Develop</b>	12,096.63	76,000.00	-63,903.37	15.9%
<b>471 · Debt Services - Principal</b>				
471.35 · Heavy Equipment Lease	13,260.25	12,881.00	379.25	102.9%
471.351 · Dump Truck Lease	22,642.78	22,422.00	220.78	101.0%
<b>Total 471 · Debt Services - Principal</b>	35,903.03	35,303.00	600.03	101.7%
<b>472 · Debt Services - Interest</b>				
472.35 · Heavy Equipment Lease	977.15	1,357.00	-379.85	72.0%
472.351 · Dump Truck Lease	2,834.78	3,055.00	-220.22	92.8%
<b>Total 472 · Debt Services - Interest</b>	3,811.93	4,412.00	-600.07	86.4%
<b>483 · Agency And Trust</b>				
483.01 · Police Pension Contrib.	47,288.75	42,000.00	5,288.75	112.6%
483.10 · Police Pension Fund MMO	77,408.00	68,500.00	8,908.00	113.0%
483.30 · Employee Pension Fund MMO	108,163.00	86,915.00	21,248.00	124.4%
<b>Total 483 · Agency And Trust</b>	232,859.75	197,415.00	35,444.75	118.0%
<b>486 · Insurance</b>				
486.01 · Compreh. Liability/Property Ins	84,619.00	84,000.00	619.00	100.7%
486.03 · Drug Screening	113.20	2,000.00	-1,886.80	5.7%
486.81 · Property Loss Claims-Borough	3,400.78	10,000.00	-6,599.22	34.0%
<b>Total 486 · Insurance</b>	88,132.98	96,000.00	-7,867.02	91.8%
<b>491 · Refunds of Prior Year Expenses</b>				
491.02 · RE Tax Refund - Prior	611.26	2,000.00	-1,388.74	30.6%
491.03 · Refunds - LST	34.00	400.00	-366.00	8.5%
491.06 · Refunds - Trash Collection	0.00	300.00	-300.00	0.0%
491.50 · Service Tax Credit - R/E Refund	865.42	1,100.00	-234.58	78.7%
491.51 · Service Tax Credit - EIT Refund	774.00	1,300.00	-526.00	59.5%
<b>Total 491 · Refunds of Prior Year Expenses</b>	2,284.68	5,100.00	-2,815.32	44.8%
<b>492 · Interfund Operating Transfers</b>				
492.04 · Transfer to Celebrates Fund	0.00	6,300.00	-6,300.00	0.0%
<b>Total 492 · Interfund Operating Transfers</b>	0.00	6,300.00	-6,300.00	0.0%
<b>499 · Emergency Declaration Expenses</b>				
499.99 · COVID-19 Expenses	17,815.82			
<b>Total 499 · Emergency Declaration Expenses</b>	17,815.82			
<b>Total Expense</b>	4,864,665.79	4,708,990.00	155,675.79	103.3%
<b>Net Income</b>	<u>-353,509.20</u>	<u>0.00</u>	<u>-353,509.20</u>	<u>100.0%</u>



# Road Tax Fund FINANCIAL REPORT

January 1, through December 31, 2020

	<u>Jan - Dec 20</u>	<u>Budget</u>	<u>\$ Over Budget</u>	<u>% of B...</u>
<b>Income</b>				
301.10 Road Tax - Current	477,707.21	490,679.00	-12,971.79	97.4%
301.20 Road Tax - Prior	18,008.34	20,000.00	-1,991.66	90.0%
319.01 Road Tax Pen/Int	2,866.19	5,000.00	-2,133.81	57.3%
354.03 Green Light-Go Disburse	663,504.53			
380.01 Refund Prior Expenses	0.00	0.00	0.00	0.0%
392.31 TRF- Road Fund Reserve	0.00	465,379.00	-465,379.00	0.0%
<b>Total Income</b>	<u>1,162,086.27</u>	<u>981,058.00</u>	<u>181,028.27</u>	<u>118.5%</u>
<b>Gross Profit</b>	1,162,086.27	981,058.00	181,028.27	118.5%
<b>Expense</b>				
408.31 Engineering - Roads	46,523.50	90,000.00	-43,476.50	51.7%
408.315 Engineering - GLG	44,811.37			
421.00 Bank Fees	0.00	0.00	0.00	0.0%
433.603 GLG - Grant Expenditure	727,252.27			
437.25 Equipment Repairs	2,327.45	3,000.00	-672.55	77.6%
438.22 In-House Paving Material	2,408.57	17,000.00	-14,591.43	14.2%
438.45 Road - Contract Services	5,100.85	40,000.00	-34,899.15	12.8%
439.45 Road Paving Program	302,384.58	403,045.00	-100,660.42	75.0%
439.455 Road Program-Prior Year	176,420.87	300,000.00	-123,579.13	58.8%
491.10 Tax Refunds - Current	1,539.89	1,000.00	539.89	154.0%
491.20 Tax Refund - Prior	207.04	1,000.00	-792.96	20.7%
492.30 Trf. to Capital Projects	0.00	126,013.00	-126,013.00	0.0%
<b>Total Expense</b>	<u>1,308,976.39</u>	<u>981,058.00</u>	<u>327,918.39</u>	<u>133.4%</u>
<b>Net Income</b>	<u><u>-146,890.12</u></u>	<u><u>0.00</u></u>	<u><u>-146,890.12</u></u>	<u><u>100.0%</u></u>

# Sewer Fund FINANCIAL REPORT

January 1, through December 31, 2020

	Jan - Dec 20	Budget	\$ Over Bu...	% of Bu...
<b>Income</b>				
319 · Interest/Penalty-Jordan	16,013.48	16,000.00	13.48	100.1%
341 · Interest				
341.01 · Interest on Investments	7,387.40	25,000.00	-17,612.60	29.5%
341 · Interest - Other	15.40			
<b>Total 341 · Interest</b>	<b>7,402.80</b>	<b>25,000.00</b>	<b>-17,597.20</b>	<b>29.6%</b>
357 · Grants				
357.04 · Miscellaneous Grants	0.00	94,053.00	-94,053.00	0.0%
<b>Total 357 · Grants</b>	<b>0.00</b>	<b>94,053.00</b>	<b>-94,053.00</b>	<b>0.0%</b>
364 · Sewer User Fees				
364.10 · Sewer User Fees - Current	2,049,859.45	2,074,000.00	-24,140.55	98.8%
364.101 · Sewer User Fees - Delinq.	18,662.58	12,000.00	6,662.58	155.5%
<b>Total 364 · Sewer User Fees</b>	<b>2,068,522.03</b>	<b>2,086,000.00</b>	<b>-17,477.97</b>	<b>99.2%</b>
380-392 · Other Revenue				
380.00 · Alcosan Billing Reimb.	7,339.02	7,500.00	-160.98	97.9%
382 · Misc Income	105.68			
383.10 · Sewer Tap In Fees	5,700.00			
392.08 · Trf from Sewer Fund Reserve	0.00	34,000.00	-34,000.00	0.0%
<b>Total 380-392 · Other Revenue</b>	<b>13,144.70</b>	<b>41,500.00</b>	<b>-28,355.30</b>	<b>31.7%</b>
<b>Total Income</b>	<b>2,105,083.01</b>	<b>2,262,553.00</b>	<b>-157,469.99</b>	<b>93.0%</b>
<b>Gross Profit</b>	<b>2,105,083.01</b>	<b>2,262,553.00</b>	<b>-157,469.99</b>	<b>93.0%</b>
<b>Expense</b>				
408 · Engineering				
408.310 · General Projects	34,697.92	50,000.00	-15,302.08	69.4%
<b>Total 408 · Engineering</b>	<b>34,697.92</b>	<b>50,000.00</b>	<b>-15,302.08</b>	<b>69.4%</b>
408.314 · Engineering - GROW Projects	384,471.10	10,000.00	374,471.10	3,844.7%
408.316 · Engineering - Consent Order	81,631.60	90,000.00	-8,368.40	90.7%
421 · Office Supplies-Postage	2,219.41	1,000.00	1,219.41	221.9%
425 · Maint/Rep.Materials	23,833.02	4,000.00	19,833.02	595.8%
430 · Sewer Repair Work	17,641.69	25,000.00	-7,358.31	70.6%
432 · Prof. Services - Legal	1,469.43			
436 · Backflow Prevenson				
436.10 · Backflow Prevention Program	0.00	8,000.00	-8,000.00	0.0%
<del>436 · Backflow Prevenson - Other</del>	1,098,189.15	1,106,000.00	-7,810.85	99.3%
<b>Total 436 · Backflow Prevenson</b>	<b>1,098,189.15</b>	<b>1,114,000.00</b>	<b>-15,810.85</b>	<b>98.6%</b>
437 · Equipment Repairs	11,908.21	5,000.00	6,908.21	238.2%
438 · Fuel - Sweeper- Trk#108	4,101.09	5,000.00	-898.91	82.0%
442 · Dues - Permits	3,228.00	7,920.00	-4,692.00	40.8%
445 · Vactor charge	9,600.00	4,000.00	5,600.00	240.0%
446 · Munic. Claim Commission	9,100.60	4,000.00	5,100.60	227.5%
471 · Debt Services - Principal				
470.1 · Principal - Pennvest I	55,463.40	55,378.00	85.40	100.2%
471.1 · Interest - Pennvest I	10,873.68	10,960.00	-86.32	99.2%
471.35 · Principal - PNC - ELGIN Sweeper	51,259.64	51,260.00	-0.36	100.0%
<b>Total 471 · Debt Services - Principal</b>	<b>117,596.72</b>	<b>117,598.00</b>	<b>-1.28</b>	<b>100.0%</b>
472 · Debt Services - Interest				
470.2 · Principal - Pennvest II	40,219.54	40,100.00	119.54	100.3%
471.2 · Interest - Pennvest II	8,332.22	8,450.00	-117.78	98.6%
472.35 · Interest - PNC - ELGIN Sweeper	7,849.48	7,850.00	-0.52	100.0%
<b>Total 472 · Debt Services - Interest</b>	<b>56,401.24</b>	<b>56,400.00</b>	<b>1.24</b>	<b>100.0%</b>
473.702 · General Project Construction	43,843.29	205,000.00	-161,156.71	21.4%
473.704 · GROW Project Construction	281,924.38	95,053.00	186,871.38	296.6%
473.706 · Consent Order - Contract Work	75,188.47	400,000.00	-324,811.53	18.8%
475 · Cap Equipment Purchases	73,156.40			
491 · Refunds	5,899.11	3,500.00	2,399.11	168.5%
492.18 · Transfer to Capital Projects	0.00	65,082.00	-65,082.00	0.0%

ALCOSAN PMTS

	<u>Jan - Dec 20</u>	<u>Budget</u>	<u>\$ Over Bu...</u>	<u>% of Bu...</u>
<b>Total Expense</b>	<u>2,336,100.83</u>	<u>2,262,553.00</u>	<u>73,547.83</u>	<u>103.3%</u>
<b>Net Income</b>	<u><u>-231,017.82</u></u>	<u><u>0.00</u></u>	<u><u>-231,017.82</u></u>	<u><u>100.0%</u></u>

**Capital Projects Reserve Fund**  
**CAPITAL PROJECT RESERVE FUND FINANCIAL REPORT**  
 January 1, through December 31, 2020

	<u>Jan - Dec...</u>	<u>Budget</u>	<u>\$ Over Bud...</u>	<u>% of B...</u>
<b>Income</b>				
<b>355 - State Grants</b>				
355.08-Sewer & Water	0.00	0.00	0.00	0.0%
355.09-Facilities	0.00	0.00	0.00	0.0%
355.10-Public Safety	0.00	0.00	0.00	0.0%
355.13-Blight Remediation	0.00	0.00	0.00	0.0%
355.30-General Infrastructure	0.00	0.00	0.00	0.0%
355.31-Road & Street	0.00	704,051.00	-704,051.00	0.0%
355.54-Parks & Recreation	0.00	175,000.00	-175,000.00	0.0%
355.62-Community Development	0.00	0.00	0.00	0.0%
355.90-Other/Misc State Grants	0.00	0.00	0.00	0.0%
<b>Total 355 - State Grants</b>	<b>0.00</b>	<b>879,051.00</b>	<b>-879,051.00</b>	<b>0.0%</b>
<b>357 - County &amp; Agency Grants</b>				
357.08-Sewer & Water	12,120.00	507,000.00	-494,880.00	2.4%
357.09-Facilities	0.00	0.00	0.00	0.0%
357.10-Public Safety	0.00	0.00	0.00	0.0%
357.13-Blight Remediation	0.00	0.00	0.00	0.0%
357.30-General Infrastructure	0.00	28,000.00	-28,000.00	0.0%
357.31-Road & Street	0.00	0.00	0.00	0.0%
357.54-Parks & Recreation	0.00	200,000.00	-200,000.00	0.0%
357.62-Community Development	0.00	0.00	0.00	0.0%
357.90-Other/Misc. Grants	125,000.00	0.00	125,000.00	100.0%
<b>Total 357 - County &amp; Agency Grants</b>	<b>137,120.00</b>	<b>735,000.00</b>	<b>-597,880.00</b>	<b>18.7%</b>
<b>392 - Interfund Transfers</b>				
392.01-Trf from General Fund	184,000.00	0.00	184,000.00	100.0%
392.08-Trf from Sewer Fund	0.00	65,082.00	-65,082.00	0.0%
392.31-Trf from Road Fund	0.00	126,013.00	-126,013.00	0.0%
<b>Total 392 - Interfund Transfers</b>	<b>184,000.00</b>	<b>191,095.00</b>	<b>-7,095.00</b>	<b>96.3%</b>
<b>393 - Reserve Transfers</b>				
393.01-Trf from Unreserved Fund	0.00	0.00	0.00	0.0%
393.08-Trf from Sewer Reserve	0.00	102,918.00	-102,918.00	0.0%
393.18-Trf from Cap. Proj. Resv	0.00	0.00	0.00	0.0%
393.31-Trf from Road Reserve	0.00	0.00	0.00	0.0%
<b>Total 393 - Reserve Transfers</b>	<b>0.00</b>	<b>102,918.00</b>	<b>-102,918.00</b>	<b>0.0%</b>
<b>399 - Other Revenues &amp; Payments</b>				
399.01-Miscellaneous	0.00	0.00	0.00	0.0%
399.05-Refunds	0.00	0.00	0.00	0.0%
<b>Total 399 - Other Revenues &amp; Payments</b>	<b>0.00</b>	<b>0.00</b>	<b>0.00</b>	<b>0.0%</b>
<b>Total Income</b>	<b>321,120.00</b>	<b>1,908,064.00</b>	<b>-1,586,944.00</b>	<b>16.8%</b>
<b>Expense</b>				
<b>408 - Engineering</b>				
408.08-Sewer & Water	0.00	225,000.00	-225,000.00	0.0%
408.09-Facilities	0.00	0.00	0.00	0.0%
408.10-Public Safety	0.00	0.00	0.00	0.0%
408.13-Blight Remediation	0.00	0.00	0.00	0.0%
408.30-General Infrastructure	0.00	0.00	0.00	0.0%
408.31-Road & Street	0.00	52,000.00	-52,000.00	0.0%
408.54-Parks & Recreation	0.00	38,000.00	-38,000.00	0.0%
408.62-Community Development	0.00	0.00	0.00	0.0%
408.90-Other/Misc. Projects	0.00	0.00	0.00	0.0%
<b>Total 408 - Engineering</b>	<b>0.00</b>	<b>315,000.00</b>	<b>-315,000.00</b>	<b>0.0%</b>
<b>470 - General Project Expenses</b>				
470.08-Sewer & Water	0.00	450,000.00	-450,000.00	0.0%
470.09-Facilities	0.00	0.00	0.00	0.0%
470.10-Public Safety	286,556.00	0.00	286,556.00	100.0%
470.13-Blight Remediation	0.00	0.00	0.00	0.0%
470.30-General Infrastructure	0.00	28,000.00	-28,000.00	0.0%
470.31-Road & Street	0.00	780,064.00	-780,064.00	0.0%
470.54-Parks & Recreation	0.00	335,000.00	-335,000.00	0.0%
470.62-Community Development	0.00	0.00	0.00	0.0%

	<u>Jan - Dec...</u>	<u>Budget</u>	<u>\$ Over Bud...</u>	<u>% of B...</u>
<b>470.90-Other/Misc. Projects</b>	29,468.78	0.00	29,468.78	100.0%
<b>Total 470 - General Project Expenses</b>	<u>316,024.78</u>	<u>1,593,064.00</u>	<u>-1,277,039.22</u>	<u>19.8%</u>
<b>Total Expense</b>	<u>316,024.78</u>	<u>1,908,064.00</u>	<u>-1,592,039.22</u>	<u>16.6%</u>
<b>Net Income</b>	<u><u>5,095.22</u></u>	<u><u>0.00</u></u>	<u><u>5,095.22</u></u>	<u><u>100.0%</u></u>

1:52 PM  
 01/26/21  
 Cash Basis

## Crafton Celebrates Financial Report

January 1, through December 31, 2020

	<u>Jan - ...</u>	<u>Budget</u>	<u>\$ Over B...</u>	<u>% of ...</u>
<b>Income</b>				
367.00 - Celebrates Income	300.00	34,000.00	-33,700.00	0.9%
391.01 Trf from General Fund	0.00	6,300.00	-6,300.00	0.0%
<b>Total Income</b>	<u>300.00</u>	<u>40,300.00</u>	<u>-40,000.00</u>	<u>0.7%</u>
<b>Expense</b>				
457.01 Celebrates Expense				
457.21 Misc. Expenses	289.99	200.00	89.99	145.0%
457.22 Marketing & Mailers	0.00	2,500.00	-2,500.00	0.0%
457.31 Celebrates Fireworks	0.00	8,000.00	-8,000.00	0.0%
457.35 Event Security	0.00	1,100.00	-1,100.00	0.0%
457.38 Attractions & Rentals	0.00	20,000.00	-20,000.00	0.0%
457.381 Firecracker 5K	188.75			
457.39 Entertainment-Stage	0.00	3,500.00	-3,500.00	0.0%
457.391 Entertainment-Parade	-500.00	2,000.00	-2,500.00	-25.0%
457.41 Booth Expenses	0.00	3,000.00	-3,000.00	0.0%
<b>Total 457.01 Celebrates Expense</b>	<u>-21.26</u>	<u>40,300.00</u>	<u>-40,321.26</u>	<u>-0.1%</u>
<b>Total Expense</b>	<u>-21.26</u>	<u>40,300.00</u>	<u>-40,321.26</u>	<u>-0.1%</u>
<b>Net Income</b>	<u><u>321.26</u></u>	<u><u>0.00</u></u>	<u><u>321.26</u></u>	<u><u>100.0%</u></u>

**BOROUGH OF CRAFTON  
POLICE DEPARTMENT**

**MARK A. SUMPTER**  
CHIEF OF POLICE

100 STOTZ AVENUE  
CRAFTON, PENNSYLVANIA 15205

**JAMES G. BLOOM**  
MAYOR



**January 21, 2021**

**Crafton Police responded to 182 complaints during the month of December 2020.**

The following 3 pages attached show a printout of the calls answered by Crafton Police.

Paid parking tags paid at the window – \$30.00  
Copies of Police Reports – \$180.00  
No solicitor permits were issued for the month of December  
No truck permits were issued for the month of December  
Fines collected by the Magistrate and paid to the borough for November - \$521.34  
There were 15 citations issued, 8 citation warnings, 2 parking tags, 0 AccuTrak - total 25

**Crafton Borough had 0 narcotic related calls for the month of December 2020.**

**Mileage on Police Cars:**

Unit # 11-1 - 2,211 miles ending at 23,891  
Unit # 11-2 - 2,684 miles ending at 29,465  
Unit # 11-3 - 137 miles ending at 67,533

Respectfully submitted,

*Barbara H. Berkhouse*  
Barbara H. Berkhouse  
Police Secretary

Calls for Service - by Keyword

CRAFTON BOROUGH



Incidents Reported Between 12/01/2020 and 12/31/2020

Code	Description	Primary Count	Secondary UCR Count		
			Code 2	Code 3	Code 4
<b>ACCIDENT M</b>					
3100	MOTOR VEHICLE ACCIDENTS	3			
6004	TRAFFIC ACC. INVOLVING PROPERTY DAMAGE	1			
6006	TRAFFIC ACCIDENT INVOLVING INJURY	1			
6008	ACCIDENT INVOLVING NONINJURY	1			
		<u>6</u>			
<b>ALARM</b>					
3810	SERVICE CALL-ALARMS-UNFOUNDED-EXCPT FIRE	19			
3840	FIRES (INCLUDING ALARMS-FOUNDED/UNFOUNDED)	3			
		<u>22</u>			
<b>ANIMAL</b>					
5502	ANIMAL COMPLAINTS - BARKING DOGS	1			
5510	ANIMAL COMPLAINTS - OTHER	1			
		<u>2</u>			ANIMAL CONTROL NOT NOTIFIED ON EITHER CALL
<b>ASSAULT</b>					
0410	ASSAULT - FIREARM	1			
0430	ASSAULT - OTHER DANGEROUS WEAPON	1			
0440	ASSAULT - HANDS, FISTS, FEET	1			
		<u>3</u>			
<b>ASSIST POL</b>					
7504	ASSIST OTHER AGENCIES - OTHER POLICE	3			
<b>CHECK WELF</b>					
3801	SERVICE CALL-CHECK WELFARE	7			
<b>CRIM MISCH</b>					
1440	CRIMINAL MISCHIEF - ALL OTHER	1			
<b>DISORDERLY</b>					
2400	DISORDERLY CONDUCT	1			
2440	DISORDERLY CONDUCT-DISTURBING THE PEACE	1			
		<u>2</u>			
<b>DISTURBANC</b>					
3610	DISTURBANCES-NOISE	11			
3620	DISTURBANCES-OTHER (FIGHTS, DISPUTES, ETC)	14			
		<u>25</u>			
<b>DOA</b>					
3320	DOA	2			
<b>DOMESTIC</b>					
3600	DISTURBANCES-DOMESTIC	1			
<b>DUI</b>					
2111	DRIVING UNDER THE INFLUENCE - ALCOHOL	1			
2112	DRIVE UNDER INFLUENCE-ALCOHOL-IMPAIRED	1			
2121	DRIVE UNDER INFLUENCE - DRUGS	1			
		<u>3</u>			



**Calls for Service - by Keyword**

**CRAFTON BOROUGH**

**Incidents Reported Between 12/01/2020 and 12/31/2020**



Code	Description	Primary Count	Secondary UCR Count		
			Code 2	Code 3	Code 4
<b>ACCIDENT M</b>					
3100	MOTOR VEHICLE ACCIDENTS	3			
6004	TRAFFIC ACC. INVOLVING PROPERTY DAMAGE	1			
6006	TRAFFIC ACCIDENT INVOLVING INJURY	1			
6008	ACCIDENT INVOLVING NONINJURY	1			
		6			
<b>ALARM</b>					
3810	SERVICE CALL-ALARMS-UNFOUNDED-EXCPT FIRE	19			
3840	FIRES (INCLUDING ALARMS-FOUNDED/UNFOUNDED)	3			
		22			
<b>ANIMAL</b>					
5502	ANIMAL COMPLAINTS - BARKING DOGS	1			
5510	ANIMAL COMPLAINTS - OTHER	1			
		2			
<b>ASSAULT</b>					
0410	ASSAULT - FIREARM	1			
0430	ASSAULT - OTHER DANGEROUS WEAPON	1			
0440	ASSAULT - HANDS,FISTS,FEET	1			
		3			
<b>ASSIST POL</b>					
7504	ASSIST OTHER AGENCIES - OTHER POLICE	3			
<b>CHECK WELF</b>					
3801	SERVICE CALL-CHECK WELFARE	7			
<b>CRIM MISCH</b>					
1440	CRIMINAL MISCHIEF - ALL OTHER	1			
<b>DISORDERLY</b>					
2400	DISORDERLY CONDUCT	1			
2440	DISORDERLY CONDUCT-DISTURBING THE PEACE	1			
		2			
<b>DISTURBANC</b>					
3610	DISTURBANCES-NOISE	11			
3620	DISTURBANCES-OTHER (FIGHTS,DISPUTES,ETC)	14			
		25			
<b>DOA</b>					
3320	DOA	2			
<b>DOMESTIC</b>					
3600	DISTURBANCES-DOMESTIC	1			
<b>DUI</b>					
2111	DRIVING UNDER THE INFLUENCE - ALCOHOL	1			
2112	DRIVE UNDER INFLUENCE-ALCOHOL-IMPAIRED	1			
2121	DRIVE UNDER INFLUENCE - DRUGS	1			
		3			

**Calls for Service - by Keyword**

CRAFTON BOROUGH

Incidents Reported Between 12/01/2020 and 12/31/2020



Code	Description	Primary Count	Secondary UCR Count		
			Code 2	Code 3	Code 4
<b>ELECTRICAL</b>					
4026	NON-CRIMINAL-WIRES AND POLES DOWN	1			
<b>FOUND ANIM</b>					
5002	LOST & FOUND - FOUND ANIMAL	1			
<b>FOUND ARTI</b>					
5004	LOST & FOUND - FOUND ARTICLES	3			
<b>FRAUD</b>					
1100	FRAUD	6			
1150	FRAUD - CREDIT CARDS, ATM	1			
		<u>7</u>			
<b>HARASSMENT</b>					
2450	HARASSMENT	4			
<b>HAZARDOUS</b>					
3850	HAZARDOUS CONDITIONS	2			
<b>HIT AND RU</b>					
8519	HIT AND RUN ACCIDENT	5			
<b>LOCKOUT</b>					
3860	SERVICE CALL-LOCKOUTS (VEHICLE/BLDG)	1			
<b>MEDICAL</b>					
3870	MEDICAL EMERGENCY	3			
7008	PUBLIC SERVICES - MEDICAL ASSISTANCE	5			
		<u>8</u>			
<b>MENTAL</b>					
3400	MENTAL HEALTH	5			
<b>MISSING PE</b>					
5010	LOST & FOUND - MISSING JUVENILE FEMALE	1			
5012	LOST & FOUND - MISSING JUVENILE MALE	1			
		<u>2</u>			
<b>OPEN DOOR</b>					
4014	NON-CRIMINAL-INVESTIGATE OPEN DOOR,ETC.	1			
<b>RAPE</b>					
0214	RAPE BY FORCE-OTHER FORCIBLE MEANS	1			
<b>SUSP PERSN</b>					
4022	NON-CRIMINAL - SUSPICIOUS PERSON	1			

**Calls for Service - by Keyword**



**CRAFTON BOROUGH**

**Incidents Reported Between 12/01/2020 and 12/31/2020**

Code	Description	Primary Count	Secondary UCR Count		
			Code 2	Code 3	Code 4
<b>SUSPICIOUS</b>					
3500	SUSPICIOUS PERSONS,AUTOS,CIRCUMSTANCES	18			
<b>SVC CALL</b>					
3800	SERVICE CALL-MISCELLANEOUS	12			
<b>THEFT</b>					
0614	THEFT-\$200 & OVER-FROM AUTO (EXCPT 0615)	2			
0629	THEFT-\$50 TO \$200-ALL OTHER	1			
0633	THEFT-UNDER \$50-RETAIL THEFT	4			
0634	THEFT-UNDER \$50-FROM AUTO (EXCEPT 0635)	4			
0639	THEFT-UNDER \$50-ALL OTHER	2			
		<u>13</u>			
<b>THEFT MV</b>					
0710	MOTOR VEHICLE THEFT-AUTO	2			
<b>TRAF CIT</b>					
CITT	TRAFFIC CITATION				<del>5</del>
<b>TRAFFIC</b>					
3900	TRAFFIC & PARKING PROBLEMS	16			
<b>TRESPASS</b>					
2660	TRESPASSING OF REAL PROPERTY	1			
<b>WATER LEAK</b>					
4024	NON-CRIMINAL - WATER LEAKS,MAINS, ETC.	1			
	<b>Total Calls</b>	<u>187</u>			<u>5</u>
					182

# NORTHWEST EMS

366 HELEN STREET  
MCKEES ROCKS PA 15136  
412-331-2600 DISPATCH  
412-331-3133 FAX



## Crafton Borough Report December 2020

### Total Run Numbers:

- Total Emergency and Non-Emergency 911 Responses: **57**  
Average Response Time (E0-E4): **6 min. 29 sec.**
- Total Emergency 911 Response: **51**  
Average Response Time (E0-E3): **6 min. 39 sec.**
- Total Highest Priority Response: **18**  
Average Response Time (E0-E1): **4 min. 44 sec.**

### Response Times by Category and NFPA Compliance:

- E0 Response: **7**  
Average Response Time: **4 min. 07 sec.**  
NFPA Compliance: **100%**
- E1 Response: **11**  
Average Response Time: **5 min. 09 sec.**  
NFPA Compliance: **100%**
- E0 + E1 Response: **18**  
Average Response Time: **4 min. 44 sec.**  
NFPA Compliance: **100%**
- E2 Response: **20**  
Average Response Time: **7 min. 12 sec.**
- E3 Response: **13**  
Average Response Time: **8 min. 20 sec.**
- E4 Response: **6**  
Average Response Time: **5 min. 04 sec.**

### Standbys:

- Scott Township EMS (Station 740) Standby Request: **0**  
Calls Given to Station 740 in Crafton: **0**
  - Ingram EMS (Station 760) Standby Request: **0**  
Calls Given to Station 760 in Crafton: **0**
  - Robinson EMS (Station 810) Standby Request: **0**  
Calls Given to Station 810 in Crafton: **1**
  
  - NorthWest EMS Requested for Mutual Aide:  
Calls Taken for Station 810: **0**  
Calls Taken for Station 760: **28**  
Calls Taken for Station 740: **0**  
Calls Taken for Station 815: **0**
- Submitted by: Brandon Rowland 412-331-2600 [Browland@northwestems.net](mailto:Browland@northwestems.net)

Date Enroute	Response Code	Dispatch Time	On Scene Time	Response Time	Ref. Address Line 1 and Line 2	Unit	Outcome
12/1/2020	E2	05:24:47	05:28:49	00:04:02	25 E CRAFTON AVE	1914	Heritage Valley - Kennedy
12/1/2020	E3	17:03:42	17:18:38	00:14:56	25 E CRAFTON AVE	1901	Mercy
12/3/2020	E4	11:20:32	11:23:33	00:03:01	61 WOODLAWN AVE	1914	No Patient Found
12/3/2020	E3	15:45:39	15:58:36	00:12:57	90 E CRAFTON AVE	1915	WPIC
12/4/2020	E3	01:55:59	02:06:22	00:10:23	100 STOTZ AVE	1907	AGH
12/4/2020	E3	16:20:16	16:23:19	00:03:03	1215 FOSTER AVE	1901	Heritage Valley - Kennedy
12/4/2020	E3	18:43:22	18:56:28	00:13:06	104 W STEUBEN ST	1909	VA - Oakland
12/5/2020	E1	00:08:55	00:16:00	00:07:05	25 E CRAFTON AVE	1907	Refused
12/6/2020	E4	06:32:32	06:37:12	00:04:40	1215 FOSTER AVE	1914	No Patient Found
12/6/2020	E1	15:13:42	15:18:57	00:05:15	1215 FOSTER AVE	1914	No Patient Found
12/7/2020	E2	00:11:42	00:14:51	00:03:09	25 E CRAFTON AVE	1914	St. Clair
12/7/2020	E2	09:49:16	09:53:15	00:03:59	25 E CRAFTON AVE	1914	No Patient Found
12/7/2020	E2	13:15:50	13:22:32	00:06:42	242 EWING RD	1914	Mercy
12/7/2020	E1	19:54:41	19:59:33	00:04:52	1215 FOSTER AVE	1914	AGH
12/8/2020	E3	03:52:43	03:56:27	00:03:44	41 W STEUBEN ST	1914	Mercy
12/8/2020	E0	16:07:45	16:10:34	00:02:49	15 DINSMORE AVE	1909	AGH
12/8/2020	E2	18:52:09	19:00:58	00:08:49	11 N LINWOOD AVE	1901	Mercy
12/9/2020	E2	07:37:40	07:43:06	00:05:26	1215 FOSTER AVE	1914	Refused
12/11/2020	E2	15:10:57	15:19:00	00:08:03	185 NOBLE AVE	Squad 1952	Dead at Scene
12/11/2020	E3	23:53:58	23:59:23	00:05:25	1215 FOSTER AVE	1903	AGH
12/12/2020	E1	22:20:17	22:25:07	00:04:50	246 NOBLE AVE	1903	Mercy
12/12/2020	E2	23:03:56	23:14:33	00:10:37	173 S LINWOOD AVE	Squad 1952	Dead at Scene
12/13/2020	E2	17:12:00	17:15:30	00:03:30	82 DINSMORE AVE	1903	St. Clair
12/14/2020	E2	13:37:27	13:44:27	00:07:00	131 BRADFORD AVE	1903	Refused
12/16/2020	E3	10:30:33	10:37:57	00:07:24	23 THOMAS ST	1904	Refused
12/16/2020	E2	12:43:51	12:53:43	00:09:52	52 AFTON AVE	1907	AGH
12/17/2020	E2	13:16:42	13:25:19	00:08:37	72 E CRAFTON AVE	1907	AGH
12/18/2020	E1	09:45:42	09:50:44	00:05:02	1215 FOSTER AVE	1907	Heritage Valley - Kennedy
12/18/2020	E4	10:10:21	10:10:25	00:00:04	1763 CRAFTON BLVD	1903	Shadyside
12/18/2020	E0	11:08:34	11:11:21	00:02:47	DUNCAN AVE/GLENN ST	1901	Mercy
12/19/2020	E4	07:34:39	07:38:55	00:04:16	1215 FOSTER AVE	1903	No Patient Found
12/19/2020	E1	17:59:32	18:02:37	00:03:05	15 DINSMORE AVE	1903	AGH
12/20/2020	E0	13:05:08	13:13:16	00:08:08	25 E CRAFTON AVE	1903	Mercy

12/20/2020	E1	22:33:40			270 W STEUBEN ST	1903	Cancelled
12/21/2020	E2	14:29:00	14:36:30	00:07:30	1215 FOSTER AVE	1907	Mercy
12/22/2020	E1	07:46:42	07:53:52	00:07:10	25 E CRAFTON AVE	1907	AGH
12/22/2020	E0	09:28:13	09:30:24	00:02:11	100 STOTZ AVE	1903	Mercy
12/22/2020	E2	16:52:58	16:57:24	00:04:26	48 MAPLEWOOD AVE	1903	No Patient Found
12/23/2020	E3	02:28:39	02:34:20	00:05:41	15 WARREN ST	1903	No Patient Found
12/23/2020	E4	11:50:44	11:56:15	00:05:31	15 CENTER ST	1903	No Patient Found
12/23/2020	E3	17:48:43	17:56:30	00:07:47	1215 FOSTER AVE	1909	AGH
12/24/2020	E0	13:46:49	13:50:12	00:03:23	15 FOSTER AVE	1907	Heritage Valley - Kennedy
12/24/2020	E1	19:01:54	19:05:16	00:03:22	249 NOBLE AVE	1907	St. Clair
12/25/2020	E0	18:31:29	18:38:12	00:06:43	1215 FOSTER AVE	1915	AGH
12/25/2020	E2	22:55:20	23:01:08	00:05:48	1215 FOSTER AVE	1907	Mercy
12/26/2020	E2	07:22:30	07:38:38	00:16:08	1215 FOSTER AVE	1901	Mercy
12/27/2020	E4	04:25:26	04:38:18	00:12:52	1215 FOSTER AVE	1901	Lift Assist, No Patient Transported
12/27/2020	E0	11:43:35	11:46:25	00:02:50	111 W STEUBEN ST	1907	St. Clair
12/27/2020	E1	21:54:37	21:59:31	00:04:54	1215 FOSTER AVE	1907	St. Clair
12/28/2020	E3	05:52:29	05:58:25	00:05:56	15 CENTER ST	1907	No Patient Found
12/28/2020	E2	07:13:10	07:18:49	00:05:39	426 MAXWELL ST	1907	AGH
12/28/2020	E1	16:51:42	16:57:41	00:05:59	11 N LINWOOD AVE	1903	Mercy
12/28/2020	E3	18:11:32	18:20:41	00:09:09	27 ELMWOOD ST	1907	WPIC
12/29/2020	E2	08:25:35	08:32:10	00:06:35	1759 CRAFTON BLVD	1903	St. Clair
12/29/2020	E2	11:17:21	11:25:22	00:08:01	426 MAXWELL ST	1903	AGH
12/31/2020	E3	08:12:29	08:21:17	00:08:48	41 HOME AVE	1903	AGH
12/31/2020	E2	10:26:00	10:36:07	00:10:07	1739 BARR AVE	1905	St. Clair

7	E0	00:04:07	
11	E1	00:05:09	00:04:44
20	E2	00:07:12	00:06:04
13	E3	00:08:20	00:06:39
6	E4	00:05:04	00:06:29

Total Calls

57

E0	00:02:49	E2	00:10:37	E3	00:08:48
E0	00:02:47	E2	00:03:30	E4	00:03:01
E0	00:08:08	E2	00:07:00	E4	00:04:40
E0	00:02:11	E2	00:09:52	E4	00:00:04
E0	00:03:23	E2	00:08:37	E4	00:04:16
E0	00:06:43	E2	00:07:30	E4	00:05:31
E0	00:02:50	E2	00:04:26	E4	0:12:52
E1	00:07:05	E2	00:05:48		
E1	00:05:15	E2	00:16:08		
E1	00:04:52	E2	00:05:39		
E1	00:04:50	E2	00:06:35		
E1	00:05:02	E2	00:08:01		
E1	00:03:05	E2	00:10:07		
E1		E3	00:14:56		
E1	00:07:10	E3	00:12:57		
E1	00:03:22	E3	00:10:23		
E1	00:04:54	E3	00:03:03		
E1	00:05:59	E3	00:13:06		
E2	00:04:02	E3	00:03:44		
E2	00:03:09	E3	00:05:25		
E2	00:03:59	E3	00:07:24		
E2	00:06:42	E3	00:05:41		
E2	00:08:49	E3	00:07:47		
E2	00:05:26	E3	00:05:56		
E2	00:08:03	E3	00:09:09		

# Building Inspection Report

## December 2020

### December Reports Received

(Attached)

Building Inspection Underwriters  
Allegheny County R/E Transfer

### Certificates & Permits Issued

Year End 2020

Rental Inspection Certificates Issued	78
Zoning Use/Occupancy Certificates Issued	120
Building/Zoning Permits Issued	64





## CRAFTON PUBLIC LIBRARY BOARD REPORT JANUARY 2021

### NOVEMBER VIRTUAL ENGAGEMENT

POST	REACH	ACTIONS	VIEWS	MINUTES VIEWED
Crafton's Crafters: Fletcher's Falling Leaves	148	8	-	-
LIYLR 31: Jeremy Draws a Monster	180	13	53	27
LIYLR 31: Five Little Monsters	167	16	45	18
#WeLoveOurPatrons Campaign	233	11	-	-
Crafton's Crafters: Because of an Acorn	185	13	-	-
Thank you, Veterans!	162	15	-	-
LIYLR 32: Deep in the Woods	217	15	50	40
LIYLR 32: Here is a House	192	6	44	12
Crafton's Celebration of Lights	178	12	-	-
Crafton's Crafters: The Snowy Day	196	16	-	-
LIYLR 33: Tad	192	17	56	45
LIYLR 33: Two Little Frogs	864	17	83	24
Important Closure Update	181	17	-	-
Nature Explorer Settlers Cabin Share	140	15	-	-
Crafton's Crafters: Winnie the Pooh	153	7	-	-
LIYLR 34: Home is a Window	162	16	68	34
Family Drive-Thru Event Flyer	1,493	97	-	-
<b>VIRTUAL TOTALS</b>	<b>5,043</b>	<b>311</b>	<b>710</b>	<b>345</b>

## NOVEMBER TEEN DISCORD PROGRAMS

DATE	PROGRAM	ATTENDEES
11/2	Hangout Hour	1
11/5	Anime Club	3
11/10	Hangout Hour	2
11/12	Anime Club	2
11/17	Hangout Hour	2
11/19	Anime Club	3
11/24	Hangout Hour	2
<b>TEEN TOTALS</b>		<b>15</b>

## DECEMBER TEEN DISCORD PROGRAMS

DATE	PROGRAM	ATTENDEES
12/1	Hangout Hour	2
12/3	Anime Club	3
12/8	Hangout Hour	3
12/10	Anime Club	2
12/15	Hangout Hour	1
12/17	Anime Club	2
12/22	Hangout Hour	2
12/29	Hangout Hour	1
12/31	Anime Club	3
<b>TEEN TOTALS</b>		<b>19</b>

## DECEMBER VIRTUAL ENGAGEMENT

POST	REACH	ACTIONS	VIEWS	MINUTES VIEWED
Hours Update	338	16	-	-
Crafton's Crafters: Moomins	181	12	-	-
PBT Nutcracker Share	129	7	-	-
Family Coding Night Share	136	2	-	-
Crafton's Crafters: Totoro	189	12	-	-
LIYLR 35: Idea Jar	635	73	298	86
Family Drive-Thru Event @ CPL Share	187	20	-	-
DIY Paper Chain Snowman	131	14	71	50
Family Drive-Thru Event Photo	1,018	263	-	-
Family Drive-Thru Event Follow-Up	385	36	-	-
Crafton's Crafters: Making a Friend	127	7	-	-
DIY Sewn Tree Holiday Card	150	19	63	51
Virtual Santa Visit Share	56	11	-	-
DIY Hot Cocoa Mug	191	14	72	23
Crafton's Crafters: Brick by Brick	114	3	-	-
Night Before Christmas Storytime	146	14	58	36
LIYLR 36: Bird, Balloon, Bear	142	13	75	28
<b>VIRTUAL TOTALS</b>	<b>4,255</b>	<b>536</b>	<b>637</b>	<b>274</b>

## NOVEMBER CIRCULATION

CIRCULATION	Percent	Quantity
Adult Books	36.1 %	344
Adult Media	14.9 %	142
YA Books	2.3 %	22
Children & Middle Grade Books	43.3 %	413
Children & Middle Grade Media	3.4 %	32
<b>CIRCULATION TOTALS</b>	<b>100 %</b>	<b>953</b>

## NOVEMBER eCIRCULATION

<b>TOTAL</b>
1,235

## DECEMBER CIRCULATION

CIRCULATION	Percent	Quantity
Adult Books	38.9 %	314
Adult Media	16.2 %	131
YA Books	4.3 %	35
Children & Middle Grade Books	38.2 %	308
Children & Middle Grade Media	2.4 %	19
<b>CIRCULATION TOTALS</b>	<b>100 %</b>	<b>807</b>

## DECEMBER eCIRCULATION

<b>TOTAL</b>
1,268