

**BOROUGH OF CRAFTON
TREASURER'S REPORT
December 31, 2018**

DEMAND DEPOSITS

Balance to General Fund	419,771.82	
Total Receipts	287,265.72	
Subtotal	707,037.54	
Total Disbursements	-354,911.15	
General Fund		352,126.39
Payroll Account		5,537.00
Alcosan		6,203.97
Capital Projects Reserve Fund		119,040.22
Fire Equipment Fund		1,099.27
Road Tax Fund		537,659.64
Insurance Escrow		1.00
Med Saver		1,355.58
Crafton Celebrates		18,135.07
Planning Commission		700.00
Total Demand Deposits		1,041,858.14

INVESTMENTS

Pennsylvania Local Government Trust General Fund		1,176,460.81
Pennsylvania Local Government Trust Sewer Account		1,374,112.59
Pennsylvania Local Government Trust Highway Aid		29,792.87
PNC DB Trust Police Pension		4,232,821.58
PNC DB Trust Employee Pension		1,262,940.19
Total Investments		8,076,128.04

TOTAL DEMAND DEPOSITS AND INVESTMENT ACCOUNTS

9,117,986.18



Annette M. Lherbier, Treasurer

BOROUGH OF CRAFTON
GENERAL FUND FINANCIAL REPORT

January 1, through December 31, 2018

	Jan - Dec 18	Budget	\$ Over Bu...	% of Bu...
Income				
301 · Real Estate Taxes				
301.10 · Real Estate - Current	1,416,621.53	1,390,000.00	26,621.53	101.9%
301.20 · Real Estate - Prior Year	1,211.97	5,000.00	-3,788.03	24.2%
301.50 · Real Estate - Delinq/Leined	53,522.28	55,000.00	-1,477.72	97.3%
Total 301 · Real Estate Taxes	1,471,355.78	1,450,000.00	21,355.78	101.5%
310 · Act 511 Taxes				
310.10 · Real Estate Transfer Tax	70,604.47	58,000.00	12,604.47	121.7%
310.21 · EIT - Current	624,836.97	556,500.00	68,336.97	112.3%
310.22 · EIT - Prior	204,995.08	250,000.00	-45,004.92	82.0%
310.23 · EIT - Delinquent	34,822.13	50,000.00	-15,177.87	69.6%
310.31 · Mercantile - Current	103,630.78	100,000.00	3,630.78	103.6%
310.32 · Mercantile - Prior	146.36			
310.36 · Business Priviledge - Current	62,127.35	60,000.00	2,127.35	103.5%
310.51 · Local Service Tax - Current	49,415.18	45,000.00	4,415.18	109.8%
Total 310 · Act 511 Taxes	1,150,578.32	1,119,500.00	31,078.32	102.8%
319 · Penalty/Interest				
319.01 · P&I - Real Estate Tax	3,463.35	5,000.00	-1,536.65	69.3%
319.02 · P&I - Delinq. Real Estate Tax	27,743.77	25,000.00	2,743.77	111.0%
319.12 · P&I - EIT	1,488.86	1,000.00	488.86	148.9%
319.122 · P&I - Delinq. EIT	2,209.84	5,000.00	-2,790.16	44.2%
319.13 · P&I - Mercantile	44.64	500.00	-455.36	8.9%
319.15 · P&I - Local Service Tax	0.39			
319.18 · P&I - Business Priviledge	721.14	500.00	221.14	144.2%
319.20 · Magistrate/Other See #331.12	169.45	500.00	-330.55	33.9%
319.30 · P/I - Garbage Coll See#364.36	3,688.88	2,000.00	1,688.88	184.4%
319.302 · P/I - Garbage Del See #364.362	18,064.83	15,000.00	3,064.83	120.4%
Total 319 · Penalty/Interest	57,595.15	54,500.00	3,095.15	105.7%
321 · Business Licenses & Permits				
321.61 · Soliciting Permits	1,100.00	250.00	850.00	440.0%
321.75 · Mechanical Devices	4,800.00	4,000.00	800.00	120.0%
321.80 · Cable Franchise Fees	104,431.60	112,000.00	-7,568.40	93.2%
321.90 · Business Licenses	2,350.00	2,500.00	-150.00	94.0%
Total 321 · Business Licenses & Permits	112,681.60	118,750.00	-6,068.40	94.9%
322 · Non-Business Licenses & Permits				
322.80 · Street Openings	13,422.00	8,000.00	5,422.00	167.8%
322.81 · Street Pole Permits	210.00	0.00	210.00	100.0%
322.83 · Truck Parking Permits	280.00	100.00	180.00	280.0%
Total 322 · Non-Business Licenses & Permits	13,912.00	8,100.00	5,812.00	171.8%
331 · Fines & Forfeits				
331.13 · Fines-Magis/County See#331.10	31,487.46	40,000.00	-8,512.54	78.7%
331.14 · M/Veh Violations/State Police	4,345.60	4,000.00	345.60	108.6%
Total 331 · Fines & Forfeits	35,833.06	44,000.00	-8,166.94	81.4%
341-342 · Interest, Rents & Royalties				
341.01 · Income on Investments	20,553.17	1,500.00	19,053.17	1,370.2%
342.00 · Rental Income	26,060.28	25,000.00	1,060.28	104.2%
Total 341-342 · Interest, Rents & Royalties	46,613.45	26,500.00	20,113.45	175.9%
354 · State Grant Proceeds				
354.15 · Act 101 Recycling Grant	10,156.00	4,000.00	6,156.00	253.9%
354.20 · Miscellaneous Grants	0.00	1,000.00	-1,000.00	0.0%
Total 354 · State Grant Proceeds	10,156.00	5,000.00	5,156.00	203.1%
355 · State Shared Revenues & Entitle				
355.01 · PURTA	3,154.12	3,000.00	154.12	105.1%
355.04 · Liquor Licenses	1,000.00	1,000.00	0.00	100.0%
355.05 · Pension State Aid	131,162.87	115,000.00	16,162.87	114.1%
355.07 · Foreign Fire Fund	25,721.61	29,000.00	-3,278.39	88.7%
355.09 · Act 13 Impact Fee	1,002.63	700.00	302.63	143.2%

BOROUGH OF CRAFTON GENERAL FUND FINANCIAL REPORT

January 1, through December 31, 2018

	Jan - Dec 18	Budget	\$ Over Bu...	% of Bu...
Total 355 · State Shared Revenues & Entitle	162,041.23	148,700.00	13,341.23	109.0%
357 · County Shared Revenue & Grants				
357.01 · 1% Sales Tax (RAD)	230,735.19	220,000.00	10,735.19	104.9%
Total 357 · County Shared Revenue & Grants	230,735.19	220,000.00	10,735.19	104.9%
358 · Intergov. Contract Services				
358.10 · Police Services-Thornburg	95,448.60	95,000.00	448.60	100.5%
358.11 · Fire Protection Services	8,500.08	8,500.00	0.08	100.0%
Total 358 · Intergov. Contract Services	103,948.68	103,500.00	448.68	100.4%
360-363 · Departmental Earnings				
361.00 · Jordan-Trash Bil Fee See#364.32	8,435.00	8,000.00	435.00	105.4%
361.34 · Hearing Fees-Zoning & Planning	0.00	1,000.00	-1,000.00	0.0%
361.70 · Police App Fees See#362.70	700.00	1,000.00	-300.00	70.0%
362.11 · Sale of Accident Reports	1,725.00	1,500.00	225.00	115.0%
362.141 · Crossing Guard Reimb.	45,567.20	45,000.00	567.20	101.3%
362.41 · Bldg./Elec. Permit See#362.40	11,701.25	10,000.00	1,701.25	117.0%
362.48 · Rental Inspection Fee	5,990.00	4,500.00	1,490.00	133.1%
362.50 · Zoning Use Permits See#361.33	4,125.00	4,000.00	125.00	103.1%
362.51 · Occupancy Permits See#362.45	6,480.00	6,500.00	-20.00	99.7%
362.55 · Other Permits Code Enforce	890.00	500.00	390.00	178.0%
363.51 · PennDot Snow Removal	8,420.62	7,000.00	1,420.62	120.3%
Total 360-363 · Departmental Earnings	94,034.07	89,000.00	5,034.07	105.7%
364 · Sanitation - Garbage Collection				
364.30 · Current Garbage Collection Fee	469,953.73	485,000.00	-15,046.27	96.9%
364.35 · Garbage Collection - Delinq.	65,070.97	50,000.00	15,070.97	130.1%
Total 364 · Sanitation - Garbage Collection	535,024.70	535,000.00	24.70	100.0%
367 · Recreation Fees				
367.10 · Minature Golf Pay to Play	135.00	100.00	35.00	135.0%
367.20 · Pool Passes	30,586.00	31,000.00	-414.00	98.7%
367.21 · Pool General Admission	51,059.77	40,000.00	11,059.77	127.6%
367.22 · Swimming Lessons	4,965.00	3,500.00	1,465.00	141.9%
367.23 · Pool/Mini Golf Rentals	5,275.00	4,500.00	775.00	117.2%
367.24 · AquaRobics	602.00	200.00	402.00	301.0%
367.25 · Chair Rentals-Locks	1,121.00	1,000.00	121.00	112.1%
367.30 · Sale of Wood Chips/Compost	15.00	100.00	-85.00	15.0%
367.40 · Pool Concessions	25,224.60	23,000.00	2,224.60	109.7%
367.41 · Community Room Fee See#367.15	3,190.00	2,000.00	1,190.00	159.5%
367.42 · Park Shelter Fee See#367.14	3,960.00	4,000.00	-40.00	99.0%
367.50 · Senior Dinner-Fees	3,190.52	2,000.00	1,190.52	159.5%
367.52 · Fundraising-Recreation	6,433.59	1,500.00	4,933.59	428.9%
Total 367 · Recreation Fees	135,757.48	112,900.00	22,857.48	120.2%
380 · Misc. Revenues				
380.01 · Refunds on Current Expenditures	5,488.50	1,000.00	4,488.50	548.9%
380.02 · Other	6,737.26	1,000.00	5,737.26	673.7%
380.03 · Insurance Dividends	46,016.90	35,000.00	11,016.90	131.5%
380.05 · Drug Task OT See#362.75	3,293.64	5,000.00	-1,706.36	65.9%
380.12 · Reimbursed-P/D OT See#362.74	22,788.12	0.00	22,788.12	100.0%
380.50 · Military Banner Receipts	3,230.00	2,000.00	1,230.00	161.5%
Total 380 · Misc. Revenues	87,554.42	44,000.00	43,554.42	199.0%
388 · Fiduciary Funds				
388.01 · Police Pension Contribution	42,317.41	35,000.00	7,317.41	120.9%
Total 388 · Fiduciary Funds	42,317.41	35,000.00	7,317.41	120.9%
391 · Proceeds-Gen. Fixed Asset Dispo				
391.20 · Compensation of Fixed Assets	8,688.74	5,000.00	3,688.74	173.8%
Total 391 · Proceeds-Gen. Fixed Asset Dispo	8,688.74	5,000.00	3,688.74	173.8%
392 · Interfund Transfers				
392.85 · Trf From Highway Aid	177,609.46	174,000.00	3,609.46	102.1%

BOROUGH OF CRAFTON GENERAL FUND FINANCIAL REPORT

January 1, through December 31, 2018

	Jan - Dec 18	Budget	\$ Over Bu...	% of Bu...
Total 392 · Interfund Transfers	177,609.46	174,000.00	3,609.46	102.1%
395 · Refunds of Prior Years				
399.00 · Sinking Fund Carryover	0.00	111,050.00	-111,050.00	0.0%
Total 395 · Refunds of Prior Years	0.00	111,050.00	-111,050.00	0.0%
Total Income	4,476,436.74	4,404,500.00	71,936.74	101.6%
Gross Profit	4,476,436.74	4,404,500.00	71,936.74	101.6%
Expense				
400 · Borough Council				
400.05 · Salary - Council	8,400.00	8,400.00	0.00	100.0%
400.24 · Council Meeting Expenses	2,906.41	500.00	2,406.41	581.3%
Total 400 · Borough Council	11,306.41	8,900.00	2,406.41	127.0%
400.0 · Borough Administration				
400.14 · Clerical - Full Time	38,500.08	38,500.00	0.08	100.0%
400.15 · Clerical (Intern)	1,950.50			
400.39 · Equipmt. Lease - Copier	8,884.64	8,000.00	884.64	111.1%
400.43 · Subscriptions-Dues	2,762.00	1,000.00	1,762.00	276.2%
406.46 · Training Seminars	6,498.00	5,000.00	1,498.00	130.0%
Total 400.0 · Borough Administration	58,595.22	52,500.00	6,095.22	111.6%
401 · Mayor				
401.05 · Salary - Mayor	1,800.00	1,800.00	0.00	100.0%
401.42 · Subscriptions/Memberships-Mayor	130.00	200.00	-70.00	65.0%
Total 401 · Mayor	1,930.00	2,000.00	-70.00	96.5%
402 · Auditing & Financial Admin				
402.31 · Auditing - Professional Auditor	12,071.25	12,500.00	-428.75	96.6%
402.45 · Payroll Contract	6,741.95	6,500.00	241.95	103.7%
Total 402 · Auditing & Financial Admin	18,813.20	19,000.00	-186.80	99.0%
403 · Tax Collection				
403.11 · Salary - Property Tax Collector	480.00	500.00	-20.00	96.0%
403.351 · Bonds- Prop.Tax Coll See#403.35	544.00	400.00	144.00	136.0%
403.46 · Jordan-Liens-Revivals-SherSales	1,380.00	15,000.00	-13,620.00	9.2%
403.461 · Jordan Tax - TCF Fees	15,938.28	18,000.00	-2,061.72	88.5%
403.462 · Jordan Tax - R/E Tax Collec Fee	7,553.70	7,500.00	53.70	100.7%
403.463 · Jordan Tax-Prior R/E Tax Fee	16,535.61	15,000.00	1,535.61	110.2%
403.47 · Jordan Act 511 Fees	7,897.42	10,000.00	-2,102.58	79.0%
403.48 · Jordan-Act 32 SWTax District	15,575.33	15,000.00	575.33	103.8%
403.76 · Rad Tax Payment	163.11	1,500.00	-1,336.89	10.9%
Total 403 · Tax Collection	66,067.45	82,900.00	-16,832.55	79.7%
404 · Solicitor/Legal Services				
404.31 · Solicitor Expenses	44,806.00	50,000.00	-5,194.00	89.6%
404.332 · Labor Counsel	27.00	1,000.00	-973.00	2.7%
404.40 · Legal-Litigation	1,144.00	1,000.00	144.00	114.4%
Total 404 · Solicitor/Legal Services	45,977.00	52,000.00	-6,023.00	88.4%
405 · Administrative Staff				
405.10 · Salary - Manager	86,101.46	90,500.00	-4,398.54	95.1%
405.11 · Salary - Treasurer	3,000.00	2,700.00	300.00	111.1%
405.12 · Salary - Full Time Staff	42,304.34	41,500.00	804.34	101.9%
405.154 · Health & Accident & STD	948.80	900.00	48.80	105.4%
405.156 · Hospitalization	55,351.69	58,000.00	-2,648.31	95.4%
405.161 · Social Security	13,354.23	13,000.00	354.23	102.7%
405.162 · Unemployment Compensation	1,151.77	1,000.00	151.77	115.2%
405.163 · FSA	880.34	1,500.00	-619.66	58.7%
405.164 · HRA	1,184.08	3,000.00	-1,815.92	39.5%
405.33 · Transportation Reimbursement	84.33	500.00	-415.67	16.9%
405.35 · Bonds	1,573.00	1,000.00	573.00	157.3%
405.354 · Worker's Compensation	503.88	1,000.00	-496.12	50.4%

BOROUGH OF CRAFTON GENERAL FUND FINANCIAL REPORT

January 1, through December 31, 2018

	Jan - Dec 18	Budget	\$ Over Bu...	% of Bu...
Total 405 · Administrative Staff	206,437.92	214,600.00	-8,162.08	96.2%
406 · General Administration				
406.21 · Office Supplies/Postage	4,102.63	4,000.00	102.63	102.6%
406.26 · Minor Equipment	2,475.65	500.00	1,975.65	495.1%
406.32 · Communications	4,097.48	4,500.00	-402.52	91.1%
406.34 · Advertising	8,034.30	2,500.00	5,534.30	321.4%
406.356 · Drug & Alcohol Testing	0.00	500.00	-500.00	0.0%
406.37 · Maint. & Repairs Equipment	5,217.32	3,500.00	1,717.32	149.1%
406.38 · Equipment Rentals	576.00	750.00	-174.00	76.8%
406.74 · Major Equipment	2,342.23	1,000.00	1,342.23	234.2%
Total 406 · General Administration	26,845.61	17,250.00	9,595.61	155.6%
407-408 · Other Professional Services				
407.25 · Computer HW/SW Maint	169.98	1,000.00	-830.02	17.0%
407.32 · IT Expenses	6,283.78	5,000.00	1,283.78	125.7%
408.31 · Engineering - General Services	22,929.80	50,000.00	-27,070.20	45.9%
408.315 · Engineering - Retainer	1,200.00	1,200.00	0.00	100.0%
Total 407-408 · Other Professional Services	30,583.56	57,200.00	-26,616.44	53.5%
409 · Municipal Properties				
409.21 · Maintenance Supplies	1,306.34	1,500.00	-193.66	87.1%
409.22 · Supplies District Court	500.00	500.00	0.00	100.0%
409.36 · Utilities	24,855.94	21,000.00	3,855.94	118.4%
409.361 · Utilities - District Magistrate	6,209.35	6,000.00	209.35	103.5%
409.37 · Repairs/Maintenance	29,218.34	15,000.00	14,218.34	194.8%
409.371 · Repairs/Maint- Dist. Magistrate	1,124.53	1,000.00	124.53	112.5%
409.45 · Contracts - Custodian/Mats	11,655.83	9,000.00	2,655.83	129.5%
409.50 · Municipal Prop. Misc.	5,979.10	1,500.00	4,479.10	398.6%
409.71 · Cap Improvements - Dist. Magist	0.00	1,000.00	-1,000.00	0.0%
409.76 · Refunds - Community Center	0.00	100.00	-100.00	0.0%
Total 409 · Municipal Properties	80,849.43	56,600.00	24,249.43	142.8%
410 · Police Services				
410.12 · Salaries - Police Officers	647,068.63	633,000.00	14,068.63	102.2%
410.121 · Salary - Chief	99,627.91	94,500.00	5,127.91	105.4%
410.13 · Longevity - Police	4,250.00	4,500.00	-250.00	94.4%
410.14 · Salary - Police Secretary	32,349.60	34,500.00	-2,150.40	93.8%
410.154 · Health & Accident & STD	3,893.40	4,000.00	-106.60	97.3%
410.156 · Hospitalization	120,293.56	125,000.00	-4,706.44	96.2%
410.161 · Social Security	74,728.56	71,000.00	3,728.56	105.3%
410.162 · Unemployment Compensation	5,246.56	8,000.00	-2,753.44	65.6%
410.163 · FSA	4,213.54	4,500.00	-286.46	93.6%
410.164 · HRA	4,512.21	6,000.00	-1,487.79	75.2%
410.18 · Wages - Crossing Guards	84,180.80	84,000.00	180.80	100.2%
410.181 · Wages - Jail Guards	525.00	1,000.00	-475.00	52.5%
410.19 · O.T. Police (see 380.12 Reimb.)	30,049.95	20,000.00	10,049.95	150.2%
410.191 · Court /School - Reimb Expenses	1,961.00	2,000.00	-39.00	98.1%
410.192 · Court Overtime	59,072.48	45,000.00	14,072.48	131.3%
410.193 · DANET O.T. (See 380.05 offset)	3,354.15	5,000.00	-1,645.85	67.1%
410.21 · Office Supplies/Postage	1,930.50	3,000.00	-1,069.50	64.4%
410.22 · Ammunition	1,458.44	1,500.00	-41.56	97.2%
410.23 · Uniform Allowance	8,022.39	7,700.00	322.39	104.2%
410.232 · Uniform Allowance - Crossing Gu	400.93	1,000.00	-599.07	40.1%
410.24 · Fuel Expense	12,599.86	13,000.00	-400.14	96.9%
410.25 · Maintenance Equip.-Supplies	1,948.63	3,500.00	-1,551.37	55.7%
410.26 · Minor Equipment	1,715.94	10,000.00	-8,284.06	17.2%
410.32 · Communications	9,119.00	11,000.00	-1,881.00	82.9%
410.321 · IT Expense	4,719.00	5,000.00	-281.00	94.4%
410.354 · Worker's Compensation	37,775.66	42,000.00	-4,224.34	89.9%
410.355 · Worker's Comp.--School Guards	5,351.56	6,500.00	-1,148.44	82.3%
410.37 · Vehicle Maintenance	6,633.66	8,000.00	-1,366.34	82.9%
410.42 · Dues Police Chief	914.50	900.00	14.50	101.6%
410.421 · Dues - Police Officers	900.00	700.00	200.00	128.6%
410.45 · Animal Control	3,645.00	4,800.00	-1,155.00	75.9%
410.53 · Civil Service Commission	2,888.13	4,000.00	-1,111.87	72.2%

BOROUGH OF CRAFTON
GENERAL FUND FINANCIAL REPORT

January 1, through December 31, 2018

	Jan - Dec 18	Budget	\$ Over Bu...	% of Bu...
410.74 · Capital Outlay	0.00	33,000.00	-33,000.00	0.0%
410.75 · Training - Police Officers	6,582.23	8,000.00	-1,417.77	82.3%
410.751 · Training - Police Chief	245.00	1,000.00	-755.00	24.5%
410.76 · Computer Expense	4,213.45	5,000.00	-786.55	84.3%
410.77 · Video Recording Devices	5,547.04	8,000.00	-2,452.96	69.3%
Total 410 · Police Services	1,291,938.27	1,319,600.00	-27,661.73	97.9%
411 · Fire Protection				
411.02 · Foreign Fire Relief	25,721.61	28,000.00	-2,278.39	91.9%
411.10 · Physicals-Annual CVFD	2,969.00	6,000.00	-3,031.00	49.5%
411.22 · Operating Supplies	2,599.60	2,500.00	99.60	104.0%
411.23 · Minor Equip. Repair	3,065.08	5,000.00	-1,934.92	61.3%
411.231 · Minor Equip. Purchase	7,729.95	5,000.00	2,729.95	154.6%
411.24 · Fuel, Oil	6,658.18	4,500.00	2,158.18	148.0%
411.32 · Communications	6,606.32	5,000.00	1,606.32	132.1%
411.354 · Worker's Compensation	22,706.00	18,000.00	4,706.00	126.1%
411.37 · Vehicle Maintenance	5,860.62	10,000.00	-4,139.38	58.6%
411.38 · Hydrant Rental	23,335.12	24,000.00	-664.88	97.2%
411.45 · Equip. Inspection & Testing	5,649.50	8,000.00	-2,350.50	70.6%
411.53 · Annual Contribution	40,000.00	40,000.00	0.00	100.0%
411.70 · Major Equipment	22,589.23	20,000.00	2,589.23	112.9%
411.90 · Trf to Fire Equip Fund	37,400.00	37,400.00	0.00	100.0%
411.901 · Trf to Minor Equip. SCBA Fund	22,000.00	22,000.00	0.00	100.0%
Total 411 · Fire Protection	234,890.21	235,400.00	-509.79	99.8%
413-414 · Code Enforcement & Zoning				
413.12 · Salary - Fire Marshal	0.00	500.00	-500.00	0.0%
413.13 · Salary - Ordinance Officer	13,323.30	5,000.00	8,323.30	266.5%
413.14 · Zoning Inspections	8,490.10	9,000.00	-509.90	94.3%
413.161 · Social Security	1,019.17	500.00	519.17	203.8%
413.162 · Unemployment Compensation	112.93	250.00	-137.07	45.2%
413.21 · Office Supplies	965.25	200.00	765.25	482.6%
413.24 · Fuel	544.49	500.00	44.49	108.9%
413.32 · Communic/Internet - Ord. Offcr	2,651.53	1,500.00	1,151.53	176.8%
413.354 · Worker's Compensation	18.90	500.00	-481.10	3.8%
413.37 · Vehicle Repairs	1,653.52	1,500.00	153.52	110.2%
413.41 · Public Nuisance Remediation-Exp	3,600.00			
413.45 · Demolition-Blight Props	35,455.36	25,000.00	10,455.36	141.8%
413.46 · Training & Education	1,418.50	1,000.00	418.50	141.9%
413.47 · Bldg Permit DCED	179.00	200.00	-21.00	89.5%
414.12 · Bldg Permit-Inspection Fees	8,176.20	12,000.00	-3,823.80	68.1%
414.14 · ZHB - Court Reporter/Sec'y	0.00	500.00	-500.00	0.0%
414.21 · ZHB Office-Adv-Postage	0.00	250.00	-250.00	0.0%
414.31 · ZHB Legal Services	0.00	2,000.00	-2,000.00	0.0%
414.46 · Recodify Boro Ordinances	1,195.00	1,500.00	-305.00	79.7%
Total 413-414 · Code Enforcement & Zoning	78,803.25	61,900.00	16,903.25	127.3%
427 · Sanitation Contract				
427.10 · Garbage Contract	456,579.00	458,000.00	-1,421.00	99.7%
427.12 · Recycling Contract	73,115.40	75,000.00	-1,884.60	97.5%
Total 427 · Sanitation Contract	529,694.40	533,000.00	-3,305.60	99.4%
430 · Public Works Department				
430.10 · Salary - P/W Supervisor	70,500.00	70,500.00	0.00	100.0%
430.14 · Salaries - Full Time Employees	311,000.80	311,000.00	0.80	100.0%
430.15 · Wages - Reg. Overtime Pay	6,306.21	3,000.00	3,306.21	210.2%
430.154 · Health & Accident & STD	2,569.80	2,500.00	69.80	102.8%
430.156 · Hospitalization	97,757.06	103,000.00	-5,242.94	94.9%
430.16 · Wages - P/W Part Time	0.00	1,000.00	-1,000.00	0.0%
430.161 · Social Security	31,923.31	27,000.00	4,923.31	118.2%
430.162 · Unemployment Compensation	2,583.90	3,000.00	-416.10	86.1%
430.163 · FSA	2,251.55	3,000.00	-748.45	75.1%
430.164 · HRA	2,318.78	5,500.00	-3,181.22	42.2%
430.18 · Wages - P/W Seasonal Employment	22,639.00	27,000.00	-4,361.00	83.8%
430.21 · Public Works - Misc. Supplies	2,119.35	2,000.00	119.35	106.0%
430.23 · Uniforms	5,558.34	6,000.00	-441.66	92.6%

BOROUGH OF CRAFTON GENERAL FUND FINANCIAL REPORT

January 1, through December 31, 2018

	Jan - Dec 18	Budget	\$ Over Bu...	% of Bu...
430.24 · Fuel	12,895.48	8,000.00	4,895.48	161.2%
430.25 · Repairs - Maintenance	14,444.76	10,000.00	4,444.76	144.4%
430.26 · Small Tools	2,231.48	3,000.00	-768.52	74.4%
430.32 · Communications	3,417.06	3,500.00	-82.94	97.6%
430.354 · Worker's Compensation	23,425.80	27,000.00	-3,574.20	86.8%
430.356 · Drug/Alcohol Testing	141.28	500.00	-358.72	28.3%
430.36 · Utilities	7,539.30	6,000.00	1,539.30	125.7%
430.37 · Vehicle Repairs	11,356.51	10,000.00	1,356.51	113.6%
430.42 · Licenses, Permits and Training	585.45	1,000.00	-414.55	58.5%
430.74 · Capital Outlay - minor equip	7,202.73	5,000.00	2,202.73	144.1%
430.742 · Pub.Works - Cap. Outlay Equip	0.00	5,000.00	-5,000.00	0.0%
432.14 · Wages - Snow Removal Overtime	10,341.59	10,000.00	341.59	103.4%
432.22 · Anti-Skid Materials	62,749.24	45,000.00	17,749.24	139.4%
433.22 · Signs & Posts	2,259.66	5,000.00	-2,740.34	45.2%
433.45 · Traffic Signals Maintenance	8,322.15	10,000.00	-1,677.85	83.2%
433.451 · Traffic Signals - Elect. Supply	6,467.45	4,500.00	1,967.45	143.7%
434.45 · Street Lighting - Elect. Supply	85,288.13	85,000.00	288.13	100.3%
435.22 · Material - Curbing Supplies	23.97	500.00	-476.03	4.8%
435.245 · Material - Stairs and Sidewalks	2,025.34	5,000.00	-2,974.66	40.5%
438.22 · Material- Roads Supplies	9,766.22	27,500.00	-17,733.78	35.5%
438.38 · Rental Equipment	807.40	4,000.00	-3,192.60	20.2%
Total 430 · Public Works Department	828,819.10	840,000.00	-11,180.90	98.7%
452-453 · Recreation				
452.14 · Wages - Pool Personnel	81,874.77	72,000.00	9,874.77	113.7%
452.15 · Wages - Pool Concess.	15,125.31	11,000.00	4,125.31	137.5%
452.161 · Social Security	7,420.22	6,500.00	920.22	114.2%
452.162 · Unemployment Compensation	2,796.98	1,000.00	1,796.98	279.7%
452.20 · Pool Lic., Pmts,Trng, Clrnc	1,123.60	1,500.00	-376.40	74.9%
452.21 · Maintenance Supplies	2,176.06	2,500.00	-323.94	87.0%
452.22 · Pool Filter- Repairs & Supplies	14,165.01	12,000.00	2,165.01	118.0%
452.23 · Operating Supplies	4,608.35	3,000.00	1,608.35	153.6%
452.25 · Pool- Repairs & Maintenance	2,767.62	5,000.00	-2,232.38	55.4%
452.26 · Pool Minor Equipment	122.10	3,500.00	-3,377.90	3.5%
452.27 · Computer H/W & Internet	811.40	1,000.00	-188.60	81.1%
452.32 · Communications	566.40	500.00	66.40	113.3%
452.354 · Worker's Compensation	5,169.24	4,000.00	1,169.24	129.2%
452.36 · Utilities	13,622.62	11,000.00	2,622.62	123.8%
452.37 · Pool Building - Rep/Maint	2,849.08	5,000.00	-2,150.92	57.0%
452.371 · Concession - Rep/Maint/Eq	3,774.16	4,000.00	-225.84	94.4%
453.21 · Supplies - Concession Stand	16,061.99	15,000.00	1,061.99	107.1%
453.23 · Sr. Dinner (offset 367.50)	7,946.14	5,000.00	2,946.14	158.9%
453.37 · Maint/Repairs - Mini Golf	166.83	500.00	-333.17	33.4%
453.49 · Rec. Activities - Expenses	505.53	1,000.00	-494.47	50.6%
Total 452-453 · Recreation	183,653.41	165,000.00	18,653.41	111.3%
454 · Parks				
454.25 · Maintenance Supplies	508.58	1,500.00	-991.42	33.9%
454.26 · Minor Equipment	852.88	1,000.00	-147.12	85.3%
454.36 · Utilities	5,194.84	4,000.00	1,194.84	129.9%
454.37 · Maintenance - Repairs Services	12,125.01	7,500.00	4,625.01	161.7%
454.75 · Park Equip.- Cap.Improvements	7,543.54	5,000.00	2,543.54	150.9%
454.76 · Refunds - Park Shelters	0.00	100.00	-100.00	0.0%
Total 454 · Parks	26,224.85	19,100.00	7,124.85	137.3%
455 · Shade Trees				
455.22 · Shade Tree Operating Supplies	290.19	500.00	-209.81	58.0%
455.44 · Shade Tree - Arborist	0.00	3,000.00	-3,000.00	0.0%
455.45 · Tree Plantings	2,155.63	3,000.00	-844.37	71.9%
455.46 · Boro Gardens	275.48	1,000.00	-724.52	27.5%
Total 455 · Shade Trees	2,721.30	7,500.00	-4,778.70	36.3%
456 · Libraries				
456.54 · Annual Contributions	70,000.00	70,000.00	0.00	100.0%
Total 456 · Libraries	70,000.00	70,000.00	0.00	100.0%

BOROUGH OF CRAFTON
GENERAL FUND FINANCIAL REPORT

January 1, through December 31, 2018

	Jan - Dec 18	Budget	\$ Over Bu...	% of Bu...
457-459 · Community Activities				
457.31 · Celebrates Fireworks	4,000.00	4,000.00	0.00	100.0%
457.50 · Military Banner Expenses	2,192.89	2,000.00	192.89	109.6%
458.22 · Community Center Supplies	0.00	250.00	-250.00	0.0%
458.55 · Crafton Performing Arts	0.00	250.00	-250.00	0.0%
459.56 · Borough Tributes	2,083.03	500.00	1,583.03	416.6%
459.57 · Misc. Contributions	80.00	200.00	-120.00	40.0%
Total 457-459 · Community Activities	8,355.92	7,200.00	1,155.92	116.1%
462-463 · Community & Economic Develop				
462.22 · Newsletter-Printing/Postage	0.00	1,000.00	-1,000.00	0.0%
462.72 · Design & Mobility Improvements	2,017.82	500.00	1,517.82	403.6%
Total 462-463 · Community & Economic Develop	2,017.82	1,500.00	517.82	134.5%
471 · Debt Services - Principal				
471.21 · PNC-Duncan/General Oblig. Lease	267,986.08	257,500.00	10,486.08	104.1%
471.35 · PNC - Heavy Equipment Lease	12,013.49	15,000.00	-2,986.51	80.1%
471.351 · PNC - Dump Truck Lease	5,236.53	20,750.00	-15,513.47	25.2%
Total 471 · Debt Services - Principal	285,236.10	293,250.00	-8,013.90	97.3%
472 · Debt Services - Interest				
472.21 · PNC-Duncan/General Oblig. Lease	6,160.06	14,000.00	-7,839.94	44.0%
472.35 · PNC - Heavy Equipment Lease	2,223.91	3,500.00	-1,276.09	63.5%
472.351 · PNC- Dump Truck Lease	1,132.86	12,800.00	-11,667.14	8.9%
Total 472 · Debt Services - Interest	9,516.83	30,300.00	-20,783.17	31.4%
483 · Agency And Trust				
483.01 · Police Pension Contrib.	39,827.71	35,000.00	4,827.71	113.8%
483.10 · Police Pension Fund MMO	86,808.72	83,000.00	3,808.72	104.6%
483.30 · Employee Pension Fund MMO	46,843.90	45,000.00	1,843.90	104.1%
Total 483 · Agency And Trust	173,480.33	163,000.00	10,480.33	106.4%
486 · Insurance				
486.01 · Compreh. Liability/Property Ins	80,565.70	80,000.00	565.70	100.7%
486.03 · Drug Screening	1,999.15	1,800.00	199.15	111.1%
486.81 · Property Loss Claims-Borough	14,309.24	10,000.00	4,309.24	143.1%
Total 486 · Insurance	96,874.09	91,800.00	5,074.09	105.5%
491 · Refunds of Prior Year Expenses				
491.02 · RE Tax Refund - Prior	1,450.90	2,000.00	-549.10	72.5%
491.03 · Refunds - LST	134.00	500.00	-366.00	26.8%
491.06 · Refunds - Trash Collection	0.00	500.00	-500.00	0.0%
Total 491 · Refunds of Prior Year Expenses	1,584.90	3,000.00	-1,415.10	52.8%
Total Expense	4,371,216.58	4,404,500.00	-33,283.42	99.2%
Net Income	105,220.16	0.00	105,220.16	100.0%

Capital Projects Reserve Fund
CAPITAL PROJECT RESERVE FUND FINANCIAL REPORT
 January 1, through December 31, 2018

	Jan - Dec 18	Budget	\$ Over Bu...	% of Budget
Income				
354.01 GROW Grant Alcosan	81,612.00	80,800.00	812.00	101.0%
355.13 Green Light Go Grant	0.00	180,000.00	-180,000.00	0.0%
395.01 GF Reserve Trf-PLGIT	108,472.86	101,200.00	7,272.86	107.2%
399.00 Carryover Capital Fund	0.00	150,000.00	-150,000.00	0.0%
Total Income	190,084.86	512,000.00	-321,915.14	37.1%
Expense				
411.74 CVFD-SCBA Equip Reserve	0.00	72,000.00	-72,000.00	0.0%
429.611 GROW Grant-Expenditiure	86,472.86	240,000.00	-153,527.14	36.0%
429.612 Small Water/Sewer Grant	100.00			
455.13 Green Light Go - Expense	0.00	200,000.00	-200,000.00	0.0%
Total Expense	86,572.86	512,000.00	-425,427.14	16.9%
Net Income	103,512.00	0.00	103,512.00	100.0%


Road Tax Fund
ROAD TAX FUND FINANCIAL REPORT
 January 1, 2018 to December 31, 2018

	Jan - Dec 18	Budget	\$ Over Budget	% of ...
Income				
301.10 Road Tax - Current	481,909.17	480,000.00	1,909.17	100.4%
301.20 Road Tax - Prior	17,723.65	5,000.00	12,723.65	354.5%
319.01 Road Tax Pen/Int	4,348.61	4,000.00	348.61	108.7%
363.25 Utility Reimburse-Paving	44,515.34			
380.01 Refund Prior Expenses	500.00			
Total Income	548,996.77	489,000.00	59,996.77	112.3%
Gross Profit	548,996.77	489,000.00	59,996.77	112.3%
Expense				
408.31 Engineering - Roads	48,577.85	78,000.00	-29,422.15	62.3%
437.25 Equipment Repairs	0.00	10,000.00	-10,000.00	0.0%
438.45 Road - Contract Services	568.75	1,000.00	-431.25	56.9%
438.74 Cap. Outlay - Equipment	12,555.00			
439.45 Road Paving Program	214,243.56	395,000.00	-180,756.44	54.2%
491.10 Tax Refunds - Current	614.98	3,000.00	-2,385.02	20.5%
491.20 Tax Refund - Prior	490.65	2,000.00	-1,509.35	24.5%
Total Expense	277,050.79	489,000.00	-211,949.21	56.7%
Net Income	271,945.98	0.00	271,945.98	100.0%

Sewer Fund SEWER FUND FINANCIAL REPORT

January 1, through December 31, 2018

	Jan - Dec 18	Budget	\$ Over Bu...	% of Budget
Income				
319 · Interest/Penalty-Jordan	22,052.79	25,000.00	-2,947.21	88.2%
341 · Interest on Investment-PLGIT	25,654.76	1,000.00	24,654.76	2,565.5%
364 · Current Sewer User Fees	1,979,343.04	1,800,000.00	179,343.04	110.0%
364.01 · Delinquent Sewer User F...	27,322.98	20,000.00	7,322.98	136.6%
380 · Other - Alcosan Billing Rei...	6,974.25	6,000.00	974.25	116.2%
Total Income	2,061,347.82	1,852,000.00	209,347.82	111.3%
Expense				
421 · Office Supplies-Postage	204.19	500.00	-295.81	40.8%
425 · Maint/Rep.Materials	4,238.52	4,000.00	238.52	106.0%
430 · Billing Fee - PAWC/Jordan	33,475.50	60,000.00	-26,524.50	55.8%
431 · Prof. Services - Engineering	152,384.35	170,000.00	-17,615.65	89.6%
432 · Prof. Services - Legal	0.00	1,000.00	-1,000.00	0.0%
436 · Alocsan - Qtrly Usage Chgs	976,334.09	1,035,000.00	-58,665.91	94.3%
437 · Equipment Repairs	4,922.65	10,000.00	-5,077.35	49.2%
438 · Fuel - Sweeper- Trk#108	4,921.90	4,000.00	921.90	123.0%
442 · Dues - Permits	7,913.66	8,000.00	-86.34	98.9%
445 · Vactor charge	4,800.00	10,000.00	-5,200.00	48.0%
446 · Munic. Claim Commission	3,384.97	4,500.00	-1,115.03	75.2%
470.1 · Principal - Pennvest I	52,234.53	51,000.00	1,234.53	102.4%
470.2 · Principal - Pennvest II	38,094.27	37,500.00	594.27	101.6%
471.1 · Interest - Pennvest I	14,102.55	16,000.00	-1,897.45	88.1%
471.2 · Interest - Pennvest II	10,457.49	11,500.00	-1,042.51	90.9%
472 · Cap. Improvement	383,246.62			
473 · COA Requirements	171,149.13	428,500.00	-257,350.87	39.9%
491 · Refunds	2,856.24			
492 · Capital Project - Reserve Fu...	86,472.86	500.00	85,972.86	17,294.6%
Total Expense	1,951,193.52	1,852,000.00	99,193.52	105.4%
Net Income	110,154.30	0.00	110,154.30	100.0%



Jordan Tax Service, Inc.

102 Rahway Road • McMurray, PA 15317-3349

(412) 835-5243 • Fax (412) 835-5244

(724) 731-2300 • Fax (724) 731-2398

www.jordantax.com

Tax & Record
Services

Municipal

Business

Individual

January 15, 2019

Borough of Crafton
Rachel J. Susko, Manager
Municipal Building
100 Stotz Avenue
Pittsburgh, PA 15205

RE: Delinquent Earned Income & Net Profits Tax
Collection Summary Report
December, 2018

Detailed below are the Delinquent Earned Income Tax Collections remitted to the Borough for the Month of December, 2018:

PERIOD	TAX	PEN & INT	MUNICIPAL SHARE (50.00%)	
			MONTH	YEAR TO DATE
2011 and Prior	\$ 851.56	\$ -	\$ 851.56	\$ 30,980.00
Add: Commissions	85.16	-	85.16	3,052.46
Refunds Issued	-	-	-	-
Net Collections	<u>\$ 936.72</u>	<u>\$ -</u>	<u>\$ 936.72</u>	<u>\$ 34,032.46</u>

Amounts Transferred:

Date	Reference	Amount
12/31/18	Ck #2048	\$ 936.72

Total Transfers \$ 936.72

We have enclosed our invoice for services.

Very truly yours,
JORDAN TAX SERVICE, INC.


WILLIAM R. LINNERT, JR.

BOROUGH OF CRAFTON
Earned Income Tax Collections
 January 1, through December 31, 2018

	<u>Jan - Dec...</u>	<u>Budget</u>	<u>\$ Over B...</u>	<u>% of ...</u>
Income				
310 · Act 511 Taxes				
310.21 · EIT - Current	624,836.97	556,500.00	68,336.97	112.3%
310.22 · EIT - Prior	204,995.08	250,000.00	-45,004.92	82.0%
Total 310 · Act 511 Taxes	<u>829,832.05</u>	<u>806,500.00</u>	<u>23,332.05</u>	<u>102.9%</u>
319 · Penalty/Interest				
319.12 · P&I - EIT	1,488.86	1,000.00	488.86	148.9%
Total 319 · Penalty/Interest	<u>1,488.86</u>	<u>1,000.00</u>	<u>488.86</u>	<u>148.9%</u>
Total Income	<u>831,320.91</u>	<u>807,500.00</u>	<u>23,820.91</u>	<u>102.9%</u>
Gross Profit	831,320.91	807,500.00	23,820.91	102.9%
Expense				
403 · Tax Collection				
403.48 · Jordan-Act 32 SWTax District	15,575.33	15,000.00	575.33	103.8%
Total 403 · Tax Collection	<u>15,575.33</u>	<u>15,000.00</u>	<u>575.33</u>	<u>103.8%</u>
Total Expense	<u>15,575.33</u>	<u>15,000.00</u>	<u>575.33</u>	<u>103.8%</u>
Net Income	<u><u>815,745.58</u></u>	<u><u>792,500.00</u></u>	<u><u>23,245.58</u></u>	<u><u>102.9%</u></u>

CURRENT YEAR TO DATE DISTRIBUTIONS

	Resident Tax Amount	Non-Resident Tax Amount	Pen/Int Amount	Costs & Credits	Total Collections	Dist Year	Resident Tax Amount	Non-Resident Tax Amount	Pen/Int Amount	TCD Commission	Charges & Credits	Total Distribution
2012 Collections	721.71	0.00	1,086.13	0.00	1,807.84	2018	721.71	0.00	1,086.13	(32.55)	0.00	YTD \$1,775.29
2012 Refunds	(3.00)	0.00	0.00	0.00	(3.00)	2018	(3.00)	0.00	0.00	0.00	0.00	YTD (\$3.00)
2013 Collections	(480.34)	0.00	252.01	0.00	(228.33)	2018	(480.34)	0.00	252.01	0.77	0.00	YTD (\$227.56)
2014 Collections	780.10	0.00	176.51	0.00	956.61	2018	780.10	0.00	176.51	(18.28)	0.00	YTD \$938.33
2014 Refunds	(73.50)	0.00	0.00	0.00	(73.50)	2018	(73.50)	0.00	0.00	0.00	0.00	YTD (\$73.50)
2015 Collections	897.92	0.00	64.86	0.00	962.78	2018	897.92	0.00	64.86	(17.13)	0.00	YTD \$945.65
2015 Refunds	(112.00)	0.00	0.00	0.00	(112.00)	2018	(112.00)	0.00	0.00	0.00	0.00	YTD (\$112.00)
2016 Collections	3,082.39	(31.29)	94.00	0.00	3,145.10	2018	3,082.39	(31.29)	94.00	(55.09)	0.00	YTD \$3,090.01
2016 Refunds	(1,260.00)	0.00	0.00	0.00	(1,260.00)	2018	(1,260.00)	0.00	0.00	0.00	0.00	YTD (\$1,260.00)
2017 Collections	233,402.95	1,043.07	68.70	0.00	234,514.72	2018	233,402.95	1,043.07	68.70	(4,209.52)	0.00	YTD \$230,305.20
2017 Refunds	(37,452.00)	0.00	0.00	0.00	(37,452.00)	2018	(37,452.00)	0.00	0.00	0.00	0.00	YTD (\$37,452.00)
2018 Collections	624,772.93	4,282.50	7.26	0.00	629,062.69	2018	624,772.93	4,282.50	7.26	(11,243.53)	0.00	YTD \$617,819.16
Current Year To Date	824,277.16	5,294.28	1,749.47	0.00	831,320.91	2018	824,277.16	5,294.28	1,749.47	(15,575.33)	0.00	YTD \$815,745.58



Jordan Tax Service, Inc.

102 Rahway Road • McMurray, PA 15317-3349

(412) 835-5243 • Fax (412) 835-5244

(724) 731-2300 • Fax (724) 731-2398

www.jordantax.com

Tax & Record
Services

Municipal
Business
Individual

January 15, 2019

Borough of Crafton
Rachel J. Susko, Manager
Municipal Building
100 Stotz Avenue
Pittsburgh, PA 15205

RE: Local Services Tax Collections
Collection Summary Report
December, 2018

Detailed below are the Local Services Tax Collections remitted to the Borough for the Collection Period of December 1, 2018 through December 31, 2018:

<u>PERIOD</u>	<u>TAX</u>	<u>PEN & INT</u>	<u>TOTAL COLLECTIONS</u>	<u>YEAR TO DATE</u>
2016 and Prior	\$ -	\$ -	\$ -	\$ 16.00
2017	-	-	-	12,323.26
2018	208.00	-	208.00	37,076.31
Total Collections	208.00	-	208.00	
Refunds Issued	-	-	-	-
	<u>\$ 208.00</u>	<u>\$ -</u>	<u>\$ 208.00</u>	<u>\$ -</u>
Net Collections			<u>\$ 208.00</u>	<u>\$ -</u>

Amounts Remitted:


<u>Date</u>	<u>Batch #</u>	<u>Amount</u>
12/07/18	34	\$ 208.00

Total Deposited \$ 208.00

We have enclosed our invoice for services.

Very truly yours,
JORDAN TAX SERVICE, INC.

WILLIAM R. LINNERT, JR.



Jordan Tax Service, Inc.

102 Rahway Road • McMurray, PA 15317-3349

(412) 835-5243 • Fax (412) 835-5244

(724) 731-2300 • Fax (724) 731-2398

www.jordantax.com

Tax & Record
Services

Municipal

Business

Individual

January 15, 2019

Borough of Crafton
Rachel J. Susko, Manager
Municipal Building
100 Stotz Avenue
Pittsburgh, PA 15205

RE: Trash Removal
Collection Summary Report
December, 2018

Detailed below are the 2018 Trash Removal Collections remitted to the Borough for the Month of December, 2018:

	<u>BILLING FEE</u>	<u>GARBAGE</u>	<u>TOTAL CURRENT PERIOD</u>	<u>YEAR TO DATE</u>
FACE TAX	\$ 35.00	\$ 6,711.05	\$ 6,746.05	\$ 493,659.45
Less: Discount	-	(0.50)	(0.50)	(17,751.60)
Plus: Penalty	-	258.66	258.66	3,713.55
Total Collections	\$ 35.00	\$ 6,969.21	\$ 7,004.21	\$ 479,621.40


Amounts Deposited:

<u>Date</u>	<u>Batch #</u>	<u>Amount</u>
12/06/18	27	\$ 880.90
12/26/18	28	2,850.17
12/31/18	29	3,273.14
Total		7,004.21
Less: Refunds		-
Total Deposits		\$ 7,004.21

	<u>BILLING</u>	<u>GARBAGE</u>	<u>YEAR-TO-DATE</u>
FACE BALANCE 02/01/2018	\$ 9,865.00	\$ 567,672.00	\$ 577,537.00
Add: Additions	-	-	-
Less: Deletions	-	-	-
ADJUSTED FACE BALANCE	9,865.00	567,672.00	577,537.00
Less: Total Collections	(8,485.00)	(485,174.45)	(493,659.45)
Less: Turned Over to Delinquent	-	-	-
FACE BALANCE 12/31/2018	\$ 1,380.00	\$ 82,497.55	\$ 83,877.55

Very truly yours,
JORDAN TAX SERVICE, INC.

William R. Linnert, Jr.
WILLIAM R. LINNERT, JR.



Jordan Tax Service, Inc.

102 Rahway Road • McMurray, PA 15317-3349

(412) 835-5243 • Fax (412) 835-5244

(724) 731-2300 • Fax (724) 731-2398

www.jordantax.com

Tax & Record
Services

Municipal

Business

Individual

January 15, 2019

Borough of Crafton
Rachel J. Susko, Manager
Municipal Building
100 Stotz Avenue
Pittsburgh, PA 15205

RE: Real Estate Taxes
Collection Summary Report
December, 2018

Detailed below are the 2018 Real Estate Tax Collections deposited to the Borough account for the Month of December, 2018:

	CURRENT PERIOD			YEAR TO DATE
	REAL ESTATE	ROAD	TOTAL	
FACE TAX	\$ 7,581.69	\$ 2,259.94	\$ 9,841.63	\$ 1,923,815.96
Less: Discount	(39.95)	(13.53)	(53.48)	(33,216.17)
Plus: Penalty	558.35	158.34	716.69	3,612.85
Total Collections	<u>\$ 8,100.09</u>	<u>\$ 2,404.75</u>	<u>\$ 10,504.84</u>	<u>\$ 1,894,212.64</u>

Amounts Deposited:

Date	Batch #	Amount
12/04/18	41	\$ 1,039.05
12/13/18	42	1,582.77
12/18/18	50/43	2,188.28
12/21/18	51/44	1,145.04
12/31/18	52/45	4,549.70
Total Deposits		10,504.84
Less: Refunds:		-
Net Collections		<u>\$ 10,504.84</u>

	2017	2017	2018	2018	TOTAL
	REAL ESTATE	ROAD	REAL ESTATE	ROAD	
FACE BALANCE 3/1/2018	\$ 4,712.10	\$ 1,595.60	\$ -	\$ -	\$ 6,307.70
Add: Billing 3/1/2018	-	-	1,497,104.89	506,955.62	2,004,060.51
Add: Additions	-	-	16,845.03	5,704.13	22,549.16
Less: Exonerations	-	-	(2,545.13)	(861.84)	(3,406.97)
ADJUSTED FACE BALANCE	4,712.10	1,595.60	1,511,404.79	511,797.91	2,029,510.40
Less: Total Collections	(1,506.81)	(510.24)	(1,434,622.89)	(487,176.02)	(1,923,815.96)
Less: Turned Over to Delinquent	-	-	-	-	-
FACE BALANCE 12/31/2018	<u>\$ 3,205.29</u>	<u>\$ 1,085.36</u>	<u>\$ 76,781.90</u>	<u>\$ 24,621.89</u>	<u>\$ 105,694.44</u>

Very truly yours,
JORDAN TAX SERVICE, INC.

WILLIAM R. LINNERT, JR.

JORDAN TAX SERVICE, INC.
102 RAHWAY ROAD
MCMURRAY, PA 15317-3349
(724) 731-2300

January 16, 2019

Borough of Crafton
 Rachel J. Susko, Manager
 Municipal Building
 100 Stotz Avenue
 Pittsburgh, PA 15205

Gentlemen:

We are forwarding herewith counterfoils for delinquent taxes and municipal claims collected and satisfied since date of our last report. We are also forwarding deposit slips as summarized below and the Prothonotary's receipts for satisfaction costs advanced by our office.

DELINQUENT TAXES:

Receipts: #13445-13455 (#13444 "VOID")

	Face Tax	Penalty	Interest	Costs	TOTAL
Prior	300.93	-	84.06	65.50	450.49
2017	352.84	-	7.15	-	359.99
Record/Sheriff Sale Costs					370.83
Commission Collected					40.55

MUNICIPAL CLAIMS: "Trash"

Receipts: #1825-1832

	Face Tax	Penalty	Interest	Costs	Comm	TOTAL
Commission Collected	1,229.63	109.67	-	16.50	-	1,355.80
						67.78

MUNICIPAL CLAIMS: "Trash"

Receipts: #4109, 4111

	Face Tax	Penalty	Interest	Costs	Comm	TOTAL
* Commission Collected	88.18	-	-	-	-	88.18
						8.82

MUNICIPAL CLAIMS: "Sewage"

Receipts: #4110, 4112

	Face Tax	Penalty	Interest	Costs	Comm	TOTAL
Commission Collected	237.23	3.41	6.25	145.00	-	391.89
						19.59

Total Collections, Taxes and Claims:

Taxes	S	1,221.86	Ck. #1406	<u>\$ 3,153.92</u>
Trash	S	1,520.58	Ck. #1407	
Sewage	S	411.48	Ck. #1408	

Deposits Per Enclosed Receipts:


DATE	AMOUNT	DATE	AMOUNT	DATE	AMOUNT
12/13/18	72.93	12/14/18	116.41	12/21/18	732.97
12/13/18	179.00	12/21/18	90.00	12/28/18	501.27
12/13/18	738.00	12/21/18	329.48		
12/14/18	23.03	12/21/18	370.83		

Total Deposits

3,153.92

*Partial Payments Not Yet Applied - \$207.23

JORDAN TAX SERVICE, INC.


 William R. Linnert, Jr.

**BOROUGH OF CRAFTON
POLICE DEPARTMENT**

MARK A. SUMPTER
CHIEF OF POLICE

100 STOTZ AVENUE
CRAFTON, PENNSYLVANIA 15205

JAMES G. BLOOM
MAYOR



January 24, 2019

Crafton Police responded to 207 complaints during the month of December 2018.

The following 3 pages attached show a print out of the calls answered by Crafton Police.

Paid parking tags paid at the window - \$60.00

Copies of Police Reports - \$60.00

No solicitor permits were issued for the month of December

Five (5) truck permits were issued for the month of December - \$50.00

Fines collected by the Magistrate and paid to the borough for December - \$1,993.35

There were 60 citations issued, 34 citation warnings, 6 parking tags, 2 AccuTrak - 102 total

Crafton Borough had two (2) EMS narcotic related calls for the month of December 2018. Naloxone (Narcan) was not used by EMS. It was used four (4) times by Crafton Police. Two (2) times on each call.

Mileage on Police Cars:

Unit #11-1 - 274 miles ending at 46,130

Unit #11-2 - 2,421 miles ending at 39,039

Unit #11-3 - 2,480 miles ending at 45,586

Respectfully submitted,

Barbara H. Berkhouse

Barbara H. Berkhouse

Police Secretary



NorthWest EMS

366 Helen Street | McKees Rocks, PA 15136
412.331.2600 OFFICE | 412.331.3133 FAX

Crafton Borough Report December 2018

Total Run Numbers:

- Total Emergency and Non-Emergency 911 Responses: **72**
Average Response Time (E0-E4): **5 min. 55 sec.**
- Total Emergency 911 Response: **65**
Average Response Time (E0-E3): **6 min. 01 sec.**
- Total Highest Priority Response: **33**
Average Response Time (E0-E1): **5 min. 25 sec.**

Response Times by Category and NFPA Compliance:

- E0 Response: **7**
Average Response Time: **4 min. 42 sec.**
NFPA Compliance: **85.7%**
- E1 Response: **26**
Average Response Time: **5 min. 36 sec.**
NFPA Compliance: **92.6%**
- E0 + E1 Response: **33**
Average Response Time: **5 min. 25 sec.**
NFPA Compliance: **91.2%**
- E2 Response: **16**
Average Response Time: **7 min. 36 sec.**
- E3 Response: **16**
Average Response Time: **5 min. 54 sec.**
- E4 Response: **5**
Average Response Time: **4 min. 46 sec.**

Standbys:

- Scott Township EMS (Station 740) Standby Request: **0**
Calls Given to Station 740 in Crafton: **0**
- Ingram EMS (Station 760) Standby Request: **0**
Calls Given to Station 760 in Crafton: **1**
- Robinson EMS (Station 810) Standby Request: **0**
Calls Given to Station 810 in Crafton: **0**
- Average Response Time for Mutual Aid Services: **3 min. 13 sec.**
- NorthWest EMS Requested to Standby: **25**
Calls Taken for Station 810: **0**
Calls Taken for Station 740: **1**
Calls Taken for Station 760: **23**
Calls taken for Southbridge EMS (Station 815): **1**



NorthWest EMS

366 Helen Street | McKees Rocks, PA 15136
412.331.2600 OFFICE | 412.331.3133 FAX

Crafton Borough EMS Report Notes

December 2018

All numbers for this report from Allegheny County 911 CAD system.

NFPA compliance target **NOT achieved** for serious calls: E-0: **85.7%**

NFPA compliance target **achieved** for serious calls: E-1: **92.6%**

NFPA compliance target **achieved** for serious calls: E-0 + E-1: **91.2%**

Mutual aid responses are shaded on the spreadsheet. Mutual aid was not used in December.

NWEMS provided mutual aid **25** times in December as follows: Ingram (**23**), Robinson (**0**), Carnegie/Scott Twp. (**1**), and Southbridge (**1**).

An E-0 priority call on 3 December had an extended response time due to the truck assigned to the Borough being dispatched on another call in the Borough shortly prior to this call. There was insufficient time to reposition another truck prior to this call being dispatched, so the crew responded as they were being transferred to post.

An E-1 priority call on 20 December missed the target by 40 seconds.

An E-1 priority call on 26 December missed the target by 54 seconds.

An E-1 priority call on 26 December missed the target due to the fact that the call was dispatched as a confirmed DOA, and the crew slowed their response. As such, this call was not included in the NFPA calculations.

Finally, **20** calls (**28.6%**) occurred between the hours of 11 pm and 7 am in December, demonstrating the need for 24 hour coverage in Crafton Borough.

Submitted by: George Dudash III 412-779-1927 gdudash@northwestems.net

November-December 2018 Code Enforcement Report

<u>Date Submitted</u>	<u>Full Address</u>	<u>Violation Type</u>	<u>Description</u>	<u>Municipal Code</u>	<u>Status</u>
11/26/2018	Belvidere St.	Other	One dead tree threatening property, one with hazardous dead limbs. 10 days to comply 12/11/2018.	131-2A	Closed
11/26/2018	Woodlawn Ave.	Other	Rental inspection due 10 days		Closed
11/26/2018	Woodlawn Ave.	Garbage on Property	Bulk waste. 10 days to remove. 12/12/2018 to comply	308.1	Closed
11/26/2018	Woodlawn Ave	Garbage on Property	Bulk waste. 10 days to remove. 12/12/2018	308.1	Closed
11/26/2018	Woodlawn Ave.	Junk Car	Junk truck in driveway. 10 days. 12-12-2018. owner called, either truck moves or gets covered. 7 days.	302.8	Open
11/26/2018	Woodlawn Ave.	Garbage on Property	Bulk waste. 10 days. 12/12/2018. Still scattered trash. 7days.	308.1	Closed
11/26/2018	Woodlawn Ave.	Other	Gave tenants notice.		Closed
11/26/2018	Woodlawn Ave.	Other	Trailer in side of property. 10 days to move 12-12-2018. Trailer &boat still there. 7 days. 7 days final.	214-92B	Closed
11/27/2018	McMunn	Property Maintenance	Railing missing on deck. 30 days to repair 12-8-2018. Almost done. 15 days.	304.12; 304.10	Open
11/27/2018	Dinsmore Ave	Property Maintenance	Patch above porch not weatherproofed;wall exposed. 30 days. 1-11-2018	304.6	Closed
11/27/2018	Dinsmore Ave	Property Maintenance	Gutters faulty/in disrepair/not attached;soffit/facia in disrepair/missing. 30 days 1-11-2018. 15 days.	304.7	Open
11/27/2018	Middle St	Property Maintenance	Rear porch roof in disrepair. 60 days	304.1	Open
11/28/2018	Home Ave.	Property Maintenance	Soffit/facia off. 30 days to get soffit/facia fixed. Woodwork begun. Paint estimates etc.15 days.Called for an extension 30 days.	304.2	Open
11/28/2018	Bradford Ave	Garbage on Property	Overflowing bagsters. 15 days.	308.1	Closed
11/28/2018	Dinsmore Ave.	Garbage on Property	Rear porch heavily cluttered with bulk waste. 15 days. 12-19-2018 just received notice 12/16. extension 15 days. Closed but BARELY.	308.1	Closed
11/29/2018	Bell Ave.	Other	Discharging possible sump pump water in yard; water is causing entire sidewalk to be iced over. Health hazard. 10 days.12-13-2018	131-2A	Closed
11/29/2018	Walnut St.	Other	Rental inspection due. 10 days.		Open
11/29/2018	Dinsmore Ave	Junk Car	Car with no plate in rear by alley 10 days. 7 days.	302.8	Closed
11/30/2018	Crafton Blvd	Garbage on Property	Trash strewn around cans; no lids; construction waste. 5 days. Still there. Cans alongside house no lids. 5 days.	308.1; 188-4 A-E	Closed

November-December 2018 Code Enforcement Report

12/4/2018	Thomas St	Garbage on Property	Bulk waste on the front&back porch.15 days. 10 days. 7 days final.	308.1	Open
12/4/2018	Thomas St.	Junk Car	Junk blue ford focus. 10 days to remove. 10 days. 7 days final.	302.8	Open
12/4/2018	Haldane St	Garbage on Property	Trash scattered. Bulk waste. 7 days. 5 days.	308.1	Closed
12/4/2018	Walnut St.	Garbage on Property	Bulk waste. 7 days to comply 12-13-2018	308.1	Closed
12/4/2018	Walnut St.	Garbage on Property	Bag in open not in container. Scattered trash. 5 days to comply. 5 days. Scattered trash still. 5 days final. Posted notices on door to tenants. Given till 1/11/2019	308.1	Closed
12/4/2018	Walnut St	Other	Rental INSpection/occupancy due		Open
12/5/2018	Broadhead Rd.	Garbage on Property	Bulk waste in front&back yard. 30 days 1-22-2019. 15 days.	308.1	Open
12/13/2018	Haldane St.	Garbage on Property	Bulk waste on property. 7 days.	308.1	Closed
12/6/2018	Lincoln Ave	Junk Car	Junk white car. 15 days 12/31/2018. owner called-either registration copy or put in garage.	302.8	Closed
12/6/2018	Lincoln Ave.	Property	Broken fence. 15 days. 12/31/2018. 10 days. 7 days.	302.7	Open
12/6/2018	Steuben St.	Maintenance	Trash in front yard not all in cans. 5 days 12-13-2018. 3 days.		
12/6/2018	Union	Garbage on Property	Cans still in front yard. 3 days final	308.1	Closed
12/6/2018	Union Ave.	Junk Car	junk car in driveway. 10 days. 10 more days.	302.8	Open
12/6/2018	Union Ave.	Property			
12/6/2018	Union Ave.	Maintenance	Siding off. Facia rusting in state of disrepair. Soffit loose. 30 days	304.1	Open
12/12/2018	Mueller Ave.	Garbage on Property	Garbage scattered around cans. 5 days to fix.	308.1	Closed
12/12/2018	Mueller Ave.	Property			
12/12/2018	Mueller Ave.	Maintenance	Missing siding covered with boards. 15 days.	304.6	Closed
12/12/2018	Willard Ave	Garbage on Property	Bulk waste on porch 7 days 12-21-2018	308.1	Closed
12/12/2018	Hawthorne	Garbage on Property	Bulk waste in yard and front porch. 30 days	308.1	Open
12/12/2018	Hawthorne Ave.	Junk Car	junk van in rear. 10 days to abate. 7days more. 5 days final	302.8	Open
12/13/2018	Walnut St.	Garbage on Property	Scattered trash. Improper storage. 5 days.	308.1	Closed
12/13/2018	Walnut St.	Junk Car	Junk tan Ford Focus wagon. 10 days.	302.8	Open
12/13/2018	Dinsmore Ave.	Garbage on Property	pile of construction waste 15 days. 10 days.	308.1	Open

November-December 2018 Code Enforcement Report

12/18/2018	Thomas St.	Junk Car	Black car flat tires front end damage; in driveway. 10 days. 7 days.	302.8	Closed
12/27/2018	Thomas St.	Junk Car	Junk ford truck along house. 10 days. 10 days.	302.8	Closed
12/19/2018	Walsh Rd	Garbage on Property	Trash area a mess. Sidewalks and lot a mess. Given until January 7th. 2 more weeks.	193-43 E : 188-3	Open

Building Inspection Report

December 2018

December Reports Received

(Attached)

Building Inspection Underwriters
Allegheny County R/E Transfer

Certificates & Permits Issued

(December 2018)

Rental Inspection Certificates Issued	5
Zoning Use/Occupancy Certificates Issued	11
Building/Zoning Permits Issued	1

Certificates & Permits Issued

(2018 Year End Totals)

Rental Inspection Certificates Issued	122
Zoning Use/Occupancy Certificates Issued	118
Building/Zoning Permits Issued	45

PUBLIC WORKS / PARKS OPERATIONS REPORT

Council Meeting

January 28, 2019

Crew report 11-24-19 to 1-25-19

- **One Call** - responses at various locations
- **Litter can maintenance**- Check and empty all cans weekly.
- **Rain /Wind Storm**- Remove debris resulting from heavy rain and high wind storms including clearing and removal of tree limbs branches. Clear /clean gutter and catch basin openings.
- **Compost Site**- Windrow Maintenance, 25 Christmas Trees collected
- **Park Operations**- Remove and store Christmas decorations Park
- **Snow Ice Control** - Responded to 8 snow and ice events clearing Borough streets steps and sidewalks. (152 ton of salt)
- **Leaf Collection**- 54 loads of leaves collected.
- **Facility Maintenance**- Plumbing repairs to CBB (new water lines. hot water tank) sink fixtures Community Center, Hot water tank Public works
- **Tree Pruning/Removals**-Steuben - Linden cut back for Traffic Signal. Removal at Sterrett and Barr)
- **Truck Repairs/ Maintenance** - routine winter equipment maintenance on augers. Spinners, plows, power broom etc.
- **Cold Patch**- Linden, S. Linwood, Ewing, Hawthorne, Crafton Blvd, Union,
- **Step Repair**- Keever Steps.
- **Sign Installation** Bradford, Harris and Mueller
- **Sweeper**- Demo street sweepers for street sweeping program
- **Gutter Maintenance**- Ewing, Desoto

Admin.

Meet Borough Manger to discuss PW issues. Field inspections regarding one call, street openings; ordinance violations, construction projects. Attend Borough Council Meeting Meet Gateway representative to investigate and inspect issue with Clearview project. (New manhole not on proper grade)

Managing day to operations/administration for Public Works and Parks maintenance and repairs. Respond to constituent's request for information and service.

Order supplies and material. Routine Field investigations, routine paperwork.

Crafton Volunteer Fire Department
8 Stotz Avenue – Pittsburgh, Pennsylvania 15205
412-875-0022 – Station 412-875-0021 Station Fax

TO: Rachel J. Susko – Crafton Borough
FROM: Mike Crown, Fire Chief
DATE: January 25, 2019
RE: **4th Quarter Fire Call Report**

The Crafton Volunteer Fire Department responded to 113 requests for assistance for the 4th Quarter of 2018. They are as follows:

MAJOR INCIDENT TYPE	# INCIDENTS	% of TOTAL
Fires	22	8.81%
Overpressure rupture, explosion, overheat - no fire	4	3.53%
Rescue & Emergency Medical Service	32	28.31%
Hazardous Condition (No Fire)	16	7.06%
Service Call	9	7.96%
Good Intent Call	21	18.58%
False Alarm & False Call	8	14.13%
Severe Weather & Natural Disaster	0	0.00%
Special Incident Type	1	0.1%
TOTAL	113	

The last quarter for 2018 the CVFD was again quite busy with structure calls. Our Rapid Intervention Team (RIT) has been added to neighboring department run cards due to the training and rapid response with qualified members. This is a big accomplishment for the members.

We did answer some structure calls in Crafton which I have discussed with the manager and need for more stringent code enforcement and building inspection enforcement.

Lastly, I would ask that Council and Mayor work diligently with the CVFD this upcoming quarter to work on a comprehensive corner parking ordinance. We are finding it more and more difficult to manage the trucks around corners in the Borough do to the parking on corners. Also, I request that Public Works assist in raising the overhanging limp height to a minimum of 10.5' so our truck are not hitting limps and damaging the trucks.

Crafton Volunteer Fire Department
8 Stotz Avenue – Pittsburgh, Pennsylvania 15205
412-875-0022 – Station 412-875-0021 Station Fax

The Halloween Detail and Santa Detail went off well and it is a joy for the membership to give back to the community.

Our man hours for the last quarter were 1534.32, which was an average of 42.62 hours per member. Though not equally distributed, this equates to a workweek that each member dedicated back to the Borough to assure the residents were safe.