

# BOROUGH OF CRAFTON GENERAL FUND FINANCIAL REPORT

January 1, through February 29, 2020

	<u>Jan - Feb...</u>	<u>Budget</u>	<u>\$ Over Bud...</u>	<u>% of B...</u>
<b>Income</b>				
<b>301 · Real Estate Taxes</b>				
301.10 · Real Estate - Current	0.00	1,449,035.00	-1,449,035.00	0.0%
301.20 · Real Estate - Prior Year	6,707.35	3,000.00	3,707.35	223.6%
301.30 · Road Tax (Interfund Trf)	5,026.16	0.00	5,026.16	100.0%
301.35 · Road Tax - P&I (Interfund Trf)	858.17	0.00	858.17	100.0%
301.50 · Real Estate - Delinq/Leined	8,590.75	58,000.00	-49,409.25	14.8%
<b>Total 301 · Real Estate Taxes</b>	<b>21,182.43</b>	<b>1,510,035.00</b>	<b>-1,488,852.57</b>	<b>1.4%</b>
<b>310 · Act 511 Taxes</b>				
310.10 · Real Estate Transfer Tax	26,384.67	75,000.00	-48,615.33	35.2%
310.21 · EIT - Current	630.86	620,000.00	-619,369.14	0.1%
310.22 · EIT - Prior	177,327.88	220,000.00	-42,672.12	80.6%
310.23 · EIT - Delinquent	1,226.42	15,000.00	-13,773.58	8.2%
310.31 · Mercantile - Current	24,916.48	105,000.00	-80,083.52	23.7%
310.36 · Business Priviledge - Current	317.55	65,000.00	-64,682.45	0.5%
310.51 · Local Service Tax - Current	10,552.13	50,000.00	-39,447.87	21.1%
<b>Total 310 · Act 511 Taxes</b>	<b>241,355.99</b>	<b>1,150,000.00</b>	<b>-908,644.01</b>	<b>21.0%</b>
<b>319 · Penalty/Interest</b>				
319.01 · P&I - Real Estate Tax	346.75	3,500.00	-3,153.25	9.9%
319.02 · P&I - Delinq. Real Estate Tax	9,710.03	35,000.00	-25,289.97	27.7%
319.12 · P&I - EIT	151.48	1,000.00	-848.52	15.1%
319.122 · P&I - Delinq. EIT	0.00	3,000.00	-3,000.00	0.0%
319.13 · P&I - Mercantile	37.10	500.00	-462.90	7.4%
319.18 · P&I - Business Priviledge	36.51	600.00	-563.49	6.1%
<b>Total 319 · Penalty/Interest</b>	<b>10,281.87</b>	<b>43,600.00</b>	<b>-33,318.13</b>	<b>23.6%</b>
<b>321 · Business Licenses &amp; Permits</b>				
321.61 · Soliciting Permits	90.00	800.00	-710.00	11.3%
321.75 · Mechanical Devices	0.00	4,200.00	-4,200.00	0.0%
321.80 · Cable Franchise Fees	25,042.25	112,000.00	-86,957.75	22.4%
321.90 · Business Licenses	50.00	2,500.00	-2,450.00	2.0%
<b>Total 321 · Business Licenses &amp; Permits</b>	<b>25,182.25</b>	<b>119,500.00</b>	<b>-94,317.75</b>	<b>21.1%</b>
<b>322 · Non-Business Licenses &amp; Permits</b>				
322.80 · Street Openings	2,018.00	11,000.00	-8,982.00	18.3%
322.81 · Street Pole Permits	0.00	100.00	-100.00	0.0%
322.83 · Truck Parking Permits	40.00	300.00	-260.00	13.3%
<b>Total 322 · Non-Business Licenses &amp; Permits</b>	<b>2,058.00</b>	<b>11,400.00</b>	<b>-9,342.00</b>	<b>18.1%</b>
<b>331 · Fines &amp; Forfeits</b>				
331.10 · Fines - Magistrate/County	5,080.65	33,000.00	-27,919.35	15.4%
331.12 · Code/Ordinance Violations	81.75	3,000.00	-2,918.25	2.7%
331.14 · M/Veh Violations/State Police	110.00	4,000.00	-3,890.00	2.8%
<b>Total 331 · Fines &amp; Forfeits</b>	<b>5,272.40</b>	<b>40,000.00</b>	<b>-34,727.60</b>	<b>13.2%</b>
<b>341-342 · Interest, Rents &amp; Royalties</b>				
341.01 · Income on Investments	3,330.40	27,000.00	-23,669.60	12.3%
342.00 · Rental Income	4,479.70	26,060.00	-21,580.30	17.2%
<b>Total 341-342 · Interest, Rents &amp; Royalties</b>	<b>7,810.10</b>	<b>53,060.00</b>	<b>-45,249.90</b>	<b>14.7%</b>
<b>354 · State Grant Proceeds</b>				
354.15 · Act 101 Recycling Grant	0.00	6,000.00	-6,000.00	0.0%
<b>Total 354 · State Grant Proceeds</b>	<b>0.00</b>	<b>6,000.00</b>	<b>-6,000.00</b>	<b>0.0%</b>
<b>355 · State Shared Revenues &amp; Entitle</b>				
355.01 · PURTA	0.00	3,200.00	-3,200.00	0.0%
355.04 · Liquor Licenses	0.00	1,000.00	-1,000.00	0.0%
355.05 · Pension State Aid	0.00	140,000.00	-140,000.00	0.0%
355.07 · Foreign Fire Fund	0.00	27,000.00	-27,000.00	0.0%
355.09 · Act 13 Impact Fee	0.00	1,000.00	-1,000.00	0.0%
<b>Total 355 · State Shared Revenues &amp; Entitle</b>	<b>0.00</b>	<b>172,200.00</b>	<b>-172,200.00</b>	<b>0.0%</b>

**BOROUGH OF CRAFTON**  
**GENERAL FUND FINANCIAL REPORT**  
 January 1, through February 29, 2020

	<u>Jan - Feb...</u>	<u>Budget</u>	<u>\$ Over Bud...</u>	<u>% of B...</u>
<b>357 · County Shared Revenue &amp; Grants</b>				
357.01 · 1% Sales Tax (RAD)	37,305.86	240,000.00	-202,694.14	15.5%
<b>Total 357 · County Shared Revenue &amp; Grants</b>	<b>37,305.86</b>	<b>240,000.00</b>	<b>-202,694.14</b>	<b>15.5%</b>
<b>358 · Intergov. Contract Services</b>				
358.10 · Police Services-Thornburg	16,876.90	101,261.00	-84,384.10	16.7%
358.11 · Fire Protection Services	1,416.68	8,500.00	-7,083.32	16.7%
<b>Total 358 · Intergov. Contract Services</b>	<b>18,293.58</b>	<b>109,761.00</b>	<b>-91,467.42</b>	<b>16.7%</b>
<b>360-363 · Departmental Earnings</b>				
361.33 · Permits- Zoning Use	240.00	4,000.00	-3,760.00	6.0%
361.34 · Hearing Fees-Zoning & Planning	0.00	1,500.00	-1,500.00	0.0%
362.11 · Sale of Accident Reports	210.00	1,600.00	-1,390.00	13.1%
362.141 · Crossing Guard Reimb.	8,243.45	45,000.00	-36,756.55	18.3%
362.40 · Permits- Build/Elec/Plub/Mech	1,921.00	17,000.00	-15,079.00	11.3%
362.45 · Permits- Occupancy	315.00	8,500.00	-8,185.00	3.7%
362.48 · Rental Inspection Fee	1,185.00	7,000.00	-5,815.00	16.9%
362.55 · Other Permits Code Enforce	200.00	1,000.00	-800.00	20.0%
362.70 · Police Application Fees	0.00	1,000.00	-1,000.00	0.0%
362.74 · Reimburse - P/D Overtime Detail	0.00	8,000.00	-8,000.00	0.0%
362.75 · Drug Task Force OT Reimb	0.00	3,000.00	-3,000.00	0.0%
363.51 · PennDot Snow Removal	0.00	7,500.00	-7,500.00	0.0%
<b>Total 360-363 · Departmental Earnings</b>	<b>12,314.45</b>	<b>105,100.00</b>	<b>-92,785.55</b>	<b>11.7%</b>
<b>364 · Sanitation - Garbage Collection</b>				
364.30 · Current Garbage Collection Fee	250,815.03	489,555.00	-238,739.97	51.2%
364.32 · Jordan- Refuse Bill Fee	4,325.00	8,500.00	-4,175.00	50.9%
364.35 · Garbage Collection - Delinq.	7,402.81	65,000.00	-57,597.19	11.4%
364.36 · P&I - Garbage Collection	919.65	4,000.00	-3,080.35	23.0%
364.362 · P&I - Delinq. Garbage Coll.	834.27	18,000.00	-17,165.73	4.6%
<b>Total 364 · Sanitation - Garbage Collection</b>	<b>264,296.76</b>	<b>585,055.00</b>	<b>-320,758.24</b>	<b>45.2%</b>
<b>367 · Recreation Fees</b>				
367.10 · Miniature Golf Pay to Play	0.00	300.00	-300.00	0.0%
367.14 · Park Shelter Rental Fee	475.00	5,500.00	-5,025.00	8.6%
367.15 · Community Room Rental Fee	2,200.00	4,500.00	-2,300.00	48.9%
367.20 · Pool Passes	0.00	31,000.00	-31,000.00	0.0%
367.21 · Pool General Admission	0.00	50,000.00	-50,000.00	0.0%
367.22 · Swimming Lessons	0.00	4,500.00	-4,500.00	0.0%
367.23 · Pool/Mini Golf Rentals	0.00	5,500.00	-5,500.00	0.0%
367.24 · AquaRobics/Volleyball	0.00	450.00	-450.00	0.0%
367.25 · Chair Rentals-Locks	0.00	1,100.00	-1,100.00	0.0%
367.30 · Sale of Wood Chips/Compost	0.00	100.00	-100.00	0.0%
367.40 · Pool Concessions	0.00	25,000.00	-25,000.00	0.0%
367.50 · Senior Dinner-Fees	0.00	3,000.00	-3,000.00	0.0%
367.52 · Fundraising-Recreation	400.00	7,000.00	-6,600.00	5.7%
<b>Total 367 · Recreation Fees</b>	<b>3,075.00</b>	<b>137,950.00</b>	<b>-134,875.00</b>	<b>2.2%</b>
<b>380 · Misc. Revenues</b>				
380.02 · Other	681.44	0.00	681.44	100.0%
380.03 · Insurance Dividends	0.00	48,000.00	-48,000.00	0.0%
380.50 · Military Banner Recpts	70.00	1,700.00	-1,630.00	4.1%
<b>Total 380 · Misc. Revenues</b>	<b>751.44</b>	<b>49,700.00</b>	<b>-48,948.56</b>	<b>1.5%</b>
<b>388 · Fiduciary Funds</b>				
388.01 · Police Pension Contribution	7,638.25	42,000.00	-34,361.75	18.2%
<b>Total 388 · Fiduciary Funds</b>	<b>7,638.25</b>	<b>42,000.00</b>	<b>-34,361.75</b>	<b>18.2%</b>
<b>391 · Proceeds-Gen. Fixed Asset Dispo</b>				
391.20 · Compensation of Fixed Assets	962.93	7,000.00	-6,037.07	13.8%
<b>Total 391 · Proceeds-Gen. Fixed Asset Dispo</b>	<b>962.93</b>	<b>7,000.00</b>	<b>-6,037.07</b>	<b>13.8%</b>

# BOROUGH OF CRAFTON GENERAL FUND FINANCIAL REPORT

January 1, through February 29, 2020

	<u>Jan - Feb...</u>	<u>Budget</u>	<u>\$ Over Bud...</u>	<u>% of B...</u>
<b>392 · Interfund Transfers</b>				
392.30 · Transfer from Capital Projects	7,468.78	7,469.00	-0.22	100.0%
392.35 · Transfer from Highway Aid	0.00	174,000.00	-174,000.00	0.0%
392.90 · Transfer - Unreserved Fund Bal.	0.00	145,160.00	-145,160.00	0.0%
<b>Total 392 · Interfund Transfers</b>	<u>7,468.78</u>	<u>326,629.00</u>	<u>-319,160.22</u>	<u>2.3%</u>
<b>Total Income</b>	<u>665,250.09</u>	<u>4,708,990.00</u>	<u>-4,043,739.91</u>	<u>14.1%</u>
<b>Gross Profit</b>	<u>665,250.09</u>	<u>4,708,990.00</u>	<u>-4,043,739.91</u>	<u>14.1%</u>
<b>Expense</b>				
<b>400 · Borough Council</b>				
400.05 · Salary - Council	1,400.00	8,400.00	-7,000.00	16.7%
400.24 · Council Meeting Expenses	0.00	1,000.00	-1,000.00	0.0%
400.42 · Subscriptions/Memberships-Boro	5,288.65	8,260.00	-2,971.35	64.0%
400.46 · Meetings, Confrences & Training	2,476.53	6,000.00	-3,523.47	41.3%
<b>Total 400 · Borough Council</b>	<u>9,165.18</u>	<u>23,660.00</u>	<u>-14,494.82</u>	<u>38.7%</u>
<b>400.0 · Borough Administration</b>				
400.43 · Subscriptions-Dues	928.48			
<b>Total 400.0 · Borough Administration</b>	<u>928.48</u>			
<b>401 · Mayor</b>				
401.05 · Salary - Mayor	300.00	1,800.00	-1,500.00	16.7%
401.42 · Subscriptions/Memberships-Mayor	10.00	130.00	-120.00	7.7%
<b>Total 401 · Mayor</b>	<u>310.00</u>	<u>1,930.00</u>	<u>-1,620.00</u>	<u>16.1%</u>
<b>402 · Auditing &amp; Financial Admin</b>				
402.31 · Auditing - Professional Auditor	10,500.00	12,500.00	-2,000.00	84.0%
402.45 · Payroll Contract	1,861.16	6,800.00	-4,938.84	27.4%
<b>Total 402 · Auditing &amp; Financial Admin</b>	<u>12,361.16</u>	<u>19,300.00</u>	<u>-6,938.84</u>	<u>64.0%</u>
<b>403 · Tax Collection</b>				
403.11 · Salary - Property Tax Collector	80.00	480.00	-400.00	16.7%
403.35 · Bonds - Property Tax Collector	0.00	544.00	-544.00	0.0%
403.46 · Jordan-Liens-Revivals-SherSales	780.00	12,000.00	-11,220.00	6.5%
403.461 · Jordan Tax - TCF Fees	2,904.82	18,000.00	-15,095.18	16.1%
403.462 · Jordan Tax - R/E Tax Collec Fee	0.00	7,500.00	-7,500.00	0.0%
403.463 · Jordan Tax-Prior R/E Tax Fee	1,860.41	16,000.00	-14,139.59	11.6%
403.47 · Jordan Act 511 Fees	786.81	8,000.00	-7,213.19	9.8%
403.48 · Jordan-Act 32 SWTax District	3,267.93	15,500.00	-12,232.07	21.1%
403.76 · Rad Tax Payment	3,919.41	2,500.00	1,419.41	156.8%
<b>Total 403 · Tax Collection</b>	<u>13,599.38</u>	<u>80,524.00</u>	<u>-66,924.62</u>	<u>16.9%</u>
<b>404 · Solicitor/Legal Services</b>				
404.31 · Solicitor Expenses	20,048.33	50,000.00	-29,951.67	40.1%
404.40 · Legal-Litigation	0.00	1,000.00	-1,000.00	0.0%
<b>Total 404 · Solicitor/Legal Services</b>	<u>20,048.33</u>	<u>51,000.00</u>	<u>-30,951.67</u>	<u>39.3%</u>
<b>405 · Administrative Staff</b>				
405.10 · Salary - Manager	27,487.50	78,795.00	-51,307.50	34.9%
405.11 · Salary - Treasurer	500.00	3,000.00	-2,500.00	16.7%
405.12 · Salary - Full Time Staff	14,282.68	85,696.00	-71,413.32	16.7%
405.15 · Administrative Intern	0.00	3,500.00	-3,500.00	0.0%
405.154 · Health & Accident & STD	118.60	1,000.00	-881.40	11.9%
405.156 · Hospitalization	6,327.34	58,000.00	-51,672.66	10.9%
405.161 · Social Security	2,170.26	13,000.00	-10,829.74	16.7%
405.162 · Unemployment Compensation	21.38	1,100.00	-1,078.62	1.9%
405.163 · FSA	0.00	1,500.00	-1,500.00	0.0%
405.164 · HRA	109.42	3,000.00	-2,890.58	3.6%
405.33 · Transportation Reimbursement	0.00	250.00	-250.00	0.0%
405.35 · Bonds	951.00	1,000.00	-49.00	95.1%
405.354 · Worker's Compensation	100.66	650.00	-549.34	15.5%

**BOROUGH OF CRAFTON**  
**GENERAL FUND FINANCIAL REPORT**  
January 1, through February 29, 2020

	Jan - Feb...	Budget	\$ Over Bud...	% of B...
405.42 · Dues, Subscriptions, Membership	70.00	900.00	-830.00	7.8%
405.46 · Meetings, Conferences, Training	450.00	2,000.00	-1,550.00	22.5%
<b>Total 405 · Administrative Staff</b>	<b>52,588.84</b>	<b>253,391.00</b>	<b>-200,802.16</b>	<b>20.8%</b>
<b>406 · General Administration</b>				
406.21 · Office Supplies/Postage	211.20	4,000.00	-3,788.80	5.3%
406.26 · Minor Equipment	0.00	1,500.00	-1,500.00	0.0%
406.32 · Communications	331.46	4,500.00	-4,168.54	7.4%
406.34 · Advertising	130.00	3,500.00	-3,370.00	3.7%
406.356 · Drug & Alcohol Testing	0.00	200.00	-200.00	0.0%
406.37 · Maint. & Repairs Equipment	37.20	2,000.00	-1,962.80	1.9%
406.38 · Equipment Rentals	1,765.62	11,000.00	-9,234.38	16.1%
406.74 · Major Equipment	0.00	3,000.00	-3,000.00	0.0%
<b>Total 406 · General Administration</b>	<b>2,475.48</b>	<b>29,700.00</b>	<b>-27,224.52</b>	<b>8.3%</b>
<b>407-408 · Other Professional Services</b>				
407.25 · Computer HW/SW Maint	0.00	400.00	-400.00	0.0%
407.32 · IT Expenses	870.00	12,000.00	-11,130.00	7.3%
407.42 · Subscription Service/SaaS	13,457.95	17,620.00	-4,162.05	76.4%
408.31 · Engineering - General Services	3,793.50	45,000.00	-41,206.50	8.4%
408.315 · Engineering - Retainer	300.00	1,200.00	-900.00	25.0%
<b>Total 407-408 · Other Professional Services</b>	<b>18,421.45</b>	<b>76,220.00</b>	<b>-57,798.55</b>	<b>24.2%</b>
<b>409 · Municipal Properties</b>				
409.21 · Maintenance Supplies	88.20	1,650.00	-1,561.80	5.3%
409.36 · Utilities	6,503.65	23,000.00	-16,496.35	28.3%
409.361 · Utilities - District Magistrate	1,384.32	6,500.00	-5,115.68	21.3%
409.37 · Repairs/Maintenance	2,305.97	20,000.00	-17,694.03	11.5%
409.371 · Repairs/Maint- Dist. Magistrate	1,158.53	2,000.00	-841.47	57.9%
409.45 · Contracts - Custodian/Mats	1,750.90	11,000.00	-9,249.10	15.9%
409.50 · Municipal Prop. Misc.	3,648.09	5,600.00	-1,951.91	65.1%
409.71 · Cap Improvements - Dist. Magist	0.00	5,000.00	-5,000.00	0.0%
409.76 · Deposit/Refunds-Community Room	200.00	1,700.00	-1,500.00	11.8%
<b>Total 409 · Municipal Properties</b>	<b>17,039.66</b>	<b>76,450.00</b>	<b>-59,410.34</b>	<b>22.3%</b>
<b>410 · Police Services</b>				
410.12 · Salaries - Police Officers	120,600.17	753,100.00	-632,499.83	16.0%
410.121 · Salary - Chief	16,732.52	100,395.00	-83,662.48	16.7%
410.13 · Longevity - Police	1,750.00	5,500.00	-3,750.00	31.8%
410.14 · Salary - Police Secretary	5,793.30	36,500.00	-30,706.70	15.9%
410.154 · Health & Accident & STD	717.70	4,500.00	-3,782.30	15.9%
410.156 · Hospitalization	22,733.02	135,000.00	-112,266.98	16.8%
410.161 · Social Security	13,575.80	79,000.00	-65,424.20	17.2%
410.162 · Unemployment Compensation	802.50	5,500.00	-4,697.50	14.6%
410.163 · FSA	115.00	5,500.00	-5,385.00	2.1%
410.164 · HRA	133.75	6,000.00	-5,866.25	2.2%
410.18 · Wages - Crossing Guards	17,063.94	89,100.00	-72,036.06	19.2%
410.181 · Wages - Jail Guards	0.00	1,000.00	-1,000.00	0.0%
410.19 · O.T. Police (see 380.12 Reimb.)	907.14	20,000.00	-19,092.86	4.5%
410.191 · Court /School - Reimb Expenses	154.00	3,500.00	-3,346.00	4.4%
410.192 · Court Overtime	12,774.80	50,000.00	-37,225.20	25.5%
410.193 · DANET O.T. (See 380.05 offset)	0.00	4,000.00	-4,000.00	0.0%
410.21 · Office Supplies/Postage	326.85	2,800.00	-2,473.15	11.7%
410.22 · Ammunition	0.00	1,500.00	-1,500.00	0.0%
410.23 · Uniform Allowance	914.55	12,550.00	-11,635.45	7.3%
410.232 · Uniform Allowance - Crossing Gu	0.00	500.00	-500.00	0.0%
410.24 · Fuel Expense	1,183.90	11,000.00	-9,816.10	10.8%
410.25 · Maintenance Equip.-Supplies	189.57	2,800.00	-2,610.43	6.8%
410.26 · Minor Equipment	0.00	5,000.00	-5,000.00	0.0%
410.32 · Communications	1,821.14	10,500.00	-8,678.86	17.3%
410.321 · IT Expense	870.00	7,000.00	-6,130.00	12.4%
410.354 · Worker's Compensation	7,679.34	46,100.00	-38,420.66	16.7%
410.355 · Worker's Comp.--School Guards	1,049.12	6,300.00	-5,250.88	16.7%
410.37 · Vehicle Maintenance	1,158.14	6,500.00	-5,341.86	17.8%
410.42 · Dues Police Chief	950.00	1,000.00	-50.00	95.0%
410.421 · Dues - Police Officers	0.00	1,000.00	-1,000.00	0.0%

**BOROUGH OF CRAFTON**  
**GENERAL FUND FINANCIAL REPORT**  
January 1, through February 29, 2020

	Jan - Feb...	Budget	\$ Over Bud...	% of B...
410.45 · Animal Control	600.00	4,000.00	-3,400.00	15.0%
410.53 · Civil Service Commission	0.00	300.00	-300.00	0.0%
410.74 · Capital Outlay	0.00	90,000.00	-90,000.00	0.0%
410.75 · Training - Police Officers	1,123.00	7,000.00	-5,877.00	16.0%
410.751 · Training - Police Chief	0.00	1,000.00	-1,000.00	0.0%
410.76 · Computer Expense	2,692.00	6,000.00	-3,308.00	44.9%
410.77 · Video Recording Devices	0.00	8,000.00	-8,000.00	0.0%
<b>Total 410 · Police Services</b>	<b>234,411.25</b>	<b>1,529,445.00</b>	<b>-1,295,033.75</b>	<b>15.3%</b>
<b>411 · Fire Protection</b>				
411.02 · Foreign Fire Relief	0.00	27,000.00	-27,000.00	0.0%
411.354 · Worker's Compensation	2,318.00	17,000.00	-14,682.00	13.6%
411.38 · Hydrant Rental	3,727.98	23,800.00	-20,072.02	15.7%
411.53 · Annual Contribution	24,642.52	116,500.00	-91,857.48	21.2%
411.90 · Trf to Fire Equip Fund	0.00	37,400.00	-37,400.00	0.0%
411.901 · Trf to Minor Equip. SCBA Fund	0.00	22,000.00	-22,000.00	0.0%
<b>Total 411 · Fire Protection</b>	<b>30,688.50</b>	<b>243,700.00</b>	<b>-213,011.50</b>	<b>12.6%</b>
<b>413-414 · Code Enforcement &amp; Zoning</b>				
413.13 · Salary - Ordinance Officer	1,859.26			
413.14 · Zoning Inspections	0.00	9,500.00	-9,500.00	0.0%
413.15 · Wages - Part Time Staff	2,085.88	29,000.00	-26,914.12	7.2%
413.161 · Social Security	301.80	2,000.00	-1,698.20	15.1%
413.162 · Unemployment Compensation	0.00	500.00	-500.00	0.0%
413.21 · Office Supplies	0.00	700.00	-700.00	0.0%
413.24 · Fuel	28.55	500.00	-471.45	5.7%
413.28 · Uniforms	0.00	250.00	-250.00	0.0%
413.32 · Communic/Internet - Ord. Offcr	242.96	2,200.00	-1,957.04	11.0%
413.354 · Worker's Compensation	11.16	70.00	-58.84	15.9%
413.37 · Vehicle Repairs	31.50	1,500.00	-1,468.50	2.1%
413.45 · Demolition-Blight Props	89.82	40,000.00	-39,910.18	0.2%
413.46 · Training & Education	0.00	1,500.00	-1,500.00	0.0%
413.47 · Bldg Permit DCED	0.00	300.00	-300.00	0.0%
414.12 · Bldg Permit-Inspection Fees	3,215.00	13,500.00	-10,285.00	23.8%
414.14 · ZHB - Court Reporter/Sec'y	0.00	500.00	-500.00	0.0%
414.21 · ZHB Office-Adv-Postage	0.00	200.00	-200.00	0.0%
414.31 · ZHB Legal Services	0.00	1,200.00	-1,200.00	0.0%
414.46 · Recodify Boro Ordinances	1,195.00	4,000.00	-2,805.00	29.9%
<b>Total 413-414 · Code Enforcement &amp; Zoning</b>	<b>9,060.93</b>	<b>107,420.00</b>	<b>-98,359.07</b>	<b>8.4%</b>
<b>427 · Sanitation Contract</b>				
427.10 · Garbage Contract	81,169.60	487,018.00	-405,848.40	16.7%
427.12 · Recycling Contract	12,970.40	77,822.00	-64,851.60	16.7%
<b>Total 427 · Sanitation Contract</b>	<b>94,140.00</b>	<b>564,840.00</b>	<b>-470,700.00</b>	<b>16.7%</b>
<b>430 · Public Works Department</b>				
430.10 · Salary - P/W Supervisor	13,046.68	78,280.00	-65,233.32	16.7%
430.14 · Salaries - Full Time Employees	55,807.20	330,000.00	-274,192.80	16.9%
430.15 · Wages - Reg. Overtime Pay	192.54	5,000.00	-4,807.46	3.9%
430.154 · Health & Accident & STD	421.70	2,600.00	-2,178.30	16.2%
430.156 · Hospitalization	16,777.72	100,000.00	-83,222.28	16.8%
430.16 · Wages - P/W Part Time	0.00	2,000.00	-2,000.00	0.0%
430.161 · Social Security	5,436.62	33,200.00	-27,763.38	16.4%
430.162 · Unemployment Compensation	133.95	2,700.00	-2,566.05	5.0%
430.163 · FSA	500.00	3,000.00	-2,500.00	16.7%
430.164 · HRA	1,199.11	5,000.00	-3,800.89	24.0%
430.18 · Wages - P/W Seasonal Employment	40.00	23,000.00	-22,960.00	0.2%
430.21 · Public Works - Misc. Supplies	354.32	2,500.00	-2,145.68	14.2%
430.23 · Uniforms	806.16	6,000.00	-5,193.84	13.4%
430.24 · Fuel	2,361.83	12,000.00	-9,638.17	19.7%
430.25 · Repairs - Maintenance	7,376.40	12,000.00	-4,623.60	61.5%
430.26 · Small Tools	325.47	2,500.00	-2,174.53	13.0%
430.32 · Communications	633.06	3,500.00	-2,866.94	18.1%
430.354 · Worker's Compensation	4,589.90	27,600.00	-23,010.10	16.6%
430.356 · Drug/Alcohol Testing	0.00	500.00	-500.00	0.0%
430.36 · Utilities	1,722.42	7,000.00	-5,277.58	24.6%

**BOROUGH OF CRAFTON**  
**GENERAL FUND FINANCIAL REPORT**  
 January 1, through February 29, 2020

	<u>Jan - Feb...</u>	<u>Budget</u>	<u>\$ Over Bud...</u>	<u>% of B...</u>
430.37 · Vehicle Repairs	10,037.21	14,000.00	-3,962.79	71.7%
430.42 · Licenses, Permits and Training	325.00	800.00	-475.00	40.6%
430.74 · Equipment Purchases	910.75	7,000.00	-6,089.25	13.0%
432.14 · Wages - Snow Removal Overtime	2,788.37	10,000.00	-7,211.63	27.9%
432.22 · Anti-Skid Materials	7,460.81	55,000.00	-47,539.19	13.6%
433.22 · Signs & Posts	0.00	3,000.00	-3,000.00	0.0%
433.45 · Traffic Signals Maintenance	3,275.00	2,000.00	1,275.00	163.8%
433.451 · Traffic Signals - Elect. Supply	1,046.88	6,500.00	-5,453.12	16.1%
434.45 · Street Lighting - Elect. Supply	13,750.46	85,000.00	-71,249.54	16.2%
435.22 · Material - Curbing Supplies	0.00	500.00	-500.00	0.0%
435.245 · Material - Stairs and Sidewalks	0.00	4,000.00	-4,000.00	0.0%
438.22 · Material- Roads Supplies	2,386.25	10,000.00	-7,613.75	23.9%
438.38 · Rental Equipment	120.42	5,000.00	-4,879.58	2.4%
<b>Total 430 · Public Works Department</b>	<b>153,826.23</b>	<b>861,180.00</b>	<b>-707,353.77</b>	<b>17.9%</b>
<b>452-453 · Recreation</b>				
452.14 · Wages - Pool Personnel	0.00	73,000.00	-73,000.00	0.0%
452.15 · Wages - Pool Concess.	0.00	12,000.00	-12,000.00	0.0%
452.161 · Social Security	0.00	7,000.00	-7,000.00	0.0%
452.162 · Unemployment Compensation	0.00	2,300.00	-2,300.00	0.0%
452.20 · Pool Lic., Pmts,Trng, Clrnc	0.00	1,500.00	-1,500.00	0.0%
452.21 · Maintenance Supplies	0.00	2,200.00	-2,200.00	0.0%
452.22 · Pool Filter- Repairs & Supplies	0.00	12,000.00	-12,000.00	0.0%
452.23 · Operating Supplies	0.00	4,000.00	-4,000.00	0.0%
452.25 · Pool- Repairs & Maintenance	959.76	3,000.00	-2,040.24	32.0%
452.26 · Pool Minor Equipment	0.00	2,000.00	-2,000.00	0.0%
452.27 · Computer H/W & Internet	139.38	1,000.00	-860.62	13.9%
452.32 · Communications	0.00	500.00	-500.00	0.0%
452.354 · Worker's Compensation	917.98	5,500.00	-4,582.02	16.7%
452.36 · Utilities	174.49	12,800.00	-12,625.51	1.4%
452.37 · Pool & Building - Rep/Maint	0.00	3,000.00	-3,000.00	0.0%
452.371 · Concession - Rep/Maint/Eq	0.00	2,500.00	-2,500.00	0.0%
452.72 · Capital Improvements	0.00	5,000.00	-5,000.00	0.0%
452.725 · Recreation Fundraising Purchase	0.00	7,000.00	-7,000.00	0.0%
453.21 · Supplies - Concession Stand	0.00	14,000.00	-14,000.00	0.0%
453.23 · Sr. Dinner (offset 367.50)	303.90	8,000.00	-7,696.10	3.8%
453.37 · Maint/Repairs - Mini Golf	0.00	300.00	-300.00	0.0%
453.49 · Rec. Activities - Expenses	237.90	700.00	-462.10	34.0%
<b>Total 452-453 · Recreation</b>	<b>2,733.41</b>	<b>179,300.00</b>	<b>-176,566.59</b>	<b>1.5%</b>
<b>454 · Parks</b>				
454.25 · Maintenance Supplies	0.00	1,000.00	-1,000.00	0.0%
454.26 · Minor Equipment	8.95	2,500.00	-2,491.05	0.4%
454.36 · Utilities	1,194.00	5,000.00	-3,806.00	23.9%
454.37 · Maintenance - Repairs Services	962.96	24,000.00	-23,037.04	4.0%
454.75 · Park Equip.- Cap.Improvements	0.00	5,000.00	-5,000.00	0.0%
454.76 · Deposit/Refunds - Park Shelters	0.00	1,500.00	-1,500.00	0.0%
<b>Total 454 · Parks</b>	<b>2,165.91</b>	<b>39,000.00</b>	<b>-36,834.09</b>	<b>5.6%</b>
<b>455 · Shade Trees</b>				
455.22 · Shade Tree Operating Supplies	0.00	500.00	-500.00	0.0%
455.37 · Shade Tree Health Maintenance	0.00	60,000.00	-60,000.00	0.0%
455.44 · Shade Tree - Arborist	0.00	1,500.00	-1,500.00	0.0%
455.45 · Tree Plantings	0.00	3,000.00	-3,000.00	0.0%
455.46 · Boro Gardens	0.00	700.00	-700.00	0.0%
<b>Total 455 · Shade Trees</b>	<b>0.00</b>	<b>65,700.00</b>	<b>-65,700.00</b>	<b>0.0%</b>
<b>456 · Libraries</b>				
456.54 · Annual Contributions	13,666.68	82,000.00	-68,333.32	16.7%
<b>Total 456 · Libraries</b>	<b>13,666.68</b>	<b>82,000.00</b>	<b>-68,333.32</b>	<b>16.7%</b>

# BOROUGH OF CRAFTON GENERAL FUND FINANCIAL REPORT

January 1, through February 29, 2020

	<u>Jan - Feb...</u>	<u>Budget</u>	<u>\$ Over Bud...</u>	<u>% of B...</u>
<b>457-459 · Community Activities</b>				
457.295 · Seasonal Decorations	15.37	650.00	-634.63	2.4%
457.50 · Military Banner Expenses	343.08	2,200.00	-1,856.92	15.6%
458.22 · Community Center Supplies	0.00	250.00	-250.00	0.0%
459.56 · Borough Tributes	190.95	400.00	-209.05	47.7%
459.57 · Misc. Contributions	0.00	200.00	-200.00	0.0%
<b>Total 457-459 · Community Activities</b>	<b>549.40</b>	<b>3,700.00</b>	<b>-3,150.60</b>	<b>14.8%</b>
<b>462-463 · Community &amp; Economic Develop</b>				
462.22 · Newsletter-Printing/Postage	3,085.86	14,000.00	-10,914.14	22.0%
462.34 · Advertising & Promotions	0.00	2,000.00	-2,000.00	0.0%
462.72 · Design & Mobility Improvements	0.00	60,000.00	-60,000.00	0.0%
<b>Total 462-463 · Community &amp; Economic Develop</b>	<b>3,085.86</b>	<b>76,000.00</b>	<b>-72,914.14</b>	<b>4.1%</b>
<b>471 · Debt Services - Principal</b>				
471.35 · PNC - Heavy Equipment Lease	2,190.76	12,881.00	-10,690.24	17.0%
471.351 · PNC - Dump Truck Lease	3,675.33	22,422.00	-18,746.67	16.4%
<b>Total 471 · Debt Services - Principal</b>	<b>5,866.09</b>	<b>35,303.00</b>	<b>-29,436.91</b>	<b>16.6%</b>
<b>472 · Debt Services - Interest</b>				
472.35 · PNC - Heavy Equipment Lease	182.14	1,357.00	-1,174.86	13.4%
472.351 · PNC- Dump Truck Lease	570.93	3,055.00	-2,484.07	18.7%
<b>Total 472 · Debt Services - Interest</b>	<b>753.07</b>	<b>4,412.00</b>	<b>-3,658.93</b>	<b>17.1%</b>
<b>483 · Agency And Trust</b>				
483.01 · Police Pension Contrib.	7,638.25	42,000.00	-34,361.75	18.2%
483.10 · Police Pension Fund MMO	0.00	68,500.00	-68,500.00	0.0%
483.30 · Employee Pension Fund MMO	0.00	86,915.00	-86,915.00	0.0%
<b>Total 483 · Agency And Trust</b>	<b>7,638.25</b>	<b>197,415.00</b>	<b>-189,776.75</b>	<b>3.9%</b>
<b>486 · Insurance</b>				
486.01 · Compreh. Liability/Property Ins	0.00	84,000.00	-84,000.00	0.0%
486.03 · Drug Screening	0.00	2,000.00	-2,000.00	0.0%
486.81 · Property Loss Claims-Borough	0.00	10,000.00	-10,000.00	0.0%
<b>Total 486 · Insurance</b>	<b>0.00</b>	<b>96,000.00</b>	<b>-96,000.00</b>	<b>0.0%</b>
<b>491 · Refunds of Prior Year Expenses</b>				
491.02 · RE Tax Refund - Prior	0.00	2,000.00	-2,000.00	0.0%
491.03 · Refunds - LST	0.00	400.00	-400.00	0.0%
491.06 · Refunds - Trash Collection	0.00	300.00	-300.00	0.0%
491.50 · Service Tax Credit - R/E Refund	0.00	1,100.00	-1,100.00	0.0%
491.51 · Service Tax Credit - EIT Refund	0.00	1,300.00	-1,300.00	0.0%
<b>Total 491 · Refunds of Prior Year Expenses</b>	<b>0.00</b>	<b>5,100.00</b>	<b>-5,100.00</b>	<b>0.0%</b>
<b>492 · Interfund Operating Transfers</b>				
492.04 · Transfer to Celebrates Fund	0.00	6,300.00	-6,300.00	0.0%
<b>Total 492 · Interfund Operating Transfers</b>	<b>0.00</b>	<b>6,300.00</b>	<b>-6,300.00</b>	<b>0.0%</b>
<b>Total Expense</b>	<b>705,523.54</b>	<b>4,708,990.00</b>	<b>-4,003,466.46</b>	<b>15.0%</b>
<b>Net Income</b>	<b><u>-40,273.45</u></b>	<b><u>0.00</u></b>	<b><u>-40,273.45</u></b>	<b><u>100.0%</u></b>

## Crafton Celebrates Financial Report

January 1, through February 29, 2020

	Jan -...	Budget	\$ Over B...	% of...
<b>Income</b>				
367.00 - Celebrates Income	300.00	34,000.00	-33,700.00	0.9%
391.01 Trf from General Fund	0.00	6,300.00	-6,300.00	0.0%
<b>Total Income</b>	<u>300.00</u>	<u>40,300.00</u>	<u>-40,000.00</u>	<u>0.7%</u>
<b>Expense</b>				
457.01 Celebrates Expense				
457.21 Misc. Expenses	0.00	200.00	-200.00	0.0%
457.22 Marketing & Mailers	0.00	2,500.00	-2,500.00	0.0%
457.31 Celebrates Fireworks	0.00	8,000.00	-8,000.00	0.0%
457.35 Event Security	0.00	1,100.00	-1,100.00	0.0%
457.38 Attractions & Rentals	0.00	20,000.00	-20,000.00	0.0%
457.39 Entertainment-Stage	0.00	3,500.00	-3,500.00	0.0%
457.41 Booth Expenses	0.00	3,000.00	-3,000.00	0.0%
<b>Total 457.01 Celebrates Expense</b>	<u>0.00</u>	<u>38,300.00</u>	<u>-38,300.00</u>	<u>0.0%</u>
<b>Total Expense</b>	<u>0.00</u>	<u>38,300.00</u>	<u>-38,300.00</u>	<u>0.0%</u>
<b>Net Income</b>	<u><u>300.00</u></u>	<u><u>2,000.00</u></u>	<u><u>-1,700.00</u></u>	<u><u>15.0%</u></u>

## Road Tax Fund Financial Report

January 1, through February 29, 2020

	Jan - Fe...	Budget	\$ Over Bu...	% of B...
<b>Income</b>				
301.10 Road Tax - Current	0.00	490,679.00	-490,679.00	0.0%
301.20 Road Tax - Prior	0.00	20,000.00	-20,000.00	0.0%
319.01 Road Tax Pen/Int	0.00	5,000.00	-5,000.00	0.0%
380.01 Refund Prior Expenses	0.00	0.00	0.00	0.0%
392.31 TRF- Road Fund Reserve	0.00	465,379.00	-465,379.00	0.0%
<b>Total Income</b>	<u>0.00</u>	<u>981,058.00</u>	<u>-981,058.00</u>	<u>0.0%</u>
<b>Gross Profit</b>	0.00	981,058.00	-981,058.00	0.0%
<b>Expense</b>				
408.31 Engineering - Roads	7,117.50	90,000.00	-82,882.50	7.9%
408.315 Engineering - GLG	13,487.13			
421.00 Bank Fees	0.00	0.00	0.00	0.0%
437.25 Equipment Repairs	0.00	3,000.00	-3,000.00	0.0%
438.22 In-House Paving Material	0.00	17,000.00	-17,000.00	0.0%
438.45 Road - Contract Services	0.00	40,000.00	-40,000.00	0.0%
439.45 Road Paving Program	0.00	403,045.00	-403,045.00	0.0%
439.455 Road Program-Prior Year	0.00	300,000.00	-300,000.00	0.0%
491.10 Tax Refunds - Current	0.00	1,000.00	-1,000.00	0.0%
491.20 Tax Refund - Prior	0.00	1,000.00	-1,000.00	0.0%
492.30 Trf. to Capital Projects	0.00	126,013.00	-126,013.00	0.0%
<b>Total Expense</b>	<u>20,604.63</u>	<u>981,058.00</u>	<u>-960,453.37</u>	<u>2.1%</u>
<b>Net Income</b>	<u><u>-20,604.63</u></u>	<u><u>0.00</u></u>	<u><u>-20,604.63</u></u>	<u><u>100.0%</u></u>



# Sewer Fund FINANCIAL REPORT


January 1, through February 29, 2020

	Jan - Feb...	Budget	\$ Over Bud...	% of B...
<b>Income</b>				
319 · Interest/Penalty-Jordan	3,126.99	16,000.00	-12,873.01	19.5%
341 · Interest on Investment-PLGIT	3,683.19	25,000.00	-21,316.81	14.7%
357.04 · GROW Grant Disbursement	0.00	94,053.00	-94,053.00	0.0%
364 · Current Sewer User Fees	339,069.47	2,074,000.00	-1,734,930.53	16.3%
364.01 · Delinquent Sewer User Fees	1,777.60	12,000.00	-10,222.40	14.8%
380 · Other - Alcosan Billing Reimb.	7,339.02	7,500.00	-160.98	97.9%
382 · Misc Income	105.68			
383.10 · Sewer Tap In Fees	1,500.00			
392.08 · Trf from Sewer Fund Reserve	0.00	34,000.00	-34,000.00	0.0%
<b>Total Income</b>	<b>356,601.95</b>	<b>2,262,553.00</b>	<b>-1,905,951.05</b>	<b>15.8%</b>
<b>Gross Profit</b>	<b>356,601.95</b>	<b>2,262,553.00</b>	<b>-1,905,951.05</b>	<b>15.8%</b>
<b>Expense</b>				
408.312 · Engineering - General Projects	10,240.15	50,000.00	-39,759.85	20.5%
408.314 · Engineering - GROW Projects	25,626.75	10,000.00	15,626.75	256.3%
408.316 · Engineering - Consent Order	16,744.90	90,000.00	-73,255.10	18.6%
421 · Office Supplies-Postage	344.10	1,000.00	-655.90	34.4%
425 · Maint/Rep.Materials	629.38	4,000.00	-3,370.62	15.7%
430 · Billing Fee - PAWC/Jordan	309.23	25,000.00	-24,690.77	1.2%
436 · Alcosan - Qtrly Usage Chgs	0.00	1,106,000.00	-1,106,000.00	0.0%
437 · Equipment Repairs	359.96	5,000.00	-4,640.04	7.2%
438 · Fuel - Sweeper- Trk#108	611.20	5,000.00	-4,388.80	12.2%
442 · Dues - Permits	3,228.00	7,920.00	-4,692.00	40.8%
445 · Vactor charge	0.00	4,000.00	-4,000.00	0.0%
446 · Munic. Claim Commission	619.28	4,000.00	-3,380.72	15.5%
470.1 · Principal - Pennvest I	12,451.27	55,378.00	-42,926.73	22.5%
470.2 · Principal - Pennvest II	3,312.55	40,100.00	-36,787.45	8.3%
471.1 · Interest - Pennvest I	2,650.89	10,960.00	-8,309.11	24.2%
471.2 · Interest - Pennvest II	733.43	8,450.00	-7,716.57	8.7%
471.35 · Principal - PNC - ELGIN Sweeper	8,407.03	51,260.00	-42,852.97	16.4%
472.35 · Interest - PNC - ELGIN Sweeper	1,444.49	7,850.00	-6,405.51	18.4%
473.702 · General Project Construction	4,500.00	205,000.00	-200,500.00	2.2%
473.704 · GROW Project Construction	0.00	95,053.00	-95,053.00	0.0%
473.706 · Consent Order - Contract Work	43,312.35	400,000.00	-356,687.65	10.8%
491 · Refunds	0.00	3,500.00	-3,500.00	0.0%
492.18 · Transfer to Capital Projects	0.00	65,082.00	-65,082.00	0.0%
493.01 · Backflow Prevention Program	0.00	8,000.00	-8,000.00	0.0%
<b>Total Expense</b>	<b>135,524.96</b>	<b>2,262,553.00</b>	<b>-2,127,028.04</b>	<b>6.0%</b>
<b>Net Income</b>	<b>221,076.99</b>	<b>0.00</b>	<b>221,076.99</b>	<b>100.0%</b>

**Capital Projects Reserve Fund**  
**CAPITAL PROJECT RESERVE FUND FINANCIAL REPORT**  
 January 1, through February 29, 2020

	<u>Jan - Fe...</u>	<u>Budget</u>	<u>\$ Over Bud...</u>	<u>% of ...</u>
<b>Income</b>				
<b>355 - State Grants</b>				
355.08-Sewer & Water	0.00	0.00	0.00	0.0%
355.09-Facilities	0.00	0.00	0.00	0.0%
355.10-Public Safety	0.00	0.00	0.00	0.0%
355.13-Blight Remediation	0.00	0.00	0.00	0.0%
355.30-General Infrastructure	0.00	0.00	0.00	0.0%
355.31-Road & Street	0.00	704,051.00	-704,051.00	0.0%
355.54-Parks & Recreation	0.00	175,000.00	-175,000.00	0.0%
355.62-Community Development	0.00	0.00	0.00	0.0%
355.90-Other/Misc State Grants	0.00	0.00	0.00	0.0%
<b>Total 355 - State Grants</b>	<b>0.00</b>	<b>879,051.00</b>	<b>-879,051.00</b>	<b>0.0%</b>
<b>357 - County &amp; Agency Grants</b>				
357.08-Sewer & Water	0.00	507,000.00	-507,000.00	0.0%
357.09-Facilities	0.00	0.00	0.00	0.0%
357.10-Public Safety	0.00	0.00	0.00	0.0%
357.13-Blight Remediation	0.00	0.00	0.00	0.0%
357.30-General Infrastructure	0.00	28,000.00	-28,000.00	0.0%
357.31-Road & Street	0.00	0.00	0.00	0.0%
357.54-Parks & Recreation	0.00	200,000.00	-200,000.00	0.0%
357.62-Community Development	0.00	0.00	0.00	0.0%
357.90-Other/Misc. Grants	0.00	0.00	0.00	0.0%
<b>Total 357 - County &amp; Agency Grants</b>	<b>0.00</b>	<b>735,000.00</b>	<b>-735,000.00</b>	<b>0.0%</b>
<b>392 - Interfund Transfers</b>				
392.01-Trf from General Fund	0.00	0.00	0.00	0.0%
392.08-Trf from Sewer Fund	0.00	65,082.00	-65,082.00	0.0%
392.31-Trf from Road Fund	0.00	126,013.00	-126,013.00	0.0%
<b>Total 392 - Interfund Transfers</b>	<b>0.00</b>	<b>191,095.00</b>	<b>-191,095.00</b>	<b>0.0%</b>
<b>393 - Reserve Transfers</b>				
393.01-Trf from Unreserved Fund	0.00	0.00	0.00	0.0%
393.08-Trf from Sewer Reserve	0.00	102,918.00	-102,918.00	0.0%
393.18-Trf from Cap. Proj. Resv	0.00	0.00	0.00	0.0%
393.31-Trf from Road Reserve	0.00	0.00	0.00	0.0%
<b>Total 393 - Reserve Transfers</b>	<b>0.00</b>	<b>102,918.00</b>	<b>-102,918.00</b>	<b>0.0%</b>
<b>399 - Other Revenues &amp; Payments</b>				
399.01-Miscellaneous	0.00	0.00	0.00	0.0%
399.05-Refunds	0.00	0.00	0.00	0.0%
<b>Total 399 - Other Revenues &amp; Payments</b>	<b>0.00</b>	<b>0.00</b>	<b>0.00</b>	<b>0.0%</b>
<b>Total Income</b>	<b>0.00</b>	<b>1,908,064.00</b>	<b>-1,908,064.00</b>	<b>0.0%</b>
<b>Expense</b>				
<b>408 - Engineering</b>				
408.08-Sewer & Water	0.00	225,000.00	-225,000.00	0.0%
408.09-Facilities	0.00	0.00	0.00	0.0%
408.10-Public Safety	0.00	0.00	0.00	0.0%
408.13-Blight Remediation	0.00	0.00	0.00	0.0%
408.30-General Infrastructure	0.00	0.00	0.00	0.0%
408.31-Road & Street	0.00	52,000.00	-52,000.00	0.0%
408.54-Parks & Recreation	0.00	38,000.00	-38,000.00	0.0%
408.62-Community Development	0.00	0.00	0.00	0.0%
408.90-Other/Misc. Projects	0.00	0.00	0.00	0.0%
<b>Total 408 - Engineering</b>	<b>0.00</b>	<b>315,000.00</b>	<b>-315,000.00</b>	<b>0.0%</b>
<b>470 - General Project Expenses</b>				
470.08-Sewer & Water	0.00	450,000.00	-450,000.00	0.0%
470.09-Facilities	0.00	0.00	0.00	0.0%
470.10-Public Safety	0.00	0.00	0.00	0.0%
470.13-Blight Remediation	0.00	0.00	0.00	0.0%
470.30-General Infrastructure	0.00	28,000.00	-28,000.00	0.0%
470.31-Road & Street	0.00	780,064.00	-780,064.00	0.0%
470.54-Parks & Recreation	0.00	335,000.00	-335,000.00	0.0%
470.62-Community Development	0.00	0.00	0.00	0.0%

	<u>Jan - Fe...</u>	<u>Budget</u>	<u>\$ Over Bud...</u>	<u>% of ...</u>
<b>470.90-Other/Misc. Projects</b>	<u>7,468.78</u>	<u>0.00</u>	<u>7,468.78</u>	<u>100.0%</u>
<b>Total 470 - General Project Expenses</b>	<u>7,468.78</u>	<u>1,593,064.00</u>	<u>-1,585,595.22</u>	<u>0.5%</u>
<b>Total Expense</b>	<u>7,468.78</u>	<u>1,908,064.00</u>	<u>-1,900,595.22</u>	<u>0.4%</u>
<b>Net Income</b>	<u><u>-7,468.78</u></u>	<u><u>0.00</u></u>	<u><u>-7,468.78</u></u>	<u><u>100.0%</u></u>



# Jordan Tax Service, Inc.

102 Rahway Road • McMurray, PA 15317-3349  
(412) 835-5243 • Fax (412) 835-5244  
(724) 731-2300 • Fax (724) 731-2398  
www.jordantax.com

Tax & Record  
Services  
Municipal  
Business  
Individual

March 18, 2020

Borough of Crafton  
Russell McKibben, Interim Manager  
Municipal Building  
100 Stotz Avenue  
Pittsburgh, PA 15205

RE: Delinquent Earned Income & Net Profits Tax  
Collection Summary Report  
February, 2020

Detailed below are the Delinquent Earned Income Tax Collections remitted to the Borough for the Month of February, 2020:

PERIOD	TAX	PEN & INT	MUNICIPAL SHARE (50.00%)	
			MONTH	YEAR TO DATE
2011 and Prior	\$ 2,063.52	\$ 682.31	\$ 2,745.83	\$ 3,504.69
Add: Commissions	271.49	-	271.49	347.38
Refunds Issued	-	-	-	-
Net Collections	<u>\$ 2,335.01</u>	<u>\$ 682.31</u>	<u>\$ 3,017.32</u>	<u>\$ 3,852.07</u>

Amounts Transferred:

Date	Reference	Amount
02/28/20	Ck #2247	\$ 3,017.32

Total Transfers \$ 3,017.32

We have enclosed our invoice for services.

Very truly yours,  
JORDAN TAX SERVICE, INC.


WILLIAM R. LINNERT, JR.

**BOROUGH OF CRAFTON**  
**Earned Income Tax Collections**  
January 1 through February 28, 2020

	<u>Jan 1 - F...</u>	<u>Budget</u>	<u>\$ Over Bu...</u>	<u>% of ...</u>
<b>Income</b>				
<b>310 · Act 511 Taxes</b>				
310.21 · EIT - Current	630.86	620,000.00	-619,369.14	0.1%
310.22 · EIT - Prior	177,327.88	220,000.00	-42,672.12	80.6%
<b>Total 310 · Act 511 Taxes</b>	<u>177,958.74</u>	<u>840,000.00</u>	<u>-662,041.26</u>	<u>21.2%</u>
<b>319 · Penalty/Interest</b>				
319.12 · P&I - EIT	151.48	1,000.00	-848.52	15.1%
<b>Total 319 · Penalty/Interest</b>	<u>151.48</u>	<u>1,000.00</u>	<u>-848.52</u>	<u>15.1%</u>
<b>Total Income</b>	<u>178,110.22</u>	<u>841,000.00</u>	<u>-662,889.78</u>	<u>21.2%</u>
<b>Gross Profit</b>	<u>178,110.22</u>	<u>841,000.00</u>	<u>-662,889.78</u>	<u>21.2%</u>
<b>Expense</b>				
<b>403 · Tax Collection</b>				
403.48 · Jordan-Act 32 SWTax District	3,267.93	15,500.00	-12,232.07	21.1%
<b>Total 403 · Tax Collection</b>	<u>3,267.93</u>	<u>15,500.00</u>	<u>-12,232.07</u>	<u>21.1%</u>
<b>Total Expense</b>	<u>3,267.93</u>	<u>15,500.00</u>	<u>-12,232.07</u>	<u>21.1%</u>
<b>Net Income</b>	<u><u>174,842.29</u></u>	<u><u>825,500.00</u></u>	<u><u>-650,657.71</u></u>	<u><u>21.2%</u></u>

**CURRENT YEAR TO DATE DISTRIBUTIONS**

	Resident Tax Amount	Non- Pen/Int Resident Tax Amount	Non- Pen/Int Resident Tax Amount	Costs & Credits	Total Collections	Dist Year	Resident Tax Amount	Non- Pen/Int Resident Tax Amount	TCD Commission	Charges & Credits	Total Distribution
2013 Collections	285.62	0.00	0.00	0.00	285.62	2020	285.62	0.00	(5.12)	0.00	\$280.50
2016 Collections	547.64	0.00	53.00	0.00	600.64	2020	547.64	0.00	(10.81)	0.00	\$589.83
2019 Collections	176,510.66	990.51	67.98	0.00	177,569.15	2020	176,510.66	990.51	(3,196.25)	0.00	\$174,372.90
2020 Collections	630.86	0.00	0.00	0.00	630.86	2020	630.86	0.00	(11.35)	0.00	\$619.51
2017 Collections	249.00	0.00	0.00	0.00	249.00	2020	249.00	0.00	(4.48)	0.00	\$244.52
2018 Collections	2,515.13	0.00	30.50	0.00	2,545.63	2020	2,515.13	0.00	(45.72)	0.00	\$2,499.91
2015 Collections	(322.68)	0.00	0.00	0.00	(322.68)	2020	(322.68)	0.00	5.80	0.00	(\$316.88)
2019 Refunds	(3,109.50)	0.00	0.00	0.00	(3,109.50)	2020	(3,109.50)	0.00	0.00	0.00	(\$3,109.50)
2018 Refunds	(338.50)	0.00	0.00	0.00	(338.50)	2020	(338.50)	0.00	0.00	0.00	(\$338.50)
<b>Current Year To Date</b>	<b>176,968.23</b>	<b>990.51</b>	<b>151.48</b>	<b>0.00</b>	<b>178,110.22</b>	<b>2020</b>	<b>176,968.23</b>	<b>990.51</b>	<b>(3,267.93)</b>	<b>0.00</b>	<b>\$174,842.29</b>



# Jordan Tax Service, Inc.

102 Rahway Road • McMurray, PA 15317-3349

(412) 835-5243 • Fax (412) 835-5244

(724) 731-2300 • Fax (724) 731-2398

www.jordantax.com

Tax & Record  
Services  
Municipal  
Business  
Individual

March 18, 2020

Borough of Crafton  
Russell McKibben, Interim Manager  
Municipal Building  
100 Stotz Avenue  
Pittsburgh, PA 15205

RE: Business Privilege Tax  
Collection Summary Report  
February, 2020

Detailed below are the Business Privilege Tax Collections remitted to the Borough for the Collection Period of February 1, 2020 through February 29, 2020:

<u>PERIOD</u>	<u>TAX</u>	<u>LICENSE</u>	<u>PEN &amp; INT</u>	<u>TOTAL COLLECTIONS</u>	<u>YEAR TO DATE</u>
2018 and Prior	\$ -	\$ -	\$ -	\$ -	\$ -
2019	173.63	30.00	22.12	225.75	404.06
2020	-	-	-	-	-
Total Collections	<u>173.63</u>	<u>30.00</u>	<u>22.12</u>	<u>225.75</u>	<u>404.06</u>
Refunds Issued	-	-	-	-	-
	<u>\$ 173.63</u>	<u>\$ 30.00</u>	<u>\$ 22.12</u>		
Net Collections				<u>\$ 225.75</u>	<u>\$ 404.06</u>


Amounts Deposited:

<u>Date</u>	<u>Batch #</u>	<u>Amount</u>
02/18/20	43	\$ 225.75
Total Deposited		<u>\$ 225.75</u>

We have enclosed our invoice for services.

Very truly yours,  
JORDAN TAX SERVICE, INC.

WILLIAM R. LINNERT, JR.



# Jordan Tax Service, Inc.

102 Rahway Road • McMurray, PA 15317-3349

(412) 835-5243 • Fax (412) 835-5244

(724) 731-2300 • Fax (724) 731-2398

www.jordantax.com

Tax & Record  
Services  
Municipal  
Business  
Individual

March 18, 2020

Borough of Crafton  
Russell McKibben, Interim Manager  
Municipal Building  
100 Stotz Avenue  
Pittsburgh, PA 15205

RE: Mercantile Tax  
Collection Summary Report  
February, 2020

Detailed below are the Mercantile Tax Collections remitted to the Borough for the Collection Period of February 1, 2020 through February 29, 2020:

<u>PERIOD</u>	<u>TAX</u>	<u>PEN &amp; INT</u>	<u>TOTAL COLLECTIONS</u>	<u>YEAR TO DATE</u>
2018 and Prior	\$ -	\$ -	\$ -	\$ -
2019	24,544.27	38.39	24,582.66	24,953.58
2020	-	-	-	-
	<u>\$ 24,544.27</u>	<u>\$ 38.39</u>		
Total Collections			<u>\$ 24,582.66</u>	<u>\$ 24,953.58</u>

Amounts Deposited:

<u>Date</u>	<u>Batch #</u>	<u>Amount</u>
02/18/20	26	\$ 24,568.52
02/26/20	27	14.14


Total Deposited \$ 24,582.66

We have enclosed our invoice for services.

Very truly yours,  
JORDAN TAX SERVICE, INC.

WILLIAM R. LINNERT, JR.





# Jordan Tax Service, Inc.

102 Rahway Road • McMurray, PA 15317-3349

(412) 835-5243 • Fax (412) 835-5244

(724) 731-2300 • Fax (724) 731-2398

www.jordantax.com

Tax & Record  
Services

Municipal

Business

Individual

March 18, 2020

Borough of Crafton  
Russell McKibben, Interim Manager  
Municipal Building  
100 Stotz Avenue  
Pittsburgh, PA 15205

RE: Local Services Tax Collections  
Collection Summary Report  
February, 2020

Detailed below are the Local Services Tax Collections remitted to the Borough for the Collection Period of February 1, 2020 through February 29, 2020:

<u>PERIOD</u>	<u>TAX</u>	<u>PEN &amp; INT</u>	<u>TOTAL COLLECTIONS</u>	<u>YEAR TO DATE</u>
2018 and Prior	\$ 68.00	\$ -	\$ 68.00	\$ 68.00
2019	8,118.54	-	8,118.54	10,484.13
2020	-	-	-	-
Total Collections	8,186.54	-	8,186.54	10,552.13
Refunds Issued	-	-	-	-
	<u>\$ 8,186.54</u>	<u>\$ -</u>	<u>\$ 8,186.54</u>	<u>\$ 10,552.13</u>
Net Collections			<u>\$ 8,186.54</u>	<u>\$ 10,552.13</u>

Amounts Remitted:


<u>Date</u>	<u>Batch #</u>	<u>Amount</u>
02/04/20	54	\$ 1,618.98
02/20/20	55	3,899.88
02/20/20	56	2,599.68
02/27/20	52/49	68.00

Total Deposited \$ 8,186.54

We have enclosed our invoice for services.

Very truly yours,  
JORDAN TAX SERVICE, INC.

*William R. Linnert, Jr.*  
WILLIAM R. LINNERT, JR.



# Jordan Tax Service, Inc.

102 Rahway Road • McMurray, PA 15317-3349

(412) 835-5243 • Fax (412) 835-5244

(724) 731-2300 • Fax (724) 731-2398

www.jordantax.com

Tax & Record  
Services  
Municipal  
Business  
Individual

March 18, 2020

Borough of Crafton  
Russell McKibben, Interim Manager  
Municipal Building  
100 Stotz Avenue  
Pittsburgh, PA 15205

RE: Real Estate Taxes  
Collection Summary Report  
February, 2020

Detailed below are the 2019 Real Estate Tax Collections deposited to the Borough account for the Month of February, 2020:

	CURRENT PERIOD			YEAR TO DATE
	REAL ESTATE	ROAD	TOTAL	
FACE TAX	\$ 1,710.07	\$ 579.07	\$ 2,289.14	\$ 1,944,423.58
Less: Discount	-	-	-	(34,105.45)
Plus: Penalty	-	-	-	2,689.64
<b>Total Collections</b>	<b>\$ 1,710.07</b>	<b>\$ 579.07</b>	<b>\$ 2,289.14</b>	<b>\$ 1,913,007.77</b>


Amounts Deposited:

Date	Batch #	Amount
02/03/20	51	\$ 1,141.54
02/19/20	52	1,147.60
<b>Total Deposits</b>		<b>2,289.14</b>
Less: Refunds:		-
<b>Net Collections</b>		<b>\$ 2,289.14</b>

	2018	2018	2019	2019	TOTAL
	REAL ESTATE	ROAD	REAL ESTATE	ROAD	
<b>FACE BALANCE 3/1/2019</b>	\$ -	\$ -	\$ 1,527,404.44	\$ 517,215.74	\$ 2,044,620.18
Add: Additions	-	-	12,804.88	4,336.05	17,140.93
Less: Exonerations	-	-	(4,066.09)	(1,376.93)	(5,443.02)
<b>ADJUSTED FACE BALANCE</b>	-	-	1,536,143.23	520,174.86	2,056,318.09
Less: Total Collections	-	-	(1,451,645.26)	(492,778.32)	(1,944,423.58)
Less: Turned Over to Delinquent	-	-	(77,764.85)	(25,116.40)	(102,881.25)
<b>FACE BALANCE 02/29/2020</b>	<b>\$ -</b>	<b>\$ -</b>	<b>\$ 6,733.12</b>	<b>\$ 2,280.14</b>	<b>\$ 9,013.26</b>

Very truly yours,  
JORDAN TAX SERVICE, INC.

*William R. Linnert, Jr.*  
WILLIAM R. LINNERT, JR.



# Jordan Tax Service, Inc.

102 Rahway Road • McMurray, PA 15317-3349

(412) 835-5243 • Fax (412) 835-5244

(724) 731-2300 • Fax (724) 731-2398

www.jordantax.com

Tax & Record  
Services

Municipal  
Business  
Individual

March 18, 2020

Borough of Crafton  
Russell McKibben, Interim Manager  
Municipal Building  
100 Stotz Avenue  
Pittsburgh, PA 15205

RE: Trash Removal  
Collection Summary Report  
February, 2020

Detailed below are the 2020 Trash Removal Collections remitted to the Borough for the Month of February, 2020:

	<u>BILLING FEE</u>	<u>GARBAGE</u>	<u>TOTAL CURRENT PERIOD</u>	<u>YEAR TO DATE</u>
FACE TAX	\$ 4,380.00	\$ 259,802.63	\$ 264,182.63	\$ 264,182.63
Less: Discount	-	(12,871.00)	(12,871.00)	(12,871.00)
Plus: Penalty	-	-	-	-
<b>Total Collections</b>	<b>\$ 4,380.00</b>	<b>\$ 246,931.63</b>	<b>\$ 251,311.63</b>	<b>\$ 251,311.63</b>

Amounts Deposited:

<u>Date</u>	<u>Batch #</u>	<u>Amount</u>
02/11/20	01	\$ 36,138.75
02/13/20	02	25,647.50
02/18/20	03	19,531.75
02/18/20	04	36,351.29
02/24/20	05	34,392.75
02/24/20	06	25,499.25
02/26/20	07	34,308.00
02/28/20	08	37,870.10
Total		249,739.39
Add: Credits from 2019	2000	1,572.28
Total Deposits		<b>\$ 251,311.67</b>

	<u>BILLING</u>	<u>GARBAGE</u>	<u>YEAR-TO-DATE</u>
<b>FACE BALANCE 02/01/2019</b>	\$ 9,875.00	\$ 584,325.00	\$ 594,200.00
Add: Additions	-	-	-
Less: Deletions	-	-	-
<b>ADJUSTED FACE BALANCE</b>	9,875.00	584,325.00	594,200.00
Less: Total Collections	(4,380.00)	(259,802.63)	(264,182.63)
Less: Turned Over to Delinquent	-	-	-
<b>FACE BALANCE 02/29/2020</b>	<b>\$ 5,495.00</b>	<b>\$ 324,522.37</b>	<b>\$ 330,017.37</b>

Very truly yours,  
JORDAN TAX SERVICE, INC.

*William R. Linnert, Jr.*  
WILLIAM R. LINNERT, JR.



**JORDAN TAX SERVICE, INC.**  
**102 RAHWAY ROAD**  
**MCMURRAY, PA 15317-3349**  
**(724) 731-2300**

March 16, 2020

Borough of Crafton  
 Russell McKibben, Interim Manager  
 Municipal Building  
 100 Stotz Avenue  
 Pittsburgh, PA 15205

Gentlemen:

We are forwarding herewith counterfoils for delinquent taxes and municipal claims collected and satisfied since date of our last report. We are also forwarding deposit slips as summarized below and the Prothonotary's receipts for satisfaction costs advanced by our office.

**DELINQUENT TAXES:**

Receipts: #13802-13812, 13814-13820, 13822 (#13813 "NO CONSIDERATION PASSING") (#13821 "VOID")

	Face Tax	Penalty	Interest	Costs	TOTAL
Prior 2019	739.14	67.45	91.53	109.39	1,007.51
2019	5,943.93	649.28	-	61.52	6,654.73
Record/Sheriff Sale Costs					231.75
Commission Collected					383.13

**MUNICIPAL CLAIMS: "Trash"**

Receipts: #2171-2331, 2233-2246, 2248-2284 (#2232 "NO CONSIDERATION PASSING") (#2247 "VOID")

	Face Tax	Penalty	Interest	Costs	Comm	TOTAL
Commission Collected	24,168.75	2,385.91	-	554.52	-	27,109.18
						1,356.38

**MUNICIPAL CLAIMS: "Trash"**

Receipts: #4262, 4265, 4267-4268

	Face Tax	Penalty	Interest	Costs	Comm	TOTAL
Record/Sheriff Sale Costs	740.59	49.85	181.98	149.00	-	1,121.42
Commission Collected						222.00
						59.45

**MUNICIPAL CLAIMS: "Sewage"**

Receipts: #4261, 4263-4264, 4266, 4269

	Face Tax	Penalty	Interest	Costs	Comm	TOTAL
Commission Collected	507.68	21.74	144.94	290.00	-	964.36
						49.01

**Total Collections, Taxes and Claims:**

Taxes	S	8,277.12	Ck. #1451	<u>S 39,158.92</u>
Trash	S	29,868.43	Ck. #1452	
Sewage	S	1,013.37	Ck. #1453	

Deposits Per Enclosed Receipts:


DATE	AMOUNT	DATE	AMOUNT	DATE	AMOUNT
02/03/20	1,157.69	02/07/20	812.22	02/24/20	696.57
02/03/20	3,107.54	02/07/20	6,082.96	02/25/20	177.18
02/06/20	248.42	02/10/20	247.00	02/25/20	2,229.09
02/06/20	2,637.92	02/13/20	1,372.11	02/25/20	11,597.76
02/06/20	6,275.67	02/19/20	1,178.42	02/27/20	634.87
02/07/20	183.74	02/24/20	519.76		

**Total Deposits**

39,158.92

\*Partial Payments Not Yet Applied - \$182.44

JORDAN TAX SERVICE, INC.

  
 William R. Linnert, Jr.

**BOROUGH OF CRAFTON  
POLICE DEPARTMENT**

**MARK A. SUMPTER**  
CHIEF OF POLICE

100 STOTZ AVENUE  
CRAFTON, PENNSYLVANIA 15205

**JAMES G. BLOOM**  
MAYOR



**March 19, 2020**

**Crafton Police responded to 199 complaints during the month of February 2020.**

The following 3 pages attached show a print out of the calls answered by Crafton Police.

Paid parking tags paid at the window – \$70.00

Copies of Police Reports – \$165.00

One solicitor permit was issued for the month of February - \$100.00

Two (2) truck permits were issued for the month of February - \$20.00

Fines collected by the Magistrate and paid to the borough for February - \$3,072.76

There were 119 citations issued, 53 citation warnings, 3 parking tags, 1 AccuTrak – 176 total

**Crafton Borough had no narcotic related calls for the month of February 2020.**

**Naloxone (Narcan) was not used by Crafton Police or EMS.**

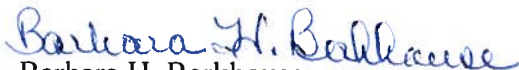
**Mileage on Police Cars:**

Unit #11-1 - 177 miles ending at 73,754 / Unit #11-1 taken out of service on 2-3-2020

Unit #11-2 - 2,558 miles ending at 2,791 / New Unit #11-2 placed in service on 2-3-2020

Unit #11-3 - 2,641 miles ending at 62,459

Respectfully submitted,

  
Barbara H. Berkhouse  
Police Secretary

**Calls for Service - by Keyword**

CRAFTON BOROUGH

Incidents Reported Between 02/01/2020 and 02/29/2020



Code	Description	Primary Count	Secondary UCR Count		
			Code 2	Code 3	Code 4
<b>ACCIDENT M</b>					
3100	MOTOR VEHICLE ACCIDENTS	6			
6002	TRAFFIC ACCIDENT INVOLVING DEATH	1			
6006	TRAFFIC ACCIDENT INVOLVING INJURY	1			
6008	ACCIDENT INVOLVING NONINJURY	1			
		9			
<b>ALARM</b>					
3810	SERVICE CALL-ALARMS-UNFOUNDED-EXCPT FIRE	21			
3840	FIRES (INCLUDING ALARMS-FOUNDED/UNFOUNDED)	5			
		26			
<b>ALL ORDINA</b>					
2830	TWP ORD-ALL OTHER	1			
<b>ALL OTHER</b>					
2640	ALL OTHER ORDINANCE VIOLATIONS	1			
<b>ANIMAL</b>					
5502	ANIMAL COMPLAINTS - BARKING DOGS	1			
5504	ANIMAL COMPLAINTS - DOG BITES	2			ANIMAL CONTROL CALLED ON ONE CALL
5505	ANIMAL COMPLAINT - DEER	1			
5506	ANIMAL COMPLAINTS - STRAY ANIMALS	1			
5510	ANIMAL COMPLAINTS - OTHER	2			
		7			
<b>ASSIST MOT</b>					
3820	SERVICE CALL-ASSIST MOTORIST/DISABLE VEH	1			
<b>ASSIST POL</b>					
7504	ASSIST OTHER AGENCIES - OTHER POLICE	1			
<b>BURGLARY</b>					
0513	BURGLARY-FORCED ENTRY-RESIDENCE-UNK	1			
<b>CHECK WELF</b>					
3801	SERVICE CALL-CHECK WELFARE	6			
<b>CRIM MISCH</b>					
1440	CRIMINAL MISCHIEF - ALL OTHER	1			
<b>DISORDERLY</b>					
2480	DISORDERLY CONDUCT-ALL OTHERS	1			
<b>DISTURBANC</b>					
3610	DISTURBANCES-NOISE	3			
3620	DISTURBANCES-OTHER (FIGHTS,DISPUTES,ETC)	4			
		7			
<b>DOMESTIC</b>					

March 03, 2020

# Calls for Service - by Keyword

CRAFTON BOROUGH

Incidents Reported Between 02/01/2020 and 02/29/2020



Code	Description	Primary Count	Secondary UCR Count		
			Code 2	Code 3	Code 4
<b>DOMESTIC</b>					
3600	DISTURBANCES-DOMESTIC	6			
<b>DRUG</b>					
1834	NARCOTICS-POSSESSION-OTHER DANGEROUS	1			
1891	DRUG EQUIPMENT VIOLATIONS	1			
		<u>2</u>			
<b>DUI</b>					
2111	DRIVING UNDER THE INFLUENCE - ALCOHOL	2			
<b>FORGERY</b>					
1026	COUNTERFEITING - USING	1			
<b>FOUND ANIM</b>					
5002	LOST & FOUND - FOUND ANIMAL	1			
<b>FOUND ARTI</b>					
5004	LOST & FOUND - FOUND ARTICLES	2			
<b>FRAUD</b>					
1100	FRAUD	1			
<b>HARASSMENT</b>					
2450	HARASSMENT	2			
<b>HARASSSMEN</b>					
2410	HARASSMENT BY COMMUNICATION	2			
<b>HIT AND RU</b>					
8519	HIT AND RUN ACCIDENT	2			
<b>MEDICAL</b>					
3870	MEDICAL EMERGENCY	12			
7008	PUBLIC SERVICES - MEDICAL ASSISTANCE	35			
		<u>47</u>			
<b>MENTAL</b>					
3400	MENTAL HEALTH	1			
<b>OPEN BURN</b>					
2820	TWP ORD-OPEN BURNING	1			
<b>OPEN DOOR</b>					
3880	OPEN DOORS/WINDOWS - DISCOVERED	2			
<b>SUSP AUTO</b>					



March 03, 2020

# Calls for Service - by Keyword

CRAFTON BOROUGH

Incidents Reported Between 02/01/2020 and 02/29/2020



Code	Description	Primary Count	Secondary UCR Count		
			Code 2	Code 3	Code 4
<b>SUSP AUTO</b>					
4020	NON-CRIMINAL - SUSPICIOUS AUTO	1			
<b>SUSP PERSN</b>					
4022	NON-CRIMINAL - SUSPICIOUS PERSON	1			
<b>SUSPICIOUS</b>					
3500	SUSPICIOUS PERSONS,AUTOS,CIRCUMSTANCES	22			
<b>SVC CALL</b>					
3800	SERVICE CALL-MISCELLANEOUS	11			
<b>THEFT</b>					
0617	THEFT-\$200 & OVER-FROM BUILDINGS	1			
0619	THEFT-\$200 & OVER-ALL OTHER	1			
0633	THEFT-UNDER \$50-RETAIL THEFT	10			
0634	THEFT-UNDER \$50-FROM AUTO (EXCEPT 0635)	1			
0635	THEFT-UNDER \$50-AUTO PARTS & ACCESSORIES	1			
0637	THEFT - UNDER \$50 - FROM BUILDINGS	1			
		<u>15</u>			
<b>TRAF CIT</b>					
CITT	TRAFFIC CITATION	<del>68</del>			
<b>TRAFFIC</b>					
3900	TRAFFIC & PARKING PROBLEMS	12			
<b>TRESPASS</b>					
2660	TRESPASSING OF REAL PROPERTY	1			
<b>WARRANT</b>					
8110	WARRANTS - OTHER AUTHORITY - CRIMINAL	1			
XXXX	*Restricted	1			
	<b>Total Calls</b>	<u>264</u>			
		65			
		<u>199</u>			



**Crafton Borough Report  
February 2020**

**Total Run Numbers:**

- Total Emergency and Non-Emergency 911 Responses: **58**  
Average Response Time (E0-E4): **6 min. 35 sec.**
- Total Emergency 911 Response: **56**  
Average Response Time (E0-E3): **6 min. 28 sec.**
- Total Highest Priority Response: **28**  
Average Response Time (E0-E1): **6 min. 18 sec.**

**Response Times by Category and NFPA Compliance:**

- E0 Response: **10**  
Average Response Time: **5 min. 47 sec.**  
NFPA Compliance: **90%**
- E1 Response: **18**  
Average Response Time: **6 min. 35 sec.**  
NFPA Compliance: **83.33%**
- E0 + E1 Response: **28**  
Average Response Time: **6 min. 18 sec.**  
NFPA Compliance: **85.71%**
- E2 Response: **14**  
Average Response Time: **6 min. 36 sec.**
- E3 Response: **14**  
Average Response Time: **6 min. 40 sec.**
- E4 Response: **5**  
Average Response Time: **9 min. 40 sec.**

**Standbys:**

- Scott Township EMS (Station 740) Standby Request: **0**  
Calls Given to Station 740 in Crafton: **2**
- Ingram EMS (Station 760) Standby Request: **0**  
Calls Given to Station 760 in Crafton: **0**
- Robinson EMS (Station 810) Standby Request: **0**  
Calls Given to Station 810 in Crafton: **1**
- Average Response Time for Mutual Aid Services: **n/a**
- NorthWest EMS Requested for Mutual Aide:  
Calls Taken for Station 810: **2**  
Calls Taken for Station 760: **27**  
Calls Taken for Station 740: **0**  
Calls Taken for Station 815: **1**

Date Enroute	Response Code	Dispatch Time	On Scene Time	Response Time	Ref. Address Line 1 and Line 2	Unit	Outcome
2/2/2020 00:00	E0	03:09:51	03:11:57	00:02:06	26 E CRAFTON AVE	1914	Mercy
2/2/2020 00:00	E1	09:03:22	09:07:21	00:03:59	24 LINCOLN AVE	1914	Ohio Valley
2/2/2020 00:00	E1	18:28:30	18:35:14	00:06:44	530 CHESS ST	1914	St. Clair
2/3/2020 00:00	E3	15:08:37	15:13:23	00:04:46	1215 FOSTER AVE	1914	Ohio Valley
2/3/2020 00:00	E2	16:44:20	16:46:44	00:02:24	9 BELVIDERE ST	1914	AGH
2/4/2020 00:00	E2	01:48:55	01:52:57	00:04:02	35 MCMUNN AVE	1914	St. Clair
2/4/2020 00:00	E2	05:54:29	06:00:32	00:06:03	1215 FOSTER AVE	1902	Cancelled
2/4/2020 00:00	E3	10:38:24	10:42:34	00:04:10	22 HARRISON ST	1914	Lift Assist, No Patient Transported
2/4/2020 00:00	E2	16:54:09			25 E CRAFTON AVE	1914	False Call
2/5/2020 00:00	E0	09:28:15	09:33:43	00:05:28	306 MAXWELL ST	1902	Ohio Valley
2/6/2020 00:00	E1	12:09:22	12:13:11	00:03:49	1215 FOSTER AVE	1914	Ohio Valley
2/7/2020 00:00	E2	15:27:11	15:32:09	00:04:58	31 E STEUBEN ST	1914	False Call
2/7/2020 00:00	E3	20:48:47	21:06:09	00:17:22	1215 FOSTER AVE	811	Ohio Valley
2/8/2020 00:00	E1	07:30:50	07:36:41	00:05:51	35 WALSH RD	1903	AGH
2/10/2020 00:00	E2	12:38:53	12:45:55	00:07:02	10 N GRANDVIEW AVE	1915	AGH
2/10/2020 00:00	E4	17:43:31	17:57:06	00:13:35	61 WOODLAWN AVE	1902	Lift Assist, No Patient Transported
2/11/2020 00:00	E0	01:57:26	02:00:59	00:03:33	110 E CRAFTON AVE	1914	AGH
2/11/2020 00:00	E2	07:55:45	08:04:28	00:08:43	20 WALNUT ST	1914	Ohio Valley
2/11/2020 00:00	E1	11:49:40	11:54:35	00:04:55	154 GLENN ST	1914	AGH
2/11/2020 00:00	E1	18:14:09	18:22:28	00:08:19	2 JOSEPHINE ST	1902	Refused
2/12/2020 00:00	E3	09:27:09	09:31:59	00:04:50	121 UNION AVE	1914	AGH
2/12/2020 00:00	E0	17:37:47	17:44:59	00:07:12	53 MCMUNN AVE	1902	Refused
2/13/2020 00:00	E0	11:05:56	11:12:04	00:06:08	51 WALSH RD	741	DOA
2/13/2020 00:00	E1	21:40:26	21:47:23	00:06:57	3 NORMA ST	1914	Treated, Transported ALS
2/14/2020 00:00	E3	10:52:37			5 E STEUBEN ST	1914	Cancelled
2/14/2020 00:00	E3	19:53:30	19:53:30	00:00:00	262 W STEUBEN ST	1902	Ohio Valley
2/16/2020 00:00	E1	07:17:57	07:22:13	00:04:16	12 MAPLEWOOD AVE	1914	West Penn
2/16/2020 00:00	E0	15:02:57	15:04:59	00:02:02	83 N EMILY ST	1914	AGH
2/16/2020 00:00	E3	15:02:57	15:12:22	00:09:25	66 N EMILY ST	1902	Cancelled
2/16/2020 00:00	E1	15:25:32	15:38:36	00:13:04	15 FOSTER AVE	8131	Refused
2/17/2020 00:00	E1	12:19:19	12:27:35	00:08:16	25 E CRAFTON AVE	1901	St. Clair
2/17/2020 00:00	E1	14:26:04	14:28:28	00:02:24	25 E CRAFTON AVE	1914	St. Clair
2/18/2020 00:00	E2	10:48:35	10:49:36	00:01:01	1215 FOSTER AVE	1914	Ohio Valley

2/18/2020 00:00	E3	13:51:14	14:10:34	00:19:20	20 THOMAS ST	1914	Patient Refused Care
2/18/2020 00:00	E2	23:50:29	23:54:50	00:04:21	239 INGRAM AVE	1914	AGH
2/19/2020 00:00	E1	14:00:53	14:03:20	00:02:27	31 NOBLE AVE	1901	AGH
2/19/2020 00:00	E2	16:41:15	16:54:35	00:13:20	25 FOSTER AVE	1908	Mercy
2/19/2020 00:00	E1	21:06:50	21:15:06	00:08:16	25 E CRAFTON AVE	1914	AGH
2/19/2020 00:00	E2	22:21:51	22:41:23	00:19:32	170 PROMENADE ST	1914	Presby
2/20/2020 00:00	E3	09:02:29	09:04:37	00:02:08	25 E CRAFTON AVE	1914	Ohio Valley
2/21/2020 00:00	E3	01:14:07	01:19:27	00:05:20	1215 FOSTER AVE	1914	Refused
2/21/2020 00:00	E3	13:23:19	13:29:56	00:06:37	252 W STEUBEN ST	1914	AGH
2/21/2020 00:00	E1	18:19:42	18:26:48	00:07:06	112 W STEUBEN ST	1901	St. Clair
2/22/2020 00:00	E0	15:12:32	15:21:01	00:08:29	51 WALSH RD	1901	Patient Refused Care
2/23/2020 00:00	E2	16:59:34	17:08:45	00:09:11	1215 FOSTER AVE	1914	Refused
2/23/2020 00:00	E1	18:17:32	18:27:51	00:10:19	810 CLEARVIEW AVE	1901	AGH
2/24/2020 00:00	E2	08:43:45	08:47:02	00:03:17	136 BRADFORD AVE	1914	Standby - Fire
2/24/2020 00:00	E0	10:59:51	11:08:55	00:09:04	BRADFORD AVE/CREIGHTON AV	1915	Presby
2/25/2020 00:00	E0	12:22:56	12:30:39	00:07:43	1 FOSTER AVE	1902	AGH
2/25/2020 00:00	E4	19:21:33	19:27:17	00:05:44	201 EWING RD	1914	Lift Assist, No Patient Transported
2/26/2020 00:00	E3	06:24:22	06:27:46	00:03:24	24 UNDERHILL ST	1914	Refused
2/26/2020 00:00	E1	18:07:32	18:20:59	00:13:27	16 MUELLER AVE	1901	West Penn
2/27/2020 00:00	E1	04:05:46	04:10:10	00:04:24	104 W STEUBEN ST	1914	Children's
2/27/2020 00:00	E3	12:16:47	12:21:48	00:05:01	247 NOBLE AVE	743	AGH
2/27/2020 00:00	E1	19:18:32	19:22:31	00:03:59	1759 CRAFTON BLVD	1914	Refused
2/29/2020 00:00	E3	09:24:18	09:28:39	00:04:21	1215 FOSTER AVE	1914	Standby Only
2/29/2020 00:00	E0	14:20:44	14:26:47	00:06:03	16 MUELLER AVE	1914	AGH
2/29/2020 00:00	E2	15:53:11	15:55:06	00:01:55	90 NOBLE AVE	1914	No Patient Found

10	E0 Calls	00:05:47	
18	E1 Calls	00:06:22	00:06:18
14	E2 Calls	00:06:59	00:06:24
14	E3 Calls	00:06:40	00:06:28
2	E4 Calls	00:09:40	00:06:35

58

Total Calls

E0	00:02:06	E1	00:13:27	E3	00:02:08
E0	00:05:28	E1	00:04:24	E3	00:05:20
E0	00:03:33	E1	00:03:59	E3	00:06:37
E0	00:07:12	E2	00:02:24	E3	00:03:24
E0	00:06:08	E2	00:04:02	E3	00:05:01
E0	00:02:02	E2	00:06:03	E3	00:04:21
E0	00:08:29	E2		E4	0:13:35
E0	00:09:04	E2	00:04:58	E4	0:05:44
E0	00:07:43	E2	00:07:02		
E0	00:06:03	E2	00:08:43		
E1	00:03:59	E2	00:01:01		
E1	00:06:44	E2	00:04:21		
E1	00:03:49	E2	00:13:20		
E1	00:05:51	E2	00:19:32		
E1	00:04:55	E2	00:09:11		
E1	00:08:19	E2	00:03:17		
E1	00:06:57	E2	00:01:55		
E1	00:04:16	E3	00:04:46		
E1	00:13:04	E3	00:04:10		
E1	00:08:16	E3	00:17:22		
E1	00:02:24	E3	00:04:50		
E1	00:02:27	E3			
E1	00:08:16	E3	00:00:00		
E1	00:07:06	E3	00:09:25		
E1	00:10:19	E3	00:19:20		

# Building Inspection Report

## February 2020

### February Reports Received

(Attached)

Building Inspection Underwriters

Allegheny County R/E Transfer

### Certificates & Permits Issued

February 2020

Rental Inspection Certificates Issued	2
Zoning Use/Occupancy Certificates Issued	6
Building/Zoning Permits Issued	7