

**BOROUGH OF CRAFTON
TREASURER'S REPORT
12/32/2020**

DEMAND DEPOSITS

Balance to General Fund	119,614.22	
Total Receipts	461,332.92	
Subtotal	580,947.14	
Total Disbursements	-468,916.32	
General Fund		112,030.82
Payroll Account		5,993.40
Alcosan		9,618.46
Capital Projects Reserve Fund		140,135.44
Fire Equipment Fund		1,010.97
Road Tax Fund		668,128.12
Insurance Escrow		1.00
Med Saver		1,355.58
Crafton Celebrates		17,415.85
Planning Commission		700.00
Total Demand Deposits		956,389.64

INVESTMENTS

Pennsylvania Local Government Trust General Fund		1,085,300.71
Pennsylvania Local Government Trust Sewer Account		1,184,479.24
Pennsylvania Local Government Trust Highway Aid		70,789.68
PNC DB Trust Police Pension		5,496,573.85
PNC DB Trust Employee Pension		1,750,143.76
Total Investments		9,587,287.24

TOTAL DEMAND DEPOSITS AND INVESTMENT ACCOUNTS

10,543,676.88



Annette M. Lherbier, Treasurer

BOROUGH OF CRAFTON
GENERAL FUND FINANCIAL REPORT
 January 2021

	Jan 21	Budget	\$ Over Bud...	% of Bu...
Income				
301 · Real Estate Taxes				
301.10 · Real Estate - Current	0.00	1,650,000.00	-1,650,000.00	0.0%
301.20 · Real Estate - Prior Year	26,436.77	8,500.00	17,936.77	311.0%
301.30 · Road Tax (Interfund Trf)	10,015.74			
301.35 · Road Tax - P&I (Interfund Trf)	328.47			
301.50 · Real Estate - Delinq/Leined	3,643.37	65,000.00	-61,356.63	5.6%
Total 301 · Real Estate Taxes	40,424.35	1,723,500.00	-1,683,075.65	2.3%
310 · Act 511 Taxes				
310.10 · Real Estate Transfer Tax	8,795.50	110,000.00	-101,204.50	8.0%
310.21 · EIT - Current	0.00	595,000.00	-595,000.00	0.0%
310.22 · EIT - Prior	36,359.79	235,000.00	-198,640.21	15.5%
310.23 · EIT - Delinquent	916.37	15,000.00	-14,083.63	6.1%
310.31 · Mercantile - Current	6,732.40	75,000.00	-68,267.60	9.0%
310.36 · Business Priviledge - Current	1,042.59	60,000.00	-58,957.41	1.7%
310.51 · Local Service Tax - Current	1,895.12	45,000.00	-43,104.88	4.2%
Total 310 · Act 511 Taxes	55,741.77	1,135,000.00	-1,079,258.23	4.9%
319 · Penalty/Interest				
319.01 · P&I - Real Estate Tax	340.38	2,000.00	-1,659.62	17.0%
319.02 · P&I - Delinq. Real Estate Tax	1,940.54	30,000.00	-28,059.46	6.5%
319.12 · P&I - EIT	37.64	1,000.00	-962.36	3.8%
319.122 · P&I - Delinq. EIT	51.13	2,000.00	-1,948.87	2.6%
319.13 · P&I - Mercantile	0.00	500.00	-500.00	0.0%
319.15 · P&I - Local Service Tax	0.00	100.00	-100.00	0.0%
319.18 · P&I - Business Priviledge	9.39	500.00	-490.61	1.9%
Total 319 · Penalty/Interest	2,379.08	36,100.00	-33,720.92	6.6%
321 · Business Licenses & Permits				
321.61 · Soliciting Permits	0.00	500.00	-500.00	0.0%
321.75 · Mechanical Devices	0.00	2,000.00	-2,000.00	0.0%
321.80 · Cable Franchise Fees	0.00	100,000.00	-100,000.00	0.0%
321.90 · Business Licenses	30.00	2,000.00	-1,970.00	1.5%
Total 321 · Business Licenses & Permits	30.00	104,500.00	-104,470.00	0.0%
322 · Non-Business Licenses & Permits				
322.80 · Street Openings	338.00	5,000.00	-4,662.00	6.8%
322.81 · Street Pole Permits	0.00	100.00	-100.00	0.0%
322.83 · Truck Parking Permits	0.00	200.00	-200.00	0.0%
Total 322 · Non-Business Licenses & Permits	338.00	5,300.00	-4,962.00	6.4%
331 · Fines & Forfeits				
331.10 · Fines - Magistrate/County	521.34	30,000.00	-29,478.66	1.7%
331.12 · Code/Ordinance Violations	5.64	3,000.00	-2,994.36	0.2%
331.14 · M/Veh Violations/State Police	30.00	2,000.00	-1,970.00	1.5%
Total 331 · Fines & Forfeits	556.98	35,000.00	-34,443.02	1.6%
341-342 · Interest, Rents & Royalties				
341.01 · Income on Investments	18.81	10,000.00	-9,981.19	0.2%
342.00 · Rental Income	2,235.20	26,060.00	-23,824.80	8.6%
Total 341-342 · Interest, Rents & Royalties	2,254.01	36,060.00	-33,805.99	6.3%
354 · State Grant Proceeds				
354.15 · Act 101 Recycling Grant	0.00	5,000.00	-5,000.00	0.0%
354.20 · Miscellaneous Grants	0.00	56,000.00	-56,000.00	0.0%
Total 354 · State Grant Proceeds	0.00	61,000.00	-61,000.00	0.0%
355 · State Shared Revenues & Entitle				
355.01 · PURTA	0.00	3,000.00	-3,000.00	0.0%
355.04 · Liquor Licenses	0.00	1,000.00	-1,000.00	0.0%
355.05 · Pension State Aid	0.00	140,000.00	-140,000.00	0.0%
355.07 · Foreign Fire Fund	0.00	27,000.00	-27,000.00	0.0%
355.09 · Act 13 Impact Fee	0.00	1,000.00	-1,000.00	0.0%
Total 355 · State Shared Revenues & Entitle	0.00	172,000.00	-172,000.00	0.0%

BOROUGH OF CRAFTON
GENERAL FUND FINANCIAL REPORT
 January 2021

	Jan 21	Budget	\$ Over Bud...	% of Bu...
357 · County Shared Revenue & Grants				
357.01 · 1% Sales Tax (RAD)	20,541.06	165,000.00	-144,458.94	12.4%
Total 357 · County Shared Revenue & Grants	20,541.06	165,000.00	-144,458.94	12.4%
358 · Intergov. Contract Services				
358.10 · Police Services-Thornburg	8,438.45	101,261.00	-92,822.55	8.3%
358.11 · Fire Protection Services	708.34	8,500.00	-7,791.66	8.3%
358.12 · Reimb Code Enforcement Services	0.00	8,500.00	-8,500.00	0.0%
Total 358 · Intergov. Contract Services	9,146.79	118,261.00	-109,114.21	7.7%
360-363 · Departmental Earnings				
361.33 · Permits- Zoning Use	410.00	200.00	210.00	205.0%
361.34 · Hearing Fees-Zoning & Planning	500.00	1,000.00	-500.00	50.0%
362.11 · Sale of Accident Reports	180.00	1,500.00	-1,320.00	12.0%
362.141 · Crossing Guard Reimb.	702.24	45,000.00	-44,297.76	1.6%
362.40 · Permits- Build/Elec/Plub/Mech	1,290.50	10,000.00	-8,709.50	12.9%
362.45 · Permits- Occupancy	685.00	8,000.00	-7,315.00	8.6%
362.48 · Rental Inspection Fee	945.00	6,000.00	-5,055.00	15.8%
362.49 · Comm. Fire Inspection Fees	0.00	5,000.00	-5,000.00	0.0%
362.55 · Other Permits Code Enforce	190.00	500.00	-310.00	38.0%
362.70 · Police Application Fees	0.00	500.00	-500.00	0.0%
362.74 · Reimburse - P/D Overtime Detail	0.00	5,000.00	-5,000.00	0.0%
362.75 · Drug Task Force OT Reimb	0.00	3,000.00	-3,000.00	0.0%
363.51 · PennDot Snow Removal	0.00	7,500.00	-7,500.00	0.0%
Total 360-363 · Departmental Earnings	4,902.74	93,200.00	-88,297.26	5.3%
364 · Sanitation - Garbage Collection				
364.30 · Current Garbage Collection Fee	4,100.14	563,000.00	-558,899.86	0.7%
364.32 · Jordan- Refuse Bill Fee	40.00	8,500.00	-8,460.00	0.5%
364.35 · Garbage Collection - Delinq.	1,130.91	65,000.00	-63,869.09	1.7%
364.36 · P&I - Garbage Collection	190.94	3,000.00	-2,809.06	6.4%
364.362 · P&I - Delinq. Garbage Coll.	347.75	18,000.00	-17,652.25	1.9%
Total 364 · Sanitation - Garbage Collection	5,809.74	657,500.00	-651,690.26	0.9%
367 · Recreation Fees				
367.10 · Minature Golf Pay to Play	0.00	200.00	-200.00	0.0%
367.14 · Park Shelter Rental Fee	150.00	2,500.00	-2,350.00	6.0%
367.20 · Pool Passes	0.00	35,000.00	-35,000.00	0.0%
367.21 · Pool General Admission	0.00	50,000.00	-50,000.00	0.0%
367.22 · Swimming Lessons	0.00	5,000.00	-5,000.00	0.0%
367.23 · Pool/Mini Golf Rentals	0.00	5,000.00	-5,000.00	0.0%
367.24 · AquaRobics/Volleyball	0.00	500.00	-500.00	0.0%
367.25 · Chair Rentals-Locks	0.00	1,000.00	-1,000.00	0.0%
367.40 · Pool Concessions	0.00	25,000.00	-25,000.00	0.0%
367.51 · Celebrates Revenue	0.00	25,000.00	-25,000.00	0.0%
367.52 · Fundraising-Recreation	-1,795.35	3,000.00	-4,795.35	-59.8%
Total 367 · Recreation Fees	-1,645.35	152,200.00	-153,845.35	-1.1%
380 · Misc. Revenues				
380.01 · Refunds on Current Expenditures	0.00	2,000.00	-2,000.00	0.0%
380.02 · Other	704.47	500.00	204.47	140.9%
380.03 · Insurance Dividends	0.00	50,000.00	-50,000.00	0.0%
380.50 · Military Banner Receipts	0.00	1,500.00	-1,500.00	0.0%
Total 380 · Misc. Revenues	704.47	54,000.00	-53,295.53	1.3%
388 · Fiduciary Funds				
388.01 · Police Pension Contribution	3,642.57	45,000.00	-41,357.43	8.1%
Total 388 · Fiduciary Funds	3,642.57	45,000.00	-41,357.43	8.1%
391 · Proceeds-Gen. Fixed Asset Dispo				
391.10 · Sale of Fixed Assets	0.00	7,500.00	-7,500.00	0.0%
391.20 · Compensation of Fixed Assets	0.00	2,500.00	-2,500.00	0.0%
Total 391 · Proceeds-Gen. Fixed Asset Dispo	0.00	10,000.00	-10,000.00	0.0%

BOROUGH OF CRAFTON GENERAL FUND FINANCIAL REPORT

January 2021

	Jan 21	Budget	\$ Over Bud...	% of Bu...
392 · Interfund Transfers				
392.08 · Transfer from Sewer Fund	0.00	265,000.00	-265,000.00	0.0%
392.09 · Transfer from Road Fund	0.00	220,000.00	-220,000.00	0.0%
392.35 · Transfer from Highway Aid	0.00	150,000.00	-150,000.00	0.0%
Total 392 · Interfund Transfers	0.00	635,000.00	-635,000.00	0.0%
395 · Refunds of Prior Years				
395.10 · Refund on Prior Yr Exp	0.00	500.00	-500.00	0.0%
Total 395 · Refunds of Prior Years	0.00	500.00	-500.00	0.0%
Total Income	144,826.21	5,239,121.00	-5,094,294.79	2.8%
Gross Profit	144,826.21	5,239,121.00	-5,094,294.79	2.8%
Expense				
400 · Borough Council				
400.05 · Salary - Council	700.00	8,400.00	-7,700.00	8.3%
400.24 · Council Meeting Expenses	0.00	2,000.00	-2,000.00	0.0%
400.42 · Subscriptions/Memberships-Boro	25.00	8,500.00	-8,475.00	0.3%
400.46 · Meetings, Confrences & Training	80.00	8,500.00	-8,420.00	0.9%
Total 400 · Borough Council	805.00	27,400.00	-26,595.00	2.9%
401 · Mayor				
401.05 · Salary - Mayor	150.00	1,800.00	-1,650.00	8.3%
401.42 · Subscriptions/Memberships-Mayor	0.00	130.00	-130.00	0.0%
Total 401 · Mayor	150.00	1,930.00	-1,780.00	7.8%
402 · Auditing & Financial Admin				
402.31 · Auditing - Professional Auditor	0.00	15,000.00	-15,000.00	0.0%
402.45 · Payroll Contract	657.25	7,500.00	-6,842.75	8.8%
Total 402 · Auditing & Financial Admin	657.25	22,500.00	-21,842.75	2.9%
403 · Tax Collection				
403.11 · Salary - Property Tax Collector	40.00	0.00	40.00	100.0%
403.31 · Auditing Services (Odd Years)	0.00	500.00	-500.00	0.0%
403.35 · Bonds - Property Tax Collector	0.00	600.00	-600.00	0.0%
403.46 · Jordan-Liens-Revivals-SherSales	700.00	10,000.00	-9,300.00	7.0%
403.461 · Jordan Tax - TCF Fees	219.38	18,000.00	-17,780.62	1.2%
403.462 · Jordan Tax - R/E Tax Collec Fee	0.00	7,500.00	-7,500.00	0.0%
403.463 · Jordan Tax-Prior R/E Tax Fee	639.50	8,000.00	-7,360.50	8.0%
403.47 · Jordan Act 511 Fees	396.88	8,000.00	-7,603.12	5.0%
403.48 · Jordan-Act 32 SWTax District	671.00	15,000.00	-14,329.00	4.5%
403.76 · Rad Tax Payment	0.00	4,000.00	-4,000.00	0.0%
Total 403 · Tax Collection	2,666.76	71,600.00	-68,933.24	3.7%
404 · Solicitor/Legal Services				
404.31 · Solicitor Expenses	1,725.50	60,000.00	-58,274.50	2.9%
404.40 · Legal-Litigation	0.00	15,000.00	-15,000.00	0.0%
Total 404 · Solicitor/Legal Services	1,725.50	75,000.00	-73,274.50	2.3%
405 · Administrative Staff				
405.10 · Salary - Manager	7,750.00	93,500.00	-85,750.00	8.3%
405.11 · Salary - Treasurer	250.00	3,000.00	-2,750.00	8.3%
405.12 · Salary - Full Time Staff	4,074.58	95,500.00	-91,425.42	4.3%
405.14 · Salary - Assistant Manager	6,875.00	82,500.00	-75,625.00	8.3%
405.15 · Administrative Intern	1,033.50	5,000.00	-3,966.50	20.7%
405.154 · Health & Accident & STD	182.28	1,500.00	-1,317.72	12.2%
405.156 · Hospitalization	6,181.70	65,000.00	-58,818.30	9.5%
405.161 · Social Security	1,568.63	17,000.00	-15,431.37	9.2%
405.162 · Unemployment Compensation	120.95	1,500.00	-1,379.05	8.1%
405.163 · FSA	0.00	1,500.00	-1,500.00	0.0%
405.164 · HRA	0.00	1,500.00	-1,500.00	0.0%
405.33 · Transportation Reimbursement	0.00	4,000.00	-4,000.00	0.0%
405.35 · Bonds	338.00	1,000.00	-662.00	33.8%
405.354 · Worker's Compensation	53.66	650.00	-596.34	8.3%

BOROUGH OF CRAFTON
GENERAL FUND FINANCIAL REPORT
 January 2021

	Jan 21	Budget	\$ Over Bud...	% of Bu...
405.42 · Dues, Subscriptions, Membership	35.00	2,000.00	-1,965.00	1.8%
405.46 · Meetings, Conferences, Training	74.06	7,000.00	-6,925.94	1.1%
Total 405 · Administrative Staff	28,537.36	382,150.00	-353,612.64	7.5%
406 · General Administration				
406.21 · Office Supplies/Postage	446.21	5,000.00	-4,553.79	8.9%
406.26 · Minor Equipment	0.00	1,500.00	-1,500.00	0.0%
406.32 · Communications	226.45	5,000.00	-4,773.55	4.5%
406.34 · Advertising	1,276.35	5,000.00	-3,723.65	25.5%
406.356 · Drug & Alcohol Testing	0.00	200.00	-200.00	0.0%
406.37 · Maint. & Repairs Equipment	0.00	500.00	-500.00	0.0%
406.38 · Equipment Rentals	894.90	11,000.00	-10,105.10	8.1%
406.74 · Major Equipment	0.00	5,000.00	-5,000.00	0.0%
Total 406 · General Administration	2,843.91	33,200.00	-30,356.09	8.6%
407-408 · Data Processing				
407.25 · Computer HW/SW Maint	0.00	500.00	-500.00	0.0%
407.32 · IT Expenses	0.00	7,500.00	-7,500.00	0.0%
407.42 · Subscription Service/SaaS	1,575.00	30,000.00	-28,425.00	5.3%
407.75 · Capital Purchases	0.00	5,000.00	-5,000.00	0.0%
Total 407-408 · Data Processing	1,575.00	43,000.00	-41,425.00	3.7%
408 · Engineering Fees				
408.31 · Engineering - General Services	4,363.65	15,000.00	-10,636.35	29.1%
408.315 · Engineering - Retainer	0.00	1,200.00	-1,200.00	0.0%
Total 408 · Engineering Fees	4,363.65	16,200.00	-11,836.35	26.9%
409 · Municipal Properties				
409.21 · Maintenance Supplies	0.00	2,000.00	-2,000.00	0.0%
409.36 · Utilities	3,698.06	25,000.00	-21,301.94	14.8%
409.361 · Utilities - District Magistrate	943.68	6,500.00	-5,556.32	14.5%
409.37 · Repairs/Maintenance	2,212.74	10,000.00	-7,787.26	22.1%
409.371 · Repairs/Maint- Dist. Magistrate	0.00	2,000.00	-2,000.00	0.0%
409.45 · Contracts - Custodian/Mats	162.90	10,000.00	-9,837.10	1.6%
409.50 · Municipal Prop. Misc.	0.00	5,000.00	-5,000.00	0.0%
409.71 · Cap Improvements - Dist. Magist	0.00	2,500.00	-2,500.00	0.0%
409.76 · Deposit/Refunds-Community Room	0.00	1,000.00	-1,000.00	0.0%
Total 409 · Municipal Properties	7,017.38	64,000.00	-56,982.62	11.0%
410 · Police Services				
410.12 · Salaries - Police Officers	59,530.84	750,000.00	-690,469.16	7.9%
410.121 · Salary - Chief	8,603.76	103,245.00	-94,641.24	8.3%
410.13 · Longevity - Police	1,750.00	5,500.00	-3,750.00	31.8%
410.14 · Salary - Police Secretary	2,473.50	38,000.00	-35,526.50	6.5%
410.154 · Health & Accident & STD	725.70	4,500.00	-3,774.30	16.1%
410.156 · Hospitalization	9,636.58	135,000.00	-125,363.42	7.1%
410.161 · Social Security	5,936.76	80,000.00	-74,063.24	7.4%
410.162 · Unemployment Compensation	345.24	6,000.00	-5,654.76	5.8%
410.163 · FSA	0.00	5,000.00	-5,000.00	0.0%
410.164 · HRA	0.00	5,000.00	-5,000.00	0.0%
410.18 · Wages - Crossing Guards	1,331.85	91,775.00	-90,443.15	1.5%
410.181 · Wages - Jail Guards	0.00	1,000.00	-1,000.00	0.0%
410.19 · O.T. Police (see 380.12 Reimb.)	2,066.16	25,000.00	-22,933.84	8.3%
410.191 · Court /School - Reimb Expenses	50.00	3,500.00	-3,450.00	1.4%
410.192 · Court Overtime	0.00	50,000.00	-50,000.00	0.0%
410.193 · DANET O.T. (See 380.05 offset)	0.00	4,000.00	-4,000.00	0.0%
410.21 · Office Supplies/Postage	7.65	2,800.00	-2,792.35	0.3%
410.22 · Ammunition	0.00	1,500.00	-1,500.00	0.0%
410.23 · Uniform Allowance	318.21	12,250.00	-11,931.79	2.6%
410.232 · Uniform Allowance - Crossing Gu	0.00	500.00	-500.00	0.0%
410.24 · Fuel Expense	1,216.91	11,000.00	-9,783.09	11.1%
410.25 · Maintenance Equip.-Supplies	0.00	2,800.00	-2,800.00	0.0%
410.26 · Minor Equipment	201.79	5,000.00	-4,798.21	4.0%
410.32 · Communications	693.19	10,500.00	-9,806.81	6.6%
410.321 · IT Expense	0.00	7,000.00	-7,000.00	0.0%
410.354 · Worker's Compensation	3,862.14	46,000.00	-42,137.86	8.4%

BOROUGH OF CRAFTON
GENERAL FUND FINANCIAL REPORT
 January 2021

	Jan 21	Budget	\$ Over Bud...	% of Bu...
410.355 · Worker's Comp.--School Guards	519.96	6,000.00	-5,480.04	8.7%
410.37 · Vehicle Maintenance	268.90	6,500.00	-6,231.10	4.1%
410.42 · Dues Police Chief	950.00	1,000.00	-50.00	95.0%
410.421 · Dues - Police Officers	0.00	1,100.00	-1,100.00	0.0%
410.45 · Animal Control	0.00	4,000.00	-4,000.00	0.0%
410.53 · Civil Service Commission	0.00	3,000.00	-3,000.00	0.0%
410.531 · Physicals Patrolman	0.00	1,000.00	-1,000.00	0.0%
410.74 · Capital Outlay	0.00	40,000.00	-40,000.00	0.0%
410.75 · Training - Police Officers	1,500.57	7,000.00	-5,499.43	21.4%
410.751 · Training - Police Chief	0.00	1,000.00	-1,000.00	0.0%
410.76 · Computer Expense	2,826.60	6,000.00	-3,173.40	47.1%
410.77 · Video Recording Devices	0.00	8,000.00	-8,000.00	0.0%
Total 410 · Police Services	104,816.31	1,491,470.00	-1,386,653.69	7.0%
411 · Fire Protection				
411.02 · Foreign Fire Relief	0.00	27,000.00	-27,000.00	0.0%
411.10 · Physicals-Annual CVFD	0.00	1,500.00	-1,500.00	0.0%
411.22 · Operating Supplies	1,270.68	3,000.00	-1,729.32	42.4%
411.23 · Minor Equip. Repair	2.63	2,500.00	-2,497.37	0.1%
411.231 · Minor Equip. Purchase	2,384.93	6,500.00	-4,115.07	36.7%
411.24 · Fuel, Oil	274.34	6,000.00	-5,725.66	4.6%
411.32 · Communications	2,080.02	9,500.00	-7,419.98	21.9%
411.354 · Worker's Compensation	1,029.00	17,100.00	-16,071.00	6.0%
411.37 · Vehicle Maintenance	1,624.29	7,000.00	-5,375.71	23.2%
411.38 · Hydrant Rental	1,863.99	23,300.00	-21,436.01	8.0%
411.45 · Equip. Inspection & Testing	0.00	10,000.00	-10,000.00	0.0%
411.53 · Annual Contribution	3,333.33	40,000.00	-36,666.67	8.3%
411.70 · Major Equipment	0.00	27,500.00	-27,500.00	0.0%
411.90 · Trf to Fire Equip Fund	0.00	100,000.00	-100,000.00	0.0%
411.901 · Trf to Minor Equip. SCBA Fund	0.00	22,000.00	-22,000.00	0.0%
Total 411 · Fire Protection	13,863.21	302,900.00	-289,036.79	4.6%
413-414 · Code Enforcement & Zoning				
413.12 · Salary - Fire Marshal	0.00	5,000.00	-5,000.00	0.0%
413.14 · Zoning Inspections	1,011.00	10,000.00	-8,989.00	10.1%
413.15 · Wages - Part Time Staff	2,171.71	60,000.00	-57,828.29	3.6%
413.154 · Health & Accident & STD	0.00	1,500.00	-1,500.00	0.0%
413.161 · Social Security	166.13	2,200.00	-2,033.87	7.6%
413.162 · Unemployment Compensation	0.00	500.00	-500.00	0.0%
413.21 · Office Supplies	33.14	1,000.00	-966.86	3.3%
413.24 · Fuel	0.00	750.00	-750.00	0.0%
413.28 · Uniforms	0.00	500.00	-500.00	0.0%
413.32 · Communic/Internet - Ord. Offcr	124.85	2,200.00	-2,075.15	5.7%
413.33 · Travel Exp-Ordin.Officer	0.00	500.00	-500.00	0.0%
413.354 · Worker's Compensation	4.99	200.00	-195.01	2.5%
413.37 · Vehicle Repairs	0.00	3,000.00	-3,000.00	0.0%
413.46 · Training & Education	0.00	1,000.00	-1,000.00	0.0%
413.47 · Bldg Permit DCED	0.00	200.00	-200.00	0.0%
414.12 · Bldg Permit-Inspection Fees	0.00	15,000.00	-15,000.00	0.0%
414.14 · ZHB - Court Reporter/Sec'y	0.00	500.00	-500.00	0.0%
414.21 · ZHB Office-Adv-Postage	0.00	200.00	-200.00	0.0%
414.31 · ZHB Legal Services	0.00	1,200.00	-1,200.00	0.0%
414.46 · Recodify Boro Ordinances	1,195.00	2,500.00	-1,305.00	47.8%
414.74 · Capital Outlay	0.00	8,500.00	-8,500.00	0.0%
Total 413-414 · Code Enforcement & Zoning	4,706.82	116,450.00	-111,743.18	4.0%
427 · Sanitation Contract				
427.10 · Garbage Contract	42,206.10	506,500.00	-464,293.90	8.3%
427.12 · Recycling Contract	6,746.70	80,900.00	-74,153.30	8.3%
Total 427 · Sanitation Contract	48,952.80	587,400.00	-538,447.20	8.3%

BOROUGH OF CRAFTON
GENERAL FUND FINANCIAL REPORT
 January 2021

	Jan 21	Budget	\$ Over Bud...	% of Bu...
430 · Public Works Department				
430.10 · Salary - P/W Foreman	16,164.94	66,100.00	-49,935.06	24.5%
430.14 · Salaries - Full Time Employees	23,267.20	330,000.00	-306,732.80	7.1%
430.15 · Wages - Reg. Overtime Pay	0.00	5,000.00	-5,000.00	0.0%
430.154 · Health & Accident & STD	410.40	2,500.00	-2,089.60	16.4%
430.156 · Hospitalization	6,734.85	100,000.00	-93,265.15	6.7%
430.16 · Wages - P/W Part Time	4,920.00	10,000.00	-5,080.00	49.2%
430.161 · Social Security	3,736.89	35,000.00	-31,263.11	10.7%
430.162 · Unemployment Compensation	363.59	3,000.00	-2,636.41	12.1%
430.163 · FSA	0.00	3,000.00	-3,000.00	0.0%
430.164 · HRA	1,000.00	5,000.00	-4,000.00	20.0%
430.18 · Wages - P/W Seasonal Employment	0.00	30,000.00	-30,000.00	0.0%
430.21 · Public Works - Misc. Supplies	500.76	3,000.00	-2,499.24	16.7%
430.23 · Uniforms	419.65	7,500.00	-7,080.35	5.6%
430.24 · Fuel	3,044.87	12,000.00	-8,955.13	25.4%
430.25 · Repairs - Maintenance	7,288.21	25,000.00	-17,711.79	29.2%
430.26 · Small Tools	199.99	5,000.00	-4,800.01	4.0%
430.27 · Computer H/W & S/W	0.00	2,500.00	-2,500.00	0.0%
430.32 · Communications	280.03	4,000.00	-3,719.97	7.0%
430.354 · Worker's Compensation	2,274.84	27,000.00	-24,725.16	8.4%
430.356 · Drug/Alcohol Testing	75.00	500.00	-425.00	15.0%
430.36 · Utilities	1,243.40	8,000.00	-6,756.60	15.5%
430.37 · Vehicle Repairs	3,999.49	10,000.00	-6,000.51	40.0%
430.42 · Licenses, Permits and Training	0.00	2,000.00	-2,000.00	0.0%
430.74 · Vehicle Capital Purchase	0.00	27,000.00	-27,000.00	0.0%
432.14 · Wages - Snow Removal Overtime	4,844.95	10,000.00	-5,155.05	48.4%
432.22 · Anti-Skid Materials	0.00	45,000.00	-45,000.00	0.0%
433.22 · Signs & Posts	0.00	5,000.00	-5,000.00	0.0%
433.45 · Traffic Signals Maintenance	0.00	5,000.00	-5,000.00	0.0%
433.451 · Traffic Signals - Elect. Supply	287.72	6,500.00	-6,212.28	4.4%
434.45 · Street Lighting - Elect. Supply	7,512.64	85,000.00	-77,487.36	8.8%
435.22 · Material - Curbing Supplies	0.00	5,000.00	-5,000.00	0.0%
435.245 · Material - Stairs and Sidewalks	0.00	25,000.00	-25,000.00	0.0%
438.22 · Material- Roads Supplies	125.71	10,000.00	-9,874.29	1.3%
438.38 · Rental Equipment	578.68	2,500.00	-1,921.32	23.1%
Total 430 · Public Works Department	89,273.81	922,100.00	-832,826.19	9.7%
452-453 · Swimming Pool Expenses				
452.14 · Wages - Pool Personnel	0.00	80,000.00	-80,000.00	0.0%
452.15 · Wages - Pool Concess.	0.00	12,000.00	-12,000.00	0.0%
452.161 · Social Security	0.00	7,000.00	-7,000.00	0.0%
452.162 · Unemployment Compensation	0.00	2,300.00	-2,300.00	0.0%
452.20 · Pool Lic., Pmts,Trng, Clrnc	0.00	1,300.00	-1,300.00	0.0%
452.21 · Maintenance Supplies	0.00	2,500.00	-2,500.00	0.0%
452.22 · Pool Filter- Repairs & Supplies	0.00	12,000.00	-12,000.00	0.0%
452.23 · Operating Supplies	0.00	4,000.00	-4,000.00	0.0%
452.24 · Supplies - Concession Stand	0.00	15,000.00	-15,000.00	0.0%
452.25 · Pool- Repairs & Maintenance	0.00	3,000.00	-3,000.00	0.0%
452.26 · Pool Minor Equipment	0.00	3,500.00	-3,500.00	0.0%
452.27 · Computer H/W & Internet	79.69	3,500.00	-3,420.31	2.3%
452.32 · Communications	45.28	500.00	-454.72	9.1%
452.354 · Worker's Compensation	454.97	5,000.00	-4,545.03	9.1%
452.36 · Utilities	561.30	12,800.00	-12,238.70	4.4%
452.37 · Pool & Building - Rep/Maint	0.00	2,000.00	-2,000.00	0.0%
452.371 · Concession - Rep/Maint/Eq	0.00	1,500.00	-1,500.00	0.0%
452.72 · Capital Improvements	17,812.50	41,000.00	-23,187.50	43.4%
Total 452-453 · Swimming Pool Expenses	18,953.74	208,900.00	-189,946.26	9.1%
453 · Recreation Expenses				
453.22 · Other - Supplies Golf Course	0.00	500.00	-500.00	0.0%
453.23 · Sr. Dinner (offset 367.50)	0.00	3,000.00	-3,000.00	0.0%
453.37 · Maint/Repairs - Mini Golf	0.00	300.00	-300.00	0.0%
453.49 · Rec. Activities - Expenses	1,469.82	7,500.00	-6,030.18	19.6%
Total 453 · Recreation Expenses	1,469.82	11,300.00	-9,830.18	13.0%

BOROUGH OF CRAFTON
GENERAL FUND FINANCIAL REPORT
 January 2021

	Jan 21	Budget	\$ Over Bud...	% of Bu...
454 · Parks				
454.25 · Maintenance Supplies	0.00	2,000.00	-2,000.00	0.0%
454.26 · Minor Equipment	0.00	2,000.00	-2,000.00	0.0%
454.36 · Utilities	744.39	7,000.00	-6,255.61	10.6%
454.37 · Maintenance - Repairs Services	194.80	10,000.00	-9,805.20	1.9%
454.75 · Park Equip.- Cap.Improvements	97,560.50	5,000.00	92,560.50	1,951.2%
454.76 · Deposit/Refunds - Park Shelters	0.00	500.00	-500.00	0.0%
Total 454 · Parks	98,499.69	26,500.00	71,999.69	371.7%
455 · Shade Trees				
455.22 · Shade Tree Operating Supplies	0.00	500.00	-500.00	0.0%
455.37 · Shade Tree Health Maintenance	650.00	25,000.00	-24,350.00	2.6%
455.44 · Shade Tree - Arborist	0.00	1,500.00	-1,500.00	0.0%
455.45 · Tree Plantings	0.00	5,000.00	-5,000.00	0.0%
455.46 · Boro Gardens	0.00	500.00	-500.00	0.0%
Total 455 · Shade Trees	650.00	32,500.00	-31,850.00	2.0%
456 · Libraries				
456.54 · Annual Contributions	6,833.34	82,000.00	-75,166.66	8.3%
Total 456 · Libraries	6,833.34	82,000.00	-75,166.66	8.3%
457-459 · Community Activities				
457.295 · Seasonal Decorations	0.00	500.00	-500.00	0.0%
457.31 · Celebrates Fireworks	0.00	7,500.00	-7,500.00	0.0%
457.32 · Celebrates Operations	0.00	32,000.00	-32,000.00	0.0%
457.50 · Military Banner Expenses	0.00	750.00	-750.00	0.0%
458.22 · Community Center Supplies	0.00	250.00	-250.00	0.0%
458.55 · Crafton Performing Arts	0.00	250.00	-250.00	0.0%
459.56 · Borough Tributes	72.98	250.00	-177.02	29.2%
459.57 · Misc. Contributions	0.00	500.00	-500.00	0.0%
Total 457-459 · Community Activities	72.98	42,000.00	-41,927.02	0.2%
462-463 · Community & Economic Develop				
462.22 · Newsletter-Printing/Postage	0.00	14,000.00	-14,000.00	0.0%
462.34 · Advertising & Promotions	0.00	5,000.00	-5,000.00	0.0%
462.72 · Design & Mobility Improvements	0.00	30,000.00	-30,000.00	0.0%
Total 462-463 · Community & Economic Develop	0.00	49,000.00	-49,000.00	0.0%
471 · Debt Services - Principal				
471.21 · 2021 General Oblig. Bond	0.00	50,000.00	-50,000.00	0.0%
471.35 · Heavy Equipment Lease	1,093.79	13,350.00	-12,256.21	8.2%
471.351 · Dump Truck Lease	1,909.17	23,350.00	-21,440.83	8.2%
Total 471 · Debt Services - Principal	3,002.96	86,700.00	-83,697.04	3.5%
472 · Debt Services - Interest				
472.21 · 2021 General Oblig. Bond	0.00	157,005.00	-157,005.00	0.0%
472.35 · Heavy Equipment Lease	92.66	900.00	-807.34	10.3%
472.351 · Dump Truck Lease	213.96	2,145.00	-1,931.04	10.0%
Total 472 · Debt Services - Interest	306.62	160,050.00	-159,743.38	0.2%
483 · Agency And Trust				
483.01 · Police Pension Contrib.	3,642.57	47,050.00	-43,407.43	7.7%
483.10 · Police Pension Fund MMO	0.00	102,190.00	-102,190.00	0.0%
483.30 · Employee Pension Fund MMO	0.00	87,500.00	-87,500.00	0.0%
Total 483 · Agency And Trust	3,642.57	236,740.00	-233,097.43	1.5%
486 · Insurance				
486.01 · Compreh. Liability/Property Ins	1,922.50	90,000.00	-88,077.50	2.1%
486.03 · Drug Screening	0.00	500.00	-500.00	0.0%
486.81 · Property Loss Claims-Borough	0.00	10,000.00	-10,000.00	0.0%
486.82 · Property Loss-Damages - Other	0.00	1,000.00	-1,000.00	0.0%
Total 486 · Insurance	1,922.50	101,500.00	-99,577.50	1.9%

BOROUGH OF CRAFTON
GENERAL FUND FINANCIAL REPORT
 January 2021

	Jan 21	Budget	\$ Over Bud...	% of Bu...
491 · Refunds of Prior Year Expenses				
491.02 · RE Tax Refund - Prior	0.00	2,000.00	-2,000.00	0.0%
491.03 · Refunds - LST	0.00	500.00	-500.00	0.0%
491.06 · Refunds - Trash Collection	0.00	500.00	-500.00	0.0%
491.10 · Prior Year Refunds - Other	2,539.18			
491.50 · Service Tax Credit - R/E Refund	0.00	1,000.00	-1,000.00	0.0%
491.51 · Service Tax Credit - EIT Refund	0.00	1,000.00	-1,000.00	0.0%
Total 491 · Refunds of Prior Year Expenses	<u>2,539.18</u>	<u>5,000.00</u>	<u>-2,460.82</u>	<u>50.8%</u>
492 · Interfund Operating Transfers				
492.30 · Transfer to Reserve Fund	0.00	34,631.00	-34,631.00	0.0%
Total 492 · Interfund Operating Transfers	<u>0.00</u>	<u>34,631.00</u>	<u>-34,631.00</u>	<u>0.0%</u>
499 · Emergency Declaration Expenses				
499.99 · COVID-19 Expenses	130.00	5,000.00	-4,870.00	2.6%
Total 499 · Emergency Declaration Expenses	<u>130.00</u>	<u>5,000.00</u>	<u>-4,870.00</u>	<u>2.6%</u>
Total Expense	<u>449,978.16</u>	<u>5,239,121.00</u>	<u>-4,789,142.84</u>	<u>8.6%</u>
Net Income	<u><u>-305,151.95</u></u>	<u><u>0.00</u></u>	<u><u>-305,151.95</u></u>	<u><u>100.0%</u></u>

Road Tax Fund
FINANCIAL REPORT

January 2021

	Jan 21	Budget	\$ Over Bu...	% of Bu...
Income				
301.10 Road Tax - Current	0.00	615,000.00	-615,000.00	0.0%
301.20 Road Tax - Prior	0.00	20,000.00	-20,000.00	0.0%
319.01 Road Tax Pen/Int	0.00	5,000.00	-5,000.00	0.0%
Total Income	<u>0.00</u>	<u>640,000.00</u>	<u>-640,000.00</u>	<u>0.0%</u>
Gross Profit	<u>0.00</u>	<u>640,000.00</u>	<u>-640,000.00</u>	<u>0.0%</u>
Expense				
408.31 Engineering - Roads	721.50	15,000.00	-14,278.50	4.8%
408.315 Engineering - GLG	1,161.00			
408.32 Inspections	0.00	20,000.00	-20,000.00	0.0%
437.25 Equipment Repairs	0.00	2,500.00	-2,500.00	0.0%
438.22 In-House Paving Material	0.00	20,000.00	-20,000.00	0.0%
438.45 Road - Contract Services	0.00	25,000.00	-25,000.00	0.0%
439.45 Road Paving Program	0.00	335,000.00	-335,000.00	0.0%
491.10 Tax Refunds - Current	0.00	1,000.00	-1,000.00	0.0%
491.20 Tax Refund - Prior	0.00	1,000.00	-1,000.00	0.0%
492.30 Trf. to Capital Projects	0.00	220,500.00	-220,500.00	0.0%
Total Expense	<u>1,882.50</u>	<u>640,000.00</u>	<u>-638,117.50</u>	<u>0.3%</u>
Net Income	<u><u>-1,882.50</u></u>	<u><u>0.00</u></u>	<u><u>-1,882.50</u></u>	<u><u>100.0%</u></u>

Sewer Fund FINANCIAL REPORT


January 2021

	Jan 21	Budget	\$ Over Bud...	% of B...
Income				
319 · Penalty & Interest				
319.10 · Sewage User Fees - P & I	728.05			
Total 319 · Penalty & Interest	728.05			
341 · Interest				
341.01 · Interest on Investments	13.68	12,000.00	-11,986.32	0.1%
Total 341 · Interest	13.68	12,000.00	-11,986.32	0.1%
357 · Grants				
357.04 · Miscellaneous Grants	262,618.90	94,250.00	168,368.90	278.6%
Total 357 · Grants	262,618.90	94,250.00	168,368.90	278.6%
364 · Sewer User Fees				
364.10 · Sewer User Fees - Current	108,636.32	2,095,000.00	-1,986,363.68	5.2%
364.101 · Sewer User Fees - Delinq.	1,387.31	15,000.00	-13,612.69	9.2%
Total 364 · Sewer User Fees	110,023.63	2,110,000.00	-1,999,976.37	5.2%
380-392 · Other Revenue				
380.00 · Alcosan Billing Reimb.	0.00	7,500.00	-7,500.00	0.0%
382 · Misc Income	34.12			
383.10 · Sewer Tap In Fees	0.00	1,500.00	-1,500.00	0.0%
392.08 · Trf from Sewer Fund Reserve	0.00	235,000.00	-235,000.00	0.0%
Total 380-392 · Other Revenue	34.12	244,000.00	-243,965.88	0.0%
Total Income	373,418.38	2,460,250.00	-2,086,831.62	15.2%
Gross Profit	373,418.38	2,460,250.00	-2,086,831.62	15.2%
Expense				
402 · Financial Administration				
402.31 · Billing Fees	7,046.88	27,000.00	-19,953.12	26.1%
402.46 · Meetings, Conferences, Training	0.00	2,500.00	-2,500.00	0.0%
Total 402 · Financial Administration	7,046.88	29,500.00	-22,453.12	23.9%
408 · Engineering				
408.130 · Consent Order	8,150.00	110,000.00	-101,850.00	7.4%
408.310 · General Projects	0.00	27,500.00	-27,500.00	0.0%
408.311 · Inspections	2,663.95	15,000.00	-12,336.05	17.8%
408.32 · Storm Water Reduction	0.00	25,000.00	-25,000.00	0.0%
Total 408 · Engineering	10,813.95	177,500.00	-166,686.05	6.1%
429 · Sewer Treatment Costs				
429.25 · Repair & Maintenance Supplies	51.15	1,800.00	-1,748.85	2.8%
429.26 · Small Tools & Equipment	0.00	5,000.00	-5,000.00	0.0%
429.31 · Professional Services	0.00	5,000.00	-5,000.00	0.0%
429.32 · Professional Services - GIS	0.00	5,000.00	-5,000.00	0.0%
429.33 · Fuel	316.84	0.00	316.84	100.0%
429.36 · ALCOSAN Charges	0.00	1,200,000.00	-1,200,000.00	0.0%
429.38 · Equipment Rental	0.00	5,000.00	-5,000.00	0.0%
429.45 · Contracted Services - Vactor	0.00	10,000.00	-10,000.00	0.0%
429.74 · Capital Purchases	0.00	30,000.00	-30,000.00	0.0%
Total 429 · Sewer Treatment Costs	367.99	1,261,800.00	-1,261,432.01	0.0%
430 · Sewer Repair Work				
430.37 · Vehicle Repairs	0.00	5,000.00	-5,000.00	0.0%
430.371 · Emergency Repairs	0.00	25,000.00	-25,000.00	0.0%
430.43 · Dues & Subscriptions	7,913.66	8,000.00	-86.34	98.9%
430.45 · Deficiency Corrections	0.00	473,920.00	-473,920.00	0.0%
430.451 · CCTV	0.00	30,000.00	-30,000.00	0.0%
430.74 · Capital Purchases	0.00	0.00	0.00	0.0%
473.704 · GROW Project Construction	462,178.32			
Total 430 · Sewer Repair Work	470,091.98	541,920.00	-71,828.02	86.7%

	<u>Jan 21</u>	<u>Budget</u>	<u>\$ Over Bud...</u>	<u>% of B...</u>
436 · Backflow Prevension				
436.10 · Backflow Prevention Program	0.00	8,000.00	-8,000.00	0.0%
Total 436 · Backflow Prevension	0.00	8,000.00	-8,000.00	0.0%
437 · Equipment Repairs	0.00			
446 · Munic. Claim Commission				
446.10 · Claims Commission	94.62	2,500.00	-2,405.38	3.8%
Total 446 · Munic. Claim Commission	94.62	2,500.00	-2,405.38	3.8%
471 · Debt Services - Principal				
470.1 · Principal - Pennvest I	4,695.56	56,970.00	-52,274.44	8.2%
470.2 · Principal - Pennvest II	3,398.21	9,370.00	-5,971.79	36.3%
471.35 · Principal - PNC - ELGIN Sweeper	4,361.24	53,270.00	-48,908.76	8.2%
Total 471 · Debt Services - Principal	12,455.01	119,610.00	-107,154.99	10.4%
472 · Debt Services - Interest				
471.1 · Interest - Pennvest I	832.53	41,200.00	-40,367.47	2.0%
471.2 · Interest - Pennvest II	647.77	7,380.00	-6,732.23	8.8%
472.35 · Interest - PNC - ELGIN Sweeper	564.52	5,840.00	-5,275.48	9.7%
Total 472 · Debt Services - Interest	2,044.82	54,420.00	-52,375.18	3.8%
495 · Interfund Transfer				
495.10 · Transfer to General Fund	0.00	265,000.00	-265,000.00	0.0%
495.11 · Transfer to Capital Fund	0.00	0.00	0.00	0.0%
Total 495 · Interfund Transfer	0.00	265,000.00	-265,000.00	0.0%
Total Expense	<u>502,915.25</u>	<u>2,460,250.00</u>	<u>-1,957,334.75</u>	<u>20.4%</u>
Net Income	<u><u>-129,496.87</u></u>	<u><u>0.00</u></u>	<u><u>-129,496.87</u></u>	<u><u>100.0%</u></u>

Capital Projects Reserve Fund
CAPITAL PROJECT RESERVE FUND FINANCIAL REPORT
 January 2021

	<u>Jan 21</u>	<u>Budget</u>	<u>\$ Over Budget</u>	<u>% of ...</u>
Income				
341.01 Interest	0.00	25,000.00	-25,000.00	0.0%
357.01 Boro Hall Grant	0.00	180,000.00	-180,000.00	0.0%
357.02 Demo Grant	0.00	40,000.00	-40,000.00	0.0%
357.04 ALCOSAN Grow Grants	0.00	2,000,000.00	-2,000,000.00	0.0%
357.05 H2O Grant	0.00	250,000.00	-250,000.00	0.0%
393.10 Bond Proceeds	0.00	9,000,000.00	-9,000,000.00	0.0%
Total Income	0.00	11,495,000.00	-11,495,000.00	0.0%
Expense				
408 - Engineering				
408.30 General	0.00	50,000.00	-50,000.00	0.0%
408.31 Crafton Blvd Separation	25,546.16	200,000.00	-174,453.84	12.8%
408.32 Sycamore Separation	4,422.50	10,000.00	-5,577.50	44.2%
408.33 Woodlawn/Fountain Separ.	0.00	50,000.00	-50,000.00	0.0%
408.34 Crafton Park Separation	688.50	75,000.00	-74,311.50	0.9%
408.35 Broadhead Separation	0.00	75,000.00	-75,000.00	0.0%
408.36 Demolitions	0.00	12,500.00	-12,500.00	0.0%
408.37 Storm Water Reduction	0.00	15,000.00	-15,000.00	0.0%
408.38 Public Works Bldg	0.00	50,000.00	-50,000.00	0.0%
408.39 Johnston Sewer Rep	1,097.00	25,000.00	-23,903.00	4.4%
408.40 Belvidere St. Recon	0.00	70,000.00	-70,000.00	0.0%
Total 408 - Engineering	31,754.16	632,500.00	-600,745.84	5.0%
409-470 Project Construction				
409.37 Boro Bldg	0.00	250,000.00	-250,000.00	0.0%
409.38 Public Works Bldg	0.00	1,000,000.00	-1,000,000.00	0.0%
409.40 Belvidere Recon	0.00	687,500.00	-687,500.00	0.0%
413.45 Blight Remediation	0.00	85,000.00	-85,000.00	0.0%
429.11 Crafton Blvd Separ.	0.00	2,800,000.00	-2,800,000.00	0.0%
429.12 Sycamore Separation	0.00	50,000.00	-50,000.00	0.0%
429.13 Woodlawn/Fountain Separ.	0.00	1,200,000.00	-1,200,000.00	0.0%
429.14 Crafton Park Separ	0.00	0.00	0.00	0.0%
429.15 Broadhead Separation	0.00	0.00	0.00	0.0%
429.16 Johnston Sewer Repair	0.00	375,000.00	-375,000.00	0.0%
433.45 Green Light-Go	0.00	0.00	0.00	0.0%
439.10 Road/Sidewalk Rebuild	0.00	800,000.00	-800,000.00	0.0%
470.54 Parks & Recreation	0.00	10,000.00	-10,000.00	0.0%
Total 409-470 Project Construction	0.00	7,257,500.00	-7,257,500.00	0.0%
Total Expense	31,754.16	7,890,000.00	-7,858,245.84	0.4%
Net Income	-31,754.16	3,605,000.00	-3,636,754.16	-0.9%



Jordan Tax Service, Inc.

102 Rahway Road • McMurray, PA 15317-3349

(412) 835-5243 • Fax (412) 835-5244

(724) 731-2300 • Fax (724) 731-2398

www.jordantax.com

Tax & Record
Services

Municipal

Business

Individual

February 4, 2021

Borough of Crafton
Douglas Sample, Manager
Municipal Building
100 Stotz Avenue
Pittsburgh, PA 15205

Re: Delinquent Earned Income & Net Profits Tax
Collection Summary Report
January, 2021

Detailed below are the Delinquent Earned Income Tax Collections remitted to the Borough for the Month of January, 2021:

<u>PERIOD</u>	<u>TAX</u>	<u>PEN & INT</u>	<u>MUNICIPAL SHARE (50.00%)</u>	
			<u>MONTH</u>	<u>YEAR TO DATE</u>
2011 and Prior	\$ 384.09	\$ -	\$ 384.09	\$ 384.09
Add: Commissions	38.41	-	38.41	38.41
Refunds Issued	-	-	-	-
Net Collections	<u>\$ 422.50</u>	<u>\$ -</u>	<u>\$ 422.50</u>	<u>\$ 422.50</u>

Amounts Transferred:

<u>Date</u>	<u>Reference</u>	<u>Amount</u>
01/31/21	Ck #2363	<u>\$ 422.50</u>
Total Transfers		<u>\$ 422.50</u>

We have enclosed our invoice for services.

Very truly yours,
JORDAN TAX SERVICE, INC.

WRLjr/hlk


WILLIAM R. LINNERT, JR.

CURRENT YEAR TO DATE DISTRIBUTIONS

	Resident Tax Amount	Non-Resident Tax Amount	Pen/Int	Costs & Credits	Total Collections	Dist Year	Resident Tax Amount	Non-Resident Tax Amount	Pen/Int	Commission	TCD	Charges & Credits	Total Distribution
DELQ-17 Collections	157.67	0.00	0.00	0.00	157.67	2021	157.67	0.00	0.00	0.00	0.00	0.00	\$157.67
DELQ-18 Collections	264.95	0.00	0.00	0.00	264.95	2021	264.95	0.00	0.00	0.00	0.00	0.00	\$264.95
2016 Collections	(154.37)	0.00	0.00	0.00	(154.37)	2021	(154.37)	0.00	0.00	2.78	0.00	0.00	(\$151.59)
2017 Collections	0.06	0.00	0.00	0.00	0.06	2021	0.06	0.00	0.00	0.00	0.00	0.00	\$0.06
2018 Collections	(253.62)	0.00	0.00	0.00	(253.62)	2021	(253.62)	0.00	0.00	4.57	0.00	0.00	(\$249.05)
2018 Refunds	(176.50)	0.00	0.00	0.00	(176.50)	2021	(176.50)	0.00	0.00	0.00	0.00	0.00	(\$176.50)
2019 Collections	3,545.20	0.00	0.00	0.00	3,545.20	2021	3,545.20	0.00	0.00	(63.82)	0.00	0.00	\$3,481.38
2019 Refunds	(1,128.50)	0.00	0.00	0.00	(1,128.50)	2021	(1,128.50)	0.00	0.00	0.00	0.00	0.00	(\$1,128.50)
2020 Collections	34,104.90	0.00	37.64	0.00	34,142.54	2021	34,104.90	0.00	37.64	(614.53)	0.00	0.00	\$33,528.01
Current Year To Date	36,359.79	0.00	37.64	0.00	36,397.43	2021	36,359.79	0.00	37.64	(671.00)	0.00	0.00	\$35,726.43

BOROUGH OF CRAFTON
Earned Income Tax Collections
January 2021

	Jan 21	Budget	\$ Over Bu...	% of ...
Income				
310 · Act 511 Taxes	0.00	595,000.00	-595,000.00	0.0%
310.21 · EIT - Current	36,361.67	235,000.00	-198,638.33	15.5%
310.22 · EIT - Prior	36,361.67	830,000.00	-793,638.33	4.4%
Total 310 · Act 511 Taxes	35.76	1,000.00	-964.24	3.6%
319 · Penalty/Interest	35.76	1,000.00	-964.24	3.6%
319.12 · P&I - EIT	36,397.43	831,000.00	-794,602.57	4.4%
Total 319 · Penalty/Interest	36,397.43	831,000.00	-794,602.57	4.4%
Gross Profit	36,397.43	831,000.00	-794,602.57	4.4%
Expense				
403 · Tax Collection	671.00	15,000.00	-14,329.00	4.5%
403.48 · Jordan-Act 32 SWTax District	671.00	15,000.00	-14,329.00	4.5%
Total 403 · Tax Collection	671.00	15,000.00	-14,329.00	4.5%
Total Expense	671.00	15,000.00	-14,329.00	4.5%
Net Income	35,726.43	816,000.00	-780,273.57	4.4%



Jordan Tax Service, Inc.

102 Rahway Road • McMurray, PA 15317-3349

(412) 835-5243 • Fax (412) 835-5244

(724) 731-2300 • Fax (724) 731-2398

www.jordantax.com

Tax & Record
Services
Municipal
Business
Individual

February 4, 2021

Borough of Crafton
Douglas Sample, Manager
Municipal Building
100 Stotz Avenue
Pittsburgh, PA 15205

Re: Local Services Tax Collections
Collection Summary Report
January, 2021

Detailed below are the Local Services Tax Collections remitted to the Borough for the Collection Period of January 1, 2021 through January 31, 2021:

<u>PERIOD</u>	<u>TAX</u>	<u>PEN & INT</u>	<u>TOTAL COLLECTIONS</u>	<u>YEAR TO DATE</u>
2019 and Prior	\$ 10.00	\$ -	\$ 10.00	\$ 10.00
2020	1,885.12	-	1,885.12	1,885.12
2021	-	-	-	-
Total Collections	1,895.12	-	1,895.12	1,895.12
Refunds Issued	-	-	-	-
	<u>\$ 1,895.12</u>	<u>\$ -</u>	<u>\$ 1,895.12</u>	<u>\$ 1,895.12</u>
Net Collections			<u>\$ 1,895.12</u>	<u>\$ 1,895.12</u>

Amounts Remitted:


<u>Date</u>	<u>Batch #</u>	<u>Amount</u>
01/11/21	61/35	\$ 68.00
01/25/21	36	776.78
01/26/21	37	235.98
01/28/21	38	814.36

Total Deposited \$ 1,895.12

We have enclosed our invoice for services.

Very truly yours,
JORDAN TAX SERVICE, INC.

WILLIAM R. LINNERT, JR.



Jordan Tax Service, Inc.

102 Rahway Road • McMurray, PA 15317-3349

(412) 835-5243 • Fax (412) 835-5244

(724) 731-2300 • Fax (724) 731-2398

www.jordantax.com

Tax & Record
Services

Municipal

Business

Individual

February 4, 2021

Borough of Crafton
Douglas Sample, Manager
Municipal Building
100 Stotz Avenue
Pittsburgh, PA 15205

RE: Business Privilege Tax
Collection Summary Report
January, 2021

Detailed below are the Business Privilege Tax Collections remitted to the Borough for the Collection Period of January 1, 2021 through January 31, 2021:

<u>PERIOD</u>	<u>TAX</u>	<u>LICENSE</u>	<u>PEN & INT</u>	<u>TOTAL COLLECTIONS</u>	<u>YEAR TO DATE</u>
2019 and Prior	\$ -	\$ -	\$ -	\$ -	\$ -
2020	1,042.59	30.00	9.39	1,081.98	1,081.98
2021	-	-	-	-	-
Total Collections	<u>1,042.59</u>	<u>30.00</u>	<u>9.39</u>	<u>1,081.98</u>	<u>1,081.98</u>
Refunds Issued	-	-	-	-	-
	<u>\$ 1,042.59</u>	<u>\$ 30.00</u>	<u>\$ 9.39</u>	<u>\$ 1,081.98</u>	<u>\$ 1,081.98</u>
Net Collections				<u>\$ 1,081.98</u>	<u>\$ 1,081.98</u>

Amounts Deposited:


<u>Date</u>	<u>Batch #</u>	<u>Amount</u>
01/04/21	42	\$ 1,081.98
Total Deposited		<u>\$ 1,081.98</u>

We have enclosed our invoice for services.

Very truly yours,
JORDAN TAX SERVICE, INC.

WILLIAM R. LINNERT, JR.

WRLjr/hlk



Jordan Tax Service, Inc.

102 Rahway Road • McMurray, PA 15317-3349

(412) 835-5243 • Fax (412) 835-5244

(724) 731-2300 • Fax (724) 731-2398

www.jordantax.com

Tax & Record
Services

Municipal

Business

Individual

February 4, 2021

Borough of Crafton
Douglas Sample, Manager
Municipal Building
100 Stotz Avenue
Pittsburgh, PA 15205

RE: Mercantile Tax
Collection Summary Report
January, 2021

Detailed below are the Mercantile Tax Collections remitted to the Borough for the Collection Period of January 1, 2021 through January 31, 2021:

<u>PERIOD</u>	<u>TAX</u>	<u>PEN & INT</u>	<u>TOTAL COLLECTIONS</u>	<u>YEAR TO DATE</u>
2019 and Prior	\$ -	\$ -	\$ -	\$ -
2020	6,732.40	-	6,732.40	6,732.40
2021	-	-	-	-
	<u>\$ 6,732.40</u>	<u>\$ -</u>		
Total Collections			<u>\$ 6,732.40</u>	<u>\$ 6,732.40</u>

Amounts Deposited:


<u>Date</u>	<u>Batch #</u>	<u>Amount</u>
01/11/21	26	\$ 364.45
01/19/21	27	1,586.82
01/28/21	28	4,781.13

Total Deposited \$ 6,732.40

We have enclosed our invoice for services.

Very truly yours,
JORDAN TAX SERVICE, INC.

WILLIAM R. LINNERT, JR.



Jordan Tax Service, Inc.

102 Rahway Road • McMurray, PA 15317-3349
 (412) 835-5243 • Fax (412) 835-5244
 (724) 731-2300 • Fax (724) 731-2398
 www.jordantax.com

**Tax & Record
 Services**
 Municipal
 Business
 Individual

February 4, 2021

Borough of Crafton
 Douglas Sample, Manager
 Municipal Building
 100 Stotz Avenue
 Pittsburgh, PA 15205

RE: Trash Removal
 Collection Summary Report
 January, 2021

Detailed below are the 2020 Trash Removal Collections remitted to the Borough for the Month of January, 2021:

	<u>BILLING FEE</u>	<u>GARBAGE</u>	<u>TOTAL CURRENT PERIOD</u>	<u>YEAR TO DATE</u>
FACE TAX	\$ (5.00)	\$ 1,617.77	\$ 1,612.77	\$ 515,266.99
Less: Discount	-	11.25	11.25	(18,569.71)
Plus: Penalty	-	102.99	102.99	3,916.70
Total Collections	\$ (5.00)	\$ 1,732.01	\$ 1,727.01	\$ 500,613.98

Amounts Deposited:

<u>Date</u>	<u>Batch #</u>	<u>Amount</u>
01/07/21	42	\$ 2,405.11
01/11/21	43	1,473.55
01/13/21	44	170.63
01/15/21	45	281.79
Total		4,331.08
Less: Credits to 2021	1001	(2,604.07)
Total Deposits		\$ 1,727.01

	<u>BILLING</u>	<u>GARBAGE</u>	<u>YEAR-TO-DATE</u>
FACE BALANCE 02/01/2020	\$ 9,875.00	\$ 584,325.00	\$ 594,200.00
Add: Additions	-	225.00	225.00
Less: Deletions	-	-	-
ADJUSTED FACE BALANCE	9,875.00	584,550.00	594,425.00
Less: Total Collections	(8,555.00)	(506,711.99)	(515,266.99)
Less: Turned Over to Delinquent	(1,320.00)	(77,838.01)	(79,158.01)
FACE BALANCE 01/31/2021	\$ -	\$ -	\$ -

Very truly yours,
 JORDAN TAX SERVICE, INC.

WILLIAM R. LINNERT, JR.



Jordan Tax Service, Inc.

102 Rahway Road • McMurray, PA 15317-3349

(412) 835-5243 • Fax (412) 835-5244

(724) 731-2300 • Fax (724) 731-2398

www.jordantax.com

Tax & Record
Services

Municipal
Business
Individual

February 4, 2021

Borough of Crafton
Douglas Sample, Manager
Municipal Building
100 Stotz Avenue
Pittsburgh, PA 15205

Re: Real Estate Taxes
Collection Summary Report
January, 2021

Detailed below are the 2020 Real Estate Tax Collections deposited to the Borough account for the Month of January, 2021:

	CURRENT PERIOD			YEAR TO DATE
	REAL ESTATE	ROAD	TOTAL	
FACE TAX	\$ 26,322.00	\$ 8,762.41	\$ 35,084.41	\$ 1,952,351.62
Less: Discount	(51.52)	(23.22)	(74.74)	(35,874.09)
Plus: Penalty	328.91	86.55	415.46	1,122.94
Total Collections	<u>\$ 26,599.39</u>	<u>\$ 8,825.74</u>	<u>\$ 35,425.13</u>	<u>\$ 1,917,600.47</u>

Amounts Deposited:

Date	Batch #	Amount
01/07/21	57/46	\$ 25,410.16
01/07/21	46	237.95
01/12/21	58/47	6,485.25
01/13/21	48	1,480.33
01/15/21	49	1,373.12
01/18/21	49	676.27
Total Deposits		35,663.08
Less: Refunds Due	2019	(237.95)
Net Collections		<u>\$ 35,425.13</u>

	2019	2019	2020	2020	TOTAL
	REAL ESTATE	ROAD	REAL ESTATE	ROAD	
FACE BALANCE 3/1/2020	\$ 6,733.12	\$ 2,280.14	\$ -	\$ -	\$ 9,013.26
Add: Billing 3/1/2020	-	-	1,538,515.33	520,978.16	2,059,493.49
Add: Additions	-	-	16,410.76	5,557.01	21,967.77
Less: Exonerations	(383.87)	(129.98)	(2,309.42)	(782.17)	(3,605.44)
ADJUSTED FACE BALANCE	6,349.25	2,150.16	1,552,616.67	525,753.00	2,086,869.08
Less: Total Collections	(2,942.15)	(996.42)	(1,455,174.74)	(493,238.31)	(1,952,351.62)
Less: Turned Over to Delinquent	(3,407.10)	(1,153.74)	(85,537.13)	(28,483.49)	(118,581.46)
FACE BALANCE 01/31/2021	<u>\$ -</u>	<u>\$ -</u>	<u>\$ 11,904.80</u>	<u>\$ 4,031.20</u>	<u>\$ 15,936.00</u>

Very truly yours,
JORDAN TAX SERVICE, INC.

William R. Linnert, Jr.
WILLIAM R. LINNERT, JR.

Tax Collector's Monthly Report to Taxing Districts

For the Month of JANUARY, 2021
BOROUGH OF CRAFTON Taxing District

A. Collections		Real Estate	Road	Prior Years Real Estate	Prior Years Road
1.	Balance Collectable-Beginning of Month	121,739.17	40,591.46	5,431.86	1,839.38
2A.	Additions: During the Month(*)				
2B.	Deductions: Credits During the Month - (from line 17)				
3.	Total Collectable	121,739.17	40,591.46	5,431.86	1,839.38
4.	Less: Face Collections for the Month	24,297.24	8,076.77	2,024.76	685.64
5.	Less: Deletions from the List (Gentrifications)				
6.	Less: Exonerations (*)				
7.	Less: Liens/Non-Lienable Installments(*)	85,537.13	28,483.49	3,407.10	1,153.74
8.	Balance Collectable - End of Month	11,904.80	4,031.20	(0.00)	0.00
B. Reconciliation of Cash Collected					
9.	Face Amount of Collections - (must agree with line 4)	24,297.24	8,076.77	2,024.76	685.64
10.	Plus: Penalties	149.68	25.86	179.23	60.69
11.	Less: Discounts	46.87	21.65	4.65	1.57
12.	Total Cash Collector per Column	24,400.05	8,080.98	2,199.34	744.76
13.	Total Cash Collected				35,425.13
C. Payment of Taxes					
14.	Amount Remitted During the Month (*)				
	Date	Transaction #	Amount	TOTAL ALL TAXES	
	1/7/2021	57/46	25,410.16		
	1/7/2021	46	237.95		
	1/12/2021	58/47	6,485.25		
	1/13/2021	48	1,480.33		
	1/15/2021	49	1,373.12		
	1/18/2021	49	676.27		
		Refunds	(237.95)		
			Total	\$	35,425.13
15.	Amount paid with this Report Applicable to this Reporting Month	Trx. #		\$	35,425.13
16.	Total Remitted This Month			\$	35,425.13
17.	List, Other Credit Adjustments (*)	Parcel #	Name	Amount	
18.	Interest Earnings (if applicable)		Total	\$	
Taxing District Use (Optional)					
	Carryover from Previous Month				
	Amount Collected This Month				
	Less Amount Paid This Month				
	Ending Balance				

Agent Acting on behalf of the Tax Collector
William J. J. J. J.
 Date 2/4/21

**+ Prior Yr. Collection: I verify this is a complete and accurate reporting of the balance collectable, taxes collected remitted for the month.
 Received by (taxing district) William J. J. J. Title: Tax Collector Date 2/9/21
 I acknowledge the receipt of this report.

JORDAN TAX SERVICE, INC.
102 RAHWAY ROAD
MCMURRAY, PA 15317-3349
(724) 731-2300

February 12, 2021

Borough of Crafton
 Douglas Sample, Manager
 Municipal Building
 100 Stotz Avenue
 Pittsburgh, PA 15205

Gentlemen:

We are forwarding herewith counterfoils for delinquent taxes and municipal claims collected and satisfied since date of our last report. We are also forwarding deposit slips as summarized below and the Prothonotary's receipts for satisfaction costs advanced by our office.

DELINQUENT TAXES:

Receipts: #13974-13982

	Face Tax	Penalty	Interest	Costs	TOTAL
	1,590.83	75.07	53.45	100.73	1,820.08
Commission Collected					82.92

MUNICIPAL CLAIMS: "Trash"

Receipts: #2361-2366

	Face Tax	Penalty	Interest	Costs	Comm	TOTAL
	2,009.53	237.38	-	52.00	-	2,298.91
Commission Collected						102.33

MUNICIPAL CLAIMS: "Trash"

Receipts: #4426-4427, 4429, 4431

	Face Tax	Penalty	Interest	Costs	Comm	TOTAL
	373.59	-	-	-	-	373.59
Commission Collected						25.13

MUNICIPAL CLAIMS: "Sewage"

Receipts: #4424-4425, 4428, 4430

	Face Tax	Penalty	Interest	Costs	Comm	TOTAL
	727.19	-	-	-	-	727.19
Commission Collected						45.10

Total Collections, Taxes and Claims:

Real Estate	\$ 1,903.00	Ck. #1484	<u>\$ 5,475.25</u>
Trash	\$ 2,799.96	Ck. #1482	
Sewage	\$ 772.29	Ck. #1483	

Deposits Per Enclosed Receipts:


DATE	AMOUNT	DATE	AMOUNT	DATE	AMOUNT
01/12/21	35.29	01/12/21	1,685.00	01/26/21	864.03
01/12/21	1,537.21	01/26/21	218.00	01/26/21	1,135.72

Total Deposits

5,475.25

*Partial Payments Not Yet Applied - \$1,100.78

JORDAN TAX SERVICE, INC.


 William R. Linnert Jr.

**BOROUGH OF CRAFTON
POLICE DEPARTMENT**

MARK A. SUMPTER
CHIEF OF POLICE

100 STOTZ AVENUE
CRAFTON, PENNSYLVANIA 15205

JAMES G. BLOOM
MAYOR



February 18, 2021

Crafton Police responded to 162 complaints during the month of January 2021.

The following 3 pages attached show a printout of the calls answered by Crafton Police.

Paid parking tags paid at the window – \$15.00

Copies of Police Reports – \$165.00

No solicitor permits were issued for the month of January

No truck permits were issued for the month of January

Fines collected by the Magistrate and paid to the borough for January - \$588.67

There were 20 citations issued, 23 citation warnings, 1 parking tags, 0 AccuTrak - total 44

Crafton Borough had 0 narcotic related calls for the month of January 2021.

Mileage on Police Cars:

Unit # 11-1 - 2,428 miles ending at 26,319

Unit # 11-2 - 2,594 miles ending at 32,059

Unit # 11-3 - 240 miles ending at 67,773

Respectfully submitted,

Handwritten signature of Barbara H. Berkhouse in blue ink.

Barbara H. Berkhouse
Police Secretary

Calls for Service - by Keyword

CRAFTON BOROUGH

Incidents Reported Between 01/01/2021 and 01/31/2021



Code	Description	Primary Count	Secondary UCR Count		
			Code 2	Code 3	Code 4
911 HANGUP					
3802	SERVICE CALL-911 HANG UP	1			
ACCIDENT M					
3100	MOTOR VEHICLE ACCIDENTS	3			
6008	ACCIDENT INVOLVING NONINJURY	8			
		<u>11</u>			
ALARM					
3810	SERVICE CALL-ALARMS-UNFOUNDED-EXCPT FIRE	18			
3840	FIRES (INCLUDING ALARMS-FOUNDED/UNFOUNDED)	3			
		<u>21</u>			
ANIMAL					
3805	SERVICE CALL-ANIMAL	1			
5502	ANIMAL COMPLAINTS - BARKING DOGS	1			
5510	ANIMAL COMPLAINTS - OTHER	3			
		<u>5</u>			
ANIMAL CONTROL WAS NOT NOTIFIED FOR ANY OF THESE CALLS.					
ASSIST AGY					
3830	SERVICE CALL-ASSIST OTHER AGENCY	1			
ASSIST FIR					
7502	ASSIST OTHER AGENCIES - FIRE DEPT.	1			
ASSIST MOT					
3820	SERVICE CALL-ASSIST MOTORIST/DISABLE VEH	4			
CHECK WELF					
3801	SERVICE CALL-CHECK WELFARE	15			
CRIM MISCH					
1440	CRIMINAL MISCHIEF - ALL OTHER	1			
DISTURBANC					
3610	DISTURBANCES-NOISE	3			
3620	DISTURBANCES-OTHER (FIGHTS,DISPUTES,ETC)	10			
		<u>13</u>			
DOMESTIC					
3600	DISTURBANCES-DOMESTIC	3			
FAMILY					
2902	FAMILY-CHILD WELFARE	1			
FIGHT					
2430	FIGHTING (AFFRAY)	1			
FORGERY					
1026	COUNTERFEITING - USING	1			

Calls for Service - by Keyword

CRAFTON BOROUGH

Incidents Reported Between 01/01/2021 and 01/31/2021



Code	Description	Primary Count	Secondary UCR Count		
			Code 2	Code 3	Code 4
FOUND ANIM					
5002	LOST & FOUND - FOUND ANIMAL	1			
FOUND ARTI					
5004	LOST & FOUND - FOUND ARTICLES	1			
FRAUD					
1100	FRAUD	4			
HARASSMENT					
2450	HARASSMENT	6			
HIT AND RU					
8519	HIT AND RUN ACCIDENT	2			
INFORMATIO					
7010	PUBLIC SERVICES-NOTIFICATIONS(POL.INFO.)	1			
LOITERING					
2822	LOITERING LAW - JUVENILE - FEMALE	1			
LOST ARTIC					
5008	LOST & FOUND - LOST ARTICLES	1			
MEDICAL					
3870	MEDICAL EMERGENCY	5			
7008	PUBLIC SERVICES - MEDICAL ASSISTANCE	10			
		15			
MENTAL					
3400	MENTAL HEALTH	6			
PROPERTY					
2910	LOST/MISSING PROPERTY	2			
RECEIVING					
1331	STOLEN PROP.-POSSESSING - MOTOR VEHICLE	1			
SUSP PERSN					
4022	NON-CRIMINAL - SUSPICIOUS PERSON	1			
SUSPICIOUS					
3500	SUSPICIOUS PERSONS,AUTOS,CIRCUMSTANCES	17			
SVC CALL					

Calls for Service - by Keyword

CRAFTON BOROUGH

Incidents Reported Between 01/01/2021 and 01/31/2021



Code	Description	Primary Count	Secondary UCR Count		
			Code 2	Code 3	Code 4
SVC CALL					
3800	SERVICE CALL-MISCELLANEOUS	4			
THEFT					
0613	THEFT-\$200 & OVER-RETAIL THEFT	2			
0614	THEFT-\$200 & OVER-FROM AUTO (EXCPT 0615)	1			
0623	THEFT-\$50 TO \$200-RETAIL THEFT	2			
0624	THEFT-\$50 TO \$200-FROM AUTO (EXCPT 0625)	1			
0625	THEFT-\$50-\$200-AUTO PARTS & ACCESSORIES	1			
0633	THEFT-UNDER \$50-RETAIL THEFT	3			
0637	THEFT - UNDER \$50 - FROM BUILDINGS	1			
		11			
TRAF CIT					
CITT	TRAFFIC CITATION	6			
TRAFFIC					
3900	TRAFFIC & PARKING PROBLEMS	6			
4010	TRAFFIC OFFENSES	1			
		7			
TRESPASS					
2660	TRESPASSING OF REAL PROPERTY	2			
Total Calls		167			
		5			
		162			

NORTHWEST EMS

366 HELEN STREET
MCKEES ROCKS PA 15136
412-331-2600 DISPATCH
412-331-3133 FAX



Crafton Borough Report January 2021

Total Run Numbers:

- Total Emergency and Non-Emergency 911 Responses: **58**
Average Response Time (E0-E4): **6 min. 20 sec.**
- Total Emergency 911 Response: **55**
Average Response Time (E0-E3): **6 min. 17 sec.**
- Total Highest Priority Response: **23**
Average Response Time (E0-E1): **5 min. 37 sec.**

Response Times by Category and NFPA Compliance:

- E0 Response: **5**
Average Response Time: **5 min. 04 sec.**
NFPA Compliance: **100%**
- E1 Response: **18**
Average Response Time: **5 min. 46 sec.**
NFPA Compliance: **100%**
- E0 + E1 Response: **23**
Average Response Time: **5 min. 37 sec.**
NFPA Compliance: **100%**
- E2 Response: **19**
Average Response Time: **6 min. 53 sec.**
- E3 Response: **13**
Average Response Time: **6 min. 38 sec.**
- E4 Response: **3**
Average Response Time: **7 min. 15 sec.**

Standbys:

- Scott Township EMS (Station 740) Standby Request: **0**
Calls Given to Station 740 in Crafton: **1**
- Ingram EMS (Station 760) Standby Request: **0**
Calls Given to Station 760 in Crafton: **0**
- Robinson EMS (Station 810) Standby Request: **0**
Calls Given to Station 810 in Crafton: **1**

- NorthWest EMS Requested for Mutual Aide:
Calls Taken for Station 810: **2**
Calls Taken for Station 760: **30**
Calls Taken for Station 740: **0**
Calls Taken for Station 815: **1**

Submitted by: Brandon Rowland 412-331-2600 Browland@northwestems.net

Date Enroute	Response Code	Dispatch Time	On Scene Time	Response Time	Ref. Address Line 1 and Line 2	Unit	Outcome
1/1/2021	E3	03:34:45	03:36:05	00:01:20	25 E CRAFTON AVE	1903	Heritage Valley - Kennedy
1/1/2021	E0	08:27:58	08:32:55	00:04:57	1850 CRAFTON BLVD	1903	Mercy
1/2/2021	E1	02:44:38	02:48:58	00:04:20	249 NOBLE AVE	1903	Refused
1/2/2021	E1	02:49:31	02:57:15	00:07:44	1215 FOSTER AVE	1907	Heritage Valley - Kennedy
1/2/2021	E2	18:12:56	18:22:06	00:09:10	1215 FOSTER AVE	1907	Mercy
1/3/2021	E2	03:21:42	03:26:08	00:04:26	1215 FOSTER AVE	1903	Mercy
1/3/2021	E0	07:44:55	07:48:29	00:03:34	25 E CRAFTON AVE	1903	Cancelled
1/3/2021	E2	16:23:54	16:30:10	00:06:16	173 W STEUBEN ST	199	Standby - Fire
1/5/2021	E1	13:34:22	13:40:03	00:05:41	1771 CRAFTON BLVD	1903	AGH
1/5/2021	E2	18:18:59	18:24:59	00:06:00	1215 FOSTER AVE	1901	Heritage Valley - Kennedy
1/5/2021	E1	20:56:06	21:02:42	00:06:36	274 NOBLE AVE	1903	Refused
1/6/2021	E2	12:39:34	12:44:00	00:04:26	25 E CRAFTON AVE	1903	St. Clair
1/6/2021	E2	20:37:10	20:46:39	00:09:29	28 MARION ST	1915	No Patient Found
1/8/2021	E1	17:33:56	17:38:39	00:04:43	1215 FOSTER AVE	1902	Mercy
1/8/2021	E3	21:39:02	21:45:45	00:06:43	1725 BARR AVE	1902	Mercy
1/9/2021	E2	15:57:18	16:02:31	00:05:13	32 S EMILY ST	1902	Mercy
1/11/2021	E2	16:08:59	16:19:25	00:10:26	1215 FOSTER AVE	1901	Heritage Valley - Kennedy
1/13/2021	E1	01:36:48	01:44:58	00:08:10	18 HARRISON ST	1905	AGH
1/13/2021	E1	08:40:31	08:45:48	00:05:17	1556 BARR AVE	1903	Mercy
1/14/2021	E2	06:39:30	06:42:51	00:03:21	1215 FOSTER AVE	1903	Refused
1/14/2021	E1	14:26:01	14:32:47	00:06:46	1215 FOSTER AVE	1905	AGH
1/14/2021	E1	15:54:03	15:57:55	00:03:52	35 S EMILY ST	1903	Heritage Valley - Kennedy
1/14/2021	E4	17:04:28	17:20:19	00:15:51	1215 FOSTER AVE	1907	Lift Assist, No Patient Transported
1/14/2021	E2	19:51:50	20:01:02	00:09:12	37 STATION ST	1901	Sewickley
1/15/2021	E2	06:12:02	06:14:41	00:02:39	25 E CRAFTON AVE	1903	Refused
1/15/2021	E3	17:06:35	17:14:18	00:07:43	1215 FOSTER AVE	1903	Heritage Valley - Kennedy
1/16/2021	E3	18:57:08	19:04:30	00:07:22	23 THOMAS ST	1905	Treated, Transported ALS
1/17/2021	E2	16:56:04	17:05:17	00:09:13	61 WOODLAWN AVE	1907	Refused
1/18/2021	E3	01:26:33	01:39:48	00:13:15	9 JOSEPHINE ST	1907	AGH
1/18/2021	E3	07:52:05	07:56:10	00:04:05	25 E CRAFTON AVE	1903	AGH
1/18/2021	E2	11:59:02	12:05:19	00:06:17	25 E CRAFTON AVE	1905	AGH
1/18/2021	E0	13:25:25	13:29:27	00:04:02	542 WILLARD AVE	1903	Mercy
1/18/2021	E1	13:38:14	13:45:03	00:06:49	26 MCMUNN AVE	1907	Mercy

1/18/2021	E1	16:12:09	16:15:19	00:03:10	25 E CRAFTON AVE	1903	Presby
1/18/2021	E2	22:18:05	22:18:05	00:00:00	11 N LINWOOD AVE	1903	Mercy
1/19/2021	E3	10:43:43	10:49:32	00:05:49	180 S GRANDVIEW AVE	1903	Sewickley
1/20/2021	E3	07:43:28	07:48:06	00:04:38	185 NOBLE AVE	1903	Mercy
1/20/2021	E1	13:52:51	13:57:02	00:04:11	51 WALSH RD	1903	Mercy
1/20/2021	E2	14:01:02	14:13:54	00:12:52	25 E CRAFTON AVE	1909	Heritage Valley - Kennedy
1/20/2021	E1	14:51:46	14:59:37	00:07:51	1215 FOSTER AVE	1909	Heritage Valley - Kennedy
1/20/2021	E3	15:51:17			1215 FOSTER AVE	1909	Heritage Valley - Kennedy
1/20/2021	E3	15:52:05			1215 FOSTER AVE	1905	Cancelled
1/22/2021	E0	15:02:50	15:07:18	00:04:28	1215 FOSTER AVE	1903	Mercy
1/23/2021	E0	10:07:04	10:15:21	00:08:17	10 VALLEY ST	1915	AGH
1/25/2021	E1	10:12:55	10:18:16	00:05:21	95 UNION AVE	1901	Heritage Valley - Kennedy
1/25/2021	E3	14:23:47	14:30:00	00:06:13	242 NOBLE AVE	1903	Presby
1/25/2021	E1	20:41:23	20:46:22	00:04:59	173 W STEUBEN ST	1903	Heritage Valley - Kennedy
1/27/2021	E4	06:42:22	06:45:40	00:03:18	25 E CRAFTON AVE	1903	Refused
1/27/2021	E1	07:16:01	07:20:18	00:04:17	2015 CRAFTON BLVD	1903	VA - Oakland
1/27/2021	E2	10:25:18	10:32:49	00:07:31	2204 CRAFTON BLVD	1903	Heritage Valley - Kennedy
1/27/2021	E3	17:45:53	17:52:03	00:06:10	4 DIVISION ST	1903	Refused
1/28/2021	E2	02:17:55	02:23:24	00:05:29	1215 FOSTER AVE	1903	Heritage Valley - Kennedy
1/28/2021	E2	14:12:54	14:24:07	00:11:13	70 W STEUBEN ST	1901	No Patient Found
1/28/2021	E3	23:22:00	23:31:42	00:09:42	34 E CRAFTON AVE	1907	Heritage Valley - Kennedy
1/29/2021	E2	15:17:07	15:24:46	00:07:39	245 W STEUBEN ST	1915	Refused
1/29/2021	E4	17:36:02	17:38:37	00:02:35	25 E CRAFTON AVE	1903	No Patient Found
1/30/2021	E1	12:27:10	12:34:43	00:07:33	25 E CRAFTON AVE	1907	Patient Refused Care
1/30/2021	E1	16:36:25	16:42:47	00:06:22	1215 FOSTER AVE	1903	Heritage Valley - Kennedy

5	E0	00:05:04	
18	E1	00:05:46	00:05:37
19	E2	00:06:53	00:06:11
13	E3	00:06:38	00:06:17
3	E4	00:07:15	00:06:20

Total Calls 58

E0	00:04:57	E2	00:04:26	E3	00:04:38
E0	00:03:34	E2	00:06:16	E3	
E0	00:04:02	E2	00:06:00	E3	
E0	00:04:28	E2	00:04:26	E3	00:06:13
E0	00:08:17	E2	00:09:29	E3	00:06:10
E1	00:04:20	E2	00:05:13	E4	00:15:51
E1	00:07:44	E2	00:10:26	E4	0:03:18
E1	00:05:41	E2	00:03:21	E4	0:02:35
E1	00:06:36	E2	00:09:12		
E1	00:04:43	E2	00:02:39		
E1	00:08:10	E2	00:09:13		
E1	00:05:17	E2	00:06:17		
E1	00:06:46	E2	00:00:00		
E1	00:03:52	E2	00:12:52		
E1	00:06:49	E2	00:07:31		
E1	00:03:10	E2	00:05:29		
E1	00:04:11	E2	00:07:39		
E1	00:07:51	E3	00:09:42		
E1	00:05:21	E3	00:01:20		
E1	00:04:59	E3	00:06:43		
E1	00:04:17	E3	00:07:43		
E1	00:07:33	E3	00:07:22		
E1	00:06:22	E3	00:13:15		
E2	00:11:13	E3	00:04:05		
E2	00:09:10	E3	00:05:49		

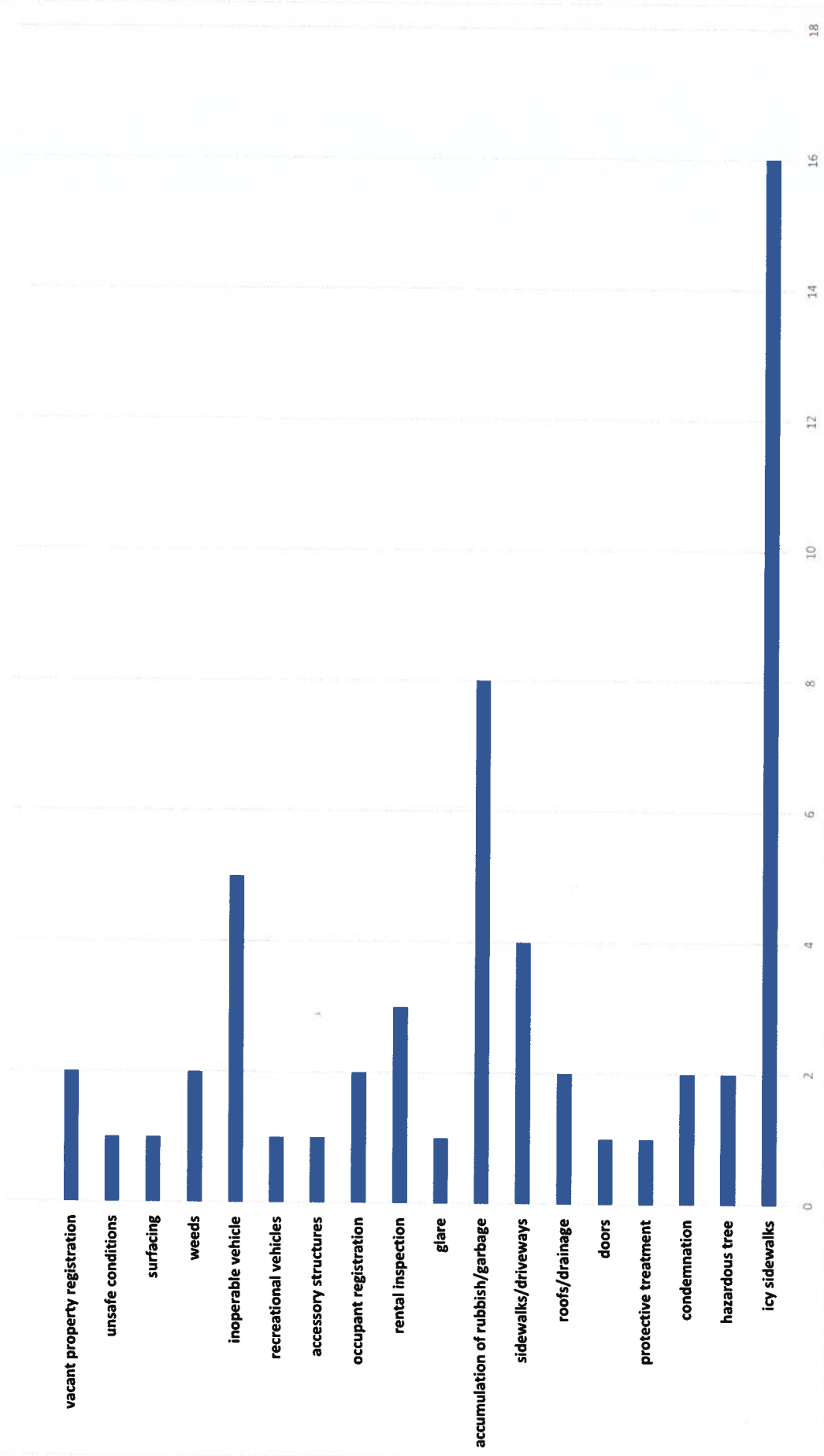
Code Enforcement Report Summary for October 2020 – February 2021

- I've spent a good deal of my time dealing with vacant properties on many levels be it with condemnations, trying to get them into new hands via sheriffs sales, or getting them registered or making certain they are secured.
- A good example of securing properties would be 64 S Grandview where I had to take an officer to check and see if a squatter was in it and then secure it.
- We have had a few vacant properties sell at Sheriffs sale and flippers are already at work. One on Fountain and one on Dinsmore.
- We need to do more as a borough to get movement on vacant properties while our market is hot and we have flippers and buyers.
- I have also spent a good deal of the last months going through our entire file of tenant registration files and cross-referencing them to their street files and Traisr to make a master list of rentals and their registration and inspection statuses. To date no one has ever attempted this in this way. This has implications for tax collection, fee collection, but most importantly to me-- the safety of all residents who rent in Crafton. **So far I'd say three-quarters of all rentals are not up-to-date for inspections and registrations.**
- Once I have the data we will need to start sending notices and hopefully use Traisr going forward to keep track of everything.
- This is where I think a second code officer would be good. One of us could do field work, and I would do some field work but mainly all the administrative stuff—specifically getting this rental issue in order.
- This last month (February) I have been out enforcing the sidewalk/snow ordinance first with placing 50+ fliers on doors that simply stated the ordinance and to clear their sidewalk. That solves about 97% of the population that needs reminding. The other 3% were followed up with citations. I issued over 10 citations just this week for icy sidewalks.

- All my hearings keep getting pushed back. I have not been in court since November I think at this point. I won't have anything now until next month and April. They might even reschedule again.
- I wrote a citation, for instance, for the RV at Big Daddys Donuts on Nov 6th and we have been rescheduled 2 times and are now scheduled for April. I began communication about it with the owner in August of 2020.

If you have any questions let me know.

Ordinance Violations Sept 2020-Feb 2021



Code Enforcement Report October 2020- February 2021

<u>ADDRESS</u>	<u>DESCRIPTION</u>	<u>STATUS</u>	<u>VIOLATION DATE</u>	<u>CODE</u>
COULTER ST	Icy/sidewalk citation.	Open	2/22/2021	CC 193-42 B icy sidewalks
CHARTIERS AVE	Citation for icy/snowy sidewalks.	Open	2/22/2021	CC 193-42 B icy sidewalks
WOODLAWN AVE	Sidewalk ice citation	Open	2/22/2021	CC 193-42 B icy sidewalks
BRADFORD AVE	Citation for icy sidewalks	Open	2/22/2021	CC 193-42 B icy sidewalks
E CRAFTON AVE	Citation for ice/snow on sidewalks.	Open	2/22/2021	CC 193-42 B icy sidewalks
FOSTER AVE	Citation for ice/snow on sidewalk.	Open	2/22/2021	CC 193-42 B icy sidewalks
BELVIDERE ST	Citation for ice/snow on sidewalk.	Open	2/22/2021	CC 193-42 B icy sidewalks
CLEARVIEW AVE	ice/snow on sidewalk	Open	2/22/2021	CC 193-42 B icy sidewalks

Code Enforcement Report October 2020- February 2021

E CRAFTON AVE	Citation for snow/ice sidewalk.	Open	2/22/2021	CC 193-42 B	icy sidewalks	
E CRAFTON AVE	ice/snow on sidewalk	Open	2/22/2021	CC 193-42 B	icy sidewalks	
PROMENADE ST	notice sent for unsafe trees 2-19-2021	Open	2/18/2021	CC 131-2 A	hazardous tree	
BARR AVE	Icy sidewalk. Citation.	Open	2/8/2021	CC 193-42 B	icy sidewalks	
STERRETT ST	citation for icy sidewalks.	Open	2/8/2021	CC 193-42 B	icy sidewalks	
NOBLE AVE	citation for snow and ice.second citation.	New	2/8/2021	CC 193-42 B	icy sidewalks	
CREIGHTON AVE	snow/ice on sidewalks. citation. additional citation.	Open	2/8/2021	CC 193-42 B	icy sidewalks	
FOUNTAIN ST	ice on sidewalk. citation.	Open	2/8/2021	CC 193-42 B	icy sidewalks	
CLEARVIEW AVE	Citation for sidewalk. Second citation 2-22-2021	Open	2/5/2021	CC 193-42 B	icy sidewalks	

Code Enforcement Report October 2020- February 2021

BELVIDERE ST	Secure by Feb 12th	Open	1/28/2021	IPMC 108.1.3	condemnation	
CLEARVIEW AVE	Peeling paint on doors and window frames and boxgutters.	Open	1/19/2021	IPMC 304.2	protective treatment	
CLEARVIEW AVE	Doorknob in disrepair/missing	Open	1/19/2021	IPMC 304.15	doors	
CLEARVIEW AVE	Eave/downspout in disrepair.	Open	1/19/2021	IPMC 304.7	roofs/drainage	
CLEARVIEW AVE	parking pad in disrepair.	Open	1/19/2021	IPMC 302.3	sidewalks/driveways	
S GRANDVIEW AVE	Box gutters shot/holes. 60 days.	Open	1/19/2021	IPMC 304.7	roofs/drainage	
NORMA ST	Accumulation of junk. 20 Days.	Open	1/19/2021	IPMC 308.1	accumulation of rubbish/garbage	
PROMENADE ST	Accumulation of junk. 20 days.	Open	1/19/2021	IPMC 308.1	accumulation of rubbish/garbage	
CRAFTON BLVD	Trash/bulk waste. 20 days.	Open	1/19/2021	IPMC 308.1	accumulation of rubbish/garbage	

Code Enforcement Report October 2020- February 2021

EMERSON AVE	Bulk waste 20 days.	Open	1/19/2021	IPMC 308.1	accumulation of rubbish/garbage
DINSMORE AVE	Accumulation of trash/rubbish/bulk waste.	Open	1/19/2021	IPMC 308.1	accumulation of rubbish/garbage
W STEUBEN ST	Water leak covering the sidewalk. 10 Days.	Closed	1/21/2021	IPMC 302.3	sidewalks/driveways
DINSMORE AVE	NOV sent about porches. in 20 days they will be condemned if no change.	Open	1/11/2021	IPMC 108.1.1/108.1.3	condemnation
BARR AVE	Building debris in rear. 15 days.	Closed	12/30/2020	IPMC 308.1	accumulation of rubbish/garbage
CRAFTON BLVD	Fridge left out for a long time. 10 days.	Closed	12/10/2020	IPMC 308.1	accumulation of rubbish/garbage
Chartiers Avenue	Floodlights causing glare. 15 days to place shields.	Closed	11/9/2020	CC 225-120 G (1) (2)	glare
CLEARVIEW AVE	Request for rental registration and inspection of all units	New	11/4/2020	CC 90-11 SEC 112/ CH 149	rental registration
					occupant registraion

Code Enforcement Report October 2020- February 2021

MCMUNN AVE	Rental inspection reminder	New	10/27/2020	CC 90-11 SEC 112	rental inspection	
HALL AVE	Fence in disrepair. 30 days. 15 days. Sent notice to the tenant and owner at address in Ohio. Last notice for fence sent 1-26-2021	Open	10/26/2020	IPMC 302.7	accessory structures	
HALL AVE	Boat in backyard. 30 days. 15 days. Sent notice to the tenant and owner new address in Ohio	Closed	10/28/2020	CC 214-92	recreational vehicles	
OREGON AVE	Dead tree. 30 days to address. 15 days. Second notice to different address.	Closed	10/26/2020	CC 131-2 A	hazardous tree	
MARION ST	Inoperable car. 30 days. 15 days final.	Open	10/26/2020	IPMC 302.8	inoperable vehicle	
TAYLOR ST	tall grass/weeds. 5 days.	Open	10/26/2020	IPMC 302.4	weeds	
STERRETT ST	Car parked in grass. 10 days. 5 days final. Sent final notice to owner and tenants.	Closed	10/20/2020	CC 225-104 M.	inoperable vehicle	

Code Enforcement Report October 2020- February 2021

MARION ST	inoperable vehicle. 10 days.	Closed	10/23/2020	IPMC 302.8	inoperable vehicle	
THOMAS ST	Car parked in yard. 5 days.	Open	10/13/2020	CC 225-104 M.	surfacing	
BARR AVE	Rental Reminder. Paperwork received 10/17/20	In Progress	10/14/2020	CC 90-11 SEC 112	rental inspection	
					occupant registration	
DINSMORE AVE	Citations. Her porch is collapsing, the rear structure is unsafe,	Open	9/29/2020	IPMC 304.1.1	unsafe conditions	
	the materials are still piled up everywhere. Nuisance Property.					
CLEARVIEW AVE	Weeds again.	Closed	10/1/2020	IPMC 302.4	weeds	
THOMAS ST	two inoperable vehicles. 30 days. one left. 15 days.	Open	10/1/2020	IPMC 302.8	inoperable vehicle	
W STEUBEN ST	Trash all over/in islands and some in lot. 5 days. 5 days more Final.	Closed	9/22/2020	IPMC 308.1	accumulation of rubbish/garbage	

Code Enforcement Report October 2020- February 2021

FOUNTAIN ST	3 inoperable vehicles. 30 days to remove. 15 days.	Open	9/22/2020	IPMC 302.8	inoperable vehicle	
FOSTER AVE	Potholes. 10 days to abate.	Open	9/16/2020	IPMC 302.3	sidewalks/driveways	
WALSH AVE	Pothole. They are working on an agreement for repair with all the parties involved.	Closed	9/16/2020	IPMC 302.3	sidewalks/driveways	
	for repair with all the parties involved.					
CLEARVIEW AVE	Vacant Property registration.	Open	9/21/2020	CC 167	vacant property registration	
UNION AVE	Vacant registration form.	Closed	9/21/2020	CC 167	vacant property registration	
	Final notice sent 11-9-2020 5 days.. Trying to find owner's kids.					

Building Inspection Report

January 2021

January Reports Received

(Attached)

Building Inspection Underwriters

Allegheny County R/E Transfer

Certificates & Permits Issued

January 2021

Rental Inspection Certificates Issued	13
Zoning Use/Occupancy Certificates Issued	9
Building/Zoning Permits Issued	3

PUBLIC WORKS / PARKS OPERATIONS REPORT

January Report

Routine Activity

- One Call – various locations
- Garbage – empty all cans weekly
- Compost Site – windrow maintenance
- Sign Repair/Replacement

Parks and Grounds

Buildings and Maintenance

- **Borough Building**
 - Paint Manager's Office
- **Magistrate**
 -
- **Library**
 -
- **Public Works**
 - Installed new heaters in main garage
 - Installed new overhead lights in main garage
 - Cleaned up and organized the loft, office, and storage areas
 - Cleaned up and scrapped materials located in yard

Vehicle and Equipment Maintenance

- Truck Repairs – 110 and 111
- Plow Repairs –

Streets and Sidewalks

- **Snow Removal**
 - Responded to 4 call outs
 - 72 man hrs
 - 45 tons of salt used
- **Pothole Repair**

Combined Sewer

- 55 Ewing Sewer Investigation
- Clear Catch Basin Inlets

Administrative

- Met with Interim Borough Manger to discuss PW issues
- Drafted Specs and Searched for new Dump Truck
- Prepared 2021 Paving List
- Payroll
- Order supplies and material