

**BOROUGH OF CRAFTON
TREASURER'S REPORT
June 30, 2019**

DEMAND DEPOSITS


Balance to General Fund	1,560,560.65	
Total Receipts	206,697.03	
Subtotal	1,767,257.68	
Total Disbursements	-745,617.01	
General Fund		1,021,640.67
Payroll Account		5,551.13
Alcosan		14,579.08
Capital Projects Reserve Fund		113,040.22
Fire Equipment Fund		43,499.27
Road Tax Fund		571,681.32
Insurance Escrow		1.00
Med Saver		1,355.58
Crafton Celebrates		9,648.06
Planning Commission		700.00
Total Demand Deposits		1,781,696.33

INVESTMENTS

Pennsylvania Local Government Trust General Fund		1,311,766.92
Pennsylvania Local Government Trust Sewer Account		1,414,401.71
Pennsylvania Local Government Trust Highway Aid		211,442.73
PNC DB Trust Police Pension		4,726,291.67
PNC DB Trust Employee Pension		1,394,026.73
Total Investments		9,057,929.76

TOTAL DEMAND DEPOSITS AND INVESTMENT ACCOUNTS

10,839,626.09



Annette M. Lherbier, Treasurer

**BOROUGH OF CRAFTON
TREASURER'S REPORT
June 30, 2019**

DEMAND DEPOSITS

Balance to General Fund	1,560,560.65	
Total Receipts	206,697.03	
Subtotal	1,767,257.68	
Total Disbursements	-745,617.01	
General Fund		1,021,640.67
Payroll Account		5,551.13
Alcosan		14,579.08
Capital Projects Reserve Fund		113,040.22
Fire Equipment Fund		43,499.27
Road Tax Fund		571,681.32
Insurance Escrow		1.00
Med Saver		1,355.58
Crafton Celebrates		9,648.06
Planning Commission		700.00
Total Demand Deposits		1,781,696.33

INVESTMENTS

Pennsylvania Local Government Trust General Fund		1,311,766.92
Pennsylvania Local Government Trust Sewer Account		1,414,401.71
Pennsylvania Local Government Trust Highway Aid		211,442.73
PNC DB Trust Police Pension		4,726,291.67
PNC DB Trust Employee Pension		1,394,026.73
Total Investments		9,057,929.76

TOTAL DEMAND DEPOSITS AND INVESTMENT ACCOUNTS

10,839,626.09



Annette M. Lherbier, Treasurer

BOROUGH OF CRAFTON
GENERAL FUND FINANCIAL REPORT
 January through July 2019

	Jan - Jul 19	Budget	\$ Over Bud...	% of Bu...
Income				
301 · Real Estate Taxes				
301.10 · Real Estate - Current	1,378,071.37	1,406,150.00	-28,078.63	98.0%
301.20 · Real Estate - Prior Year	266.49	3,000.00	-2,733.51	8.9%
301.30 · Road Tax (Interfund Trf)	43,744.17	0.00	43,744.17	100.0%
301.35 · Road Tax - P&I (Interfund Trf)	333.62	0.00	333.62	100.0%
301.50 · Real Estate - Delinq/Leined	49,086.65	50,000.00	-913.35	98.2%
Total 301 · Real Estate Taxes	1,471,502.30	1,459,150.00	12,352.30	100.8%
310 · Act 511 Taxes				
310.10 · Real Estate Transfer Tax	51,836.00	50,000.00	1,836.00	103.7%
310.21 · EIT - Current	253,517.38	570,000.00	-316,482.62	44.5%
310.22 · EIT - Prior	215,818.10	235,000.00	-19,181.90	91.8%
310.23 · EIT - Delinquent	11,899.52	40,000.00	-28,100.48	29.7%
310.31 · Mercantile - Current	59,751.71	105,000.00	-45,248.29	56.9%
310.36 · Business Priviledge - Current	56,760.85	63,000.00	-6,239.15	90.1%
310.51 · Local Service Tax - Current	26,241.03	50,000.00	-23,758.97	52.5%
Total 310 · Act 511 Taxes	675,824.59	1,113,000.00	-437,175.41	60.7%
319 · Penalty/Interest				
319.01 · P&I - Real Estate Tax	1,318.26	3,500.00	-2,181.74	37.7%
319.02 · P&I - Delinq. Real Estate Tax	19,685.10	32,000.00	-12,314.90	61.5%
319.12 · P&I - EIT	379.63	1,000.00	-620.37	38.0%
319.122 · P&I - Delinq. EIT	2,813.22	3,000.00	-186.78	93.8%
319.13 · P&I - Mercantile	374.77	500.00	-125.23	75.0%
319.15 · P&I - Local Service Tax	2.04	0.00	2.04	100.0%
319.18 · P&I - Business Priviledge	153.30	600.00	-446.70	25.6%
Total 319 · Penalty/Interest	24,726.32	40,600.00	-15,873.68	60.9%
321 · Business Licenses & Permits				
321.61 · Soliciting Permits	40.00	800.00	-760.00	5.0%
321.75 · Mechanical Devices	3,900.00	4,500.00	-600.00	86.7%
321.80 · Cable Franchise Fees	50,574.78	112,000.00	-61,425.22	45.2%
321.90 · Business Licenses	2,110.00	2,500.00	-390.00	84.4%
Total 321 · Business Licenses & Permits	56,624.78	119,800.00	-63,175.22	47.3%
322 · Non-Business Licenses & Permits				
322.80 · Street Openings	2,177.00	11,000.00	-8,823.00	19.8%
322.81 · Street Pole Permits	140.00	50.00	90.00	280.0%
322.83 · Truck Parking Permits	80.00	200.00	-120.00	40.0%
Total 322 · Non-Business Licenses & Permits	2,397.00	11,250.00	-8,853.00	21.3%
331 · Fines & Forfeits				
331.10 · Fines - Magistrate/County	18,340.81	33,000.00	-14,659.19	55.6%
331.12 · Code/Ordinance Violations	2,633.91	300.00	2,333.91	878.0%
331.14 · M/Veh Violations/State Police	2,054.30	4,000.00	-1,945.70	51.4%
331.41 · Public Nuisance Remediation-Pmt	1,800.00	0.00	1,800.00	100.0%
Total 331 · Fines & Forfeits	24,829.02	37,300.00	-12,470.98	66.6%
341-342 · Interest, Rents & Royalties				
341.01 · Income on Investments	18,615.69	7,000.00	11,615.69	265.9%
342.00 · Rental Income	15,201.83	26,052.00	-10,850.17	58.4%
Total 341-342 · Interest, Rents & Royalties	33,817.52	33,052.00	765.52	102.3%
354 · State Grant Proceeds				
354.15 · Act 101 Recycling Grant	3,742.00	5,000.00	-1,258.00	74.8%
Total 354 · State Grant Proceeds	3,742.00	5,000.00	-1,258.00	74.8%
355 · State Shared Revenues & Entitle				
355.01 · PURTA	0.00	3,200.00	-3,200.00	0.0%
355.04 · Liquor Licenses	0.00	1,000.00	-1,000.00	0.0%
355.05 · Pension State Aid	0.00	130,000.00	-130,000.00	0.0%
355.07 · Foreign Fire Fund	0.00	26,000.00	-26,000.00	0.0%
355.09 · Act 13 Impact Fee	1,109.43	1,000.00	109.43	110.9%
Total 355 · State Shared Revenues & Entitle	1,109.43	161,200.00	-160,090.57	0.7%

BOROUGH OF CRAFTON
GENERAL FUND FINANCIAL REPORT
 January through July 2019

	Jan - Jul 19	Budget	\$ Over Bud...	% of Bu...
357 · County Shared Revenue & Grants				
357.01 · 1% Sales Tax (RAD)	141,943.99	220,000.00	-78,056.01	64.5%
357.012 · Act 167 Mini Grant	2,000.00	2,000.00	0.00	100.0%
Total 357 · County Shared Revenue & Grants	143,943.99	222,000.00	-78,056.01	64.8%
358 · Intergov. Contract Services				
358.10 · Police Services-Thornburg	57,348.69	92,668.00	-35,319.31	61.9%
358.11 · Fire Protection Services	4,958.38	8,500.00	-3,541.62	58.3%
Total 358 · Intergov. Contract Services	62,307.07	101,168.00	-38,860.93	61.6%
360-363 · Departmental Earnings				
361.33 · Permits- Zoning Use	2,790.00	4,000.00	-1,210.00	69.8%
361.34 · Hearing Fees-Zoning & Planning	1,000.00	1,000.00	0.00	100.0%
362.11 · Sale of Accident Reports	1,095.00	1,600.00	-505.00	68.4%
362.141 · Crossing Guard Reimb.	28,980.50	45,000.00	-16,019.50	64.4%
362.40 · Permits- Build/Elec/Plub/Mech	33,454.50	12,000.00	21,454.50	278.8%
362.45 · Permits- Occupancy	4,420.00	8,500.00	-4,080.00	52.0%
362.48 · Rental Inspection Fee	6,385.00	5,500.00	885.00	116.1%
362.55 · Other Permits Code Enforce	720.00	700.00	20.00	102.9%
362.74 · Reimburse - P/D Overtime Detail	7,749.30	7,000.00	749.30	110.7%
362.75 · Drug Task Force OT Reimb	1,112.10	3,000.00	-1,887.90	37.1%
363.51 · PennDot Snow Removal	0.00	7,000.00	-7,000.00	0.0%
Total 360-363 · Departmental Earnings	87,706.40	95,300.00	-7,593.60	92.0%
364 · Sanitation - Garbage Collection				
364.30 · Current Garbage Collection Fee	450,836.06	473,110.00	-22,273.94	95.3%
364.32 · Jordan- Refuse Bill Fee	8,310.00	8,300.00	10.00	100.1%
364.35 · Garbage Collection - Delinq.	60,094.92	60,000.00	94.92	100.2%
364.36 · P&I - Garbage Collection	2,124.76	4,000.00	-1,875.24	53.1%
364.362 · P&I - Delinq. Garbage Coll.	15,269.17	20,000.00	-4,730.83	76.3%
Total 364 · Sanitation - Garbage Collection	536,634.91	565,410.00	-28,775.09	94.9%
367 · Recreation Fees				
367.10 · Minature Golf Pay to Play	347.00	100.00	247.00	347.0%
367.14 · Park Shelter Rental Fee	5,025.00	4,000.00	1,025.00	125.6%
367.15 · Community Room Rental Fee	4,300.00	2,200.00	2,100.00	195.5%
367.20 · Pool Passes	30,750.00	31,000.00	-250.00	99.2%
367.21 · Pool General Admission	41,968.00	48,000.00	-6,032.00	87.4%
367.22 · Swimming Lessons	4,460.00	4,500.00	-40.00	99.1%
367.23 · Pool/Mini Golf Rentals	6,385.00	5,000.00	1,385.00	127.7%
367.24 · AquaRobics/Volleyball	237.00	350.00	-113.00	67.7%
367.25 · Chair Rentals-Locks	830.00	1,000.00	-170.00	83.0%
367.30 · Sale of Wood Chips/Compost	100.00	0.00	100.00	100.0%
367.40 · Pool Concessions	19,382.75	24,000.00	-4,617.25	80.8%
367.50 · Senior Dinner-Fees	1,616.00	2,300.00	-684.00	70.3%
367.52 · Fundraising-Recreation	0.00	7,000.00	-7,000.00	0.0%
Total 367 · Recreation Fees	115,400.75	129,450.00	-14,049.25	89.1%
380 · Misc. Revenues				
380.01 · Refunds on Current Expenditures	997.90	0.00	997.90	100.0%
380.02 · Other	3,524.07	0.00	3,524.07	100.0%
380.03 · Insurance Dividends	49,550.95	45,000.00	4,550.95	110.1%
380.50 · Military Banner Recipts	1,292.00	2,000.00	-708.00	64.6%
Total 380 · Misc. Revenues	55,364.92	47,000.00	8,364.92	117.8%
388 · Fiduciary Funds				
388.01 · Police Pension Contribution	25,370.99	38,700.00	-13,329.01	65.6%
Total 388 · Fiduciary Funds	25,370.99	38,700.00	-13,329.01	65.6%
391 · Proceeds-Gen. Fixed Asset Dispo				
391.20 · Compensation of Fixed Assets	9,332.28	5,000.00	4,332.28	186.6%
Total 391 · Proceeds-Gen. Fixed Asset Dispo	9,332.28	5,000.00	4,332.28	186.6%

BOROUGH OF CRAFTON
GENERAL FUND FINANCIAL REPORT
 January through July 2019

	Jan - Jul 19	Budget	\$ Over Bud...	% of Bu...
392 · Interfund Transfers				
392.30 · Transfer from Capital Projects	6,000.00	13,469.00	-7,469.00	44.5%
392.35 · Transfer from Highway Aid	179,969.69	177,000.00	2,969.69	101.7%
392.90 · Transfer - Unreserved Fund Bal.	0.00	215,870.00	-215,870.00	0.0%
Total 392 · Interfund Transfers	185,969.69	406,339.00	-220,369.31	45.8%
Total Income	3,516,603.96	4,590,719.00	-1,074,115.04	76.6%
Gross Profit	3,516,603.96	4,590,719.00	-1,074,115.04	76.6%
Expense				
400 · Borough Council				
400.05 · Salary - Council	4,735.87	8,400.00	-3,664.13	56.4%
400.24 · Council Meeting Expenses	139.95	1,000.00	-860.05	14.0%
400.42 · Subscriptions/Memberships-Boro	1,737.75	3,000.00	-1,262.25	57.9%
400.46 · Meetings, Confrences & Training	2,028.58	6,000.00	-3,971.42	33.8%
Total 400 · Borough Council	8,642.15	18,400.00	-9,757.85	47.0%
401 · Mayor				
401.05 · Salary - Mayor	1,050.00	1,800.00	-750.00	58.3%
401.42 · Subscriptions/Memberships-Mayor	0.00	130.00	-130.00	0.0%
Total 401 · Mayor	1,050.00	1,930.00	-880.00	54.4%
402 · Auditing & Financial Admin				
402.31 · Auditing - Professional Auditor	12,419.25	12,000.00	419.25	103.5%
402.45 · Payroll Contract	4,276.76	6,500.00	-2,223.24	65.8%
Total 402 · Auditing & Financial Admin	16,696.01	18,500.00	-1,803.99	90.2%
403 · Tax Collection				
403.11 · Salary - Property Tax Collector	280.00	480.00	-200.00	58.3%
403.35 · Bonds - Property Tax Collector	544.00	450.00	94.00	120.9%
403.46 · Jordan-Liens-Revivals-SherSales	11,451.31	12,000.00	-548.69	95.4%
403.461 · Jordan Tax - TCF Fees	14,662.12	18,000.00	-3,337.88	81.5%
403.462 · Jordan Tax - R/E Tax Collec Fee	0.00	7,500.00	-7,500.00	0.0%
403.463 · Jordan Tax-Prior R/E Tax Fee	9,797.57	15,000.00	-5,202.43	65.3%
403.47 · Jordan Act 511 Fees	4,781.31	10,000.00	-5,218.69	47.8%
403.48 · Jordan-Act 32 SWTax District	8,925.94	15,000.00	-6,074.06	59.5%
403.76 · Rad Tax Payment	3,128.98	500.00	2,628.98	625.8%
Total 403 · Tax Collection	53,571.23	78,930.00	-25,358.77	67.9%
404 · Solicitor/Legal Services				
404.31 · Solicitor Expenses	34,313.24	55,000.00	-20,686.76	62.4%
404.332 · Labor Counsel	48.00	0.00	48.00	100.0%
404.40 · Legal-Litigation	48.00	1,000.00	-952.00	4.8%
Total 404 · Solicitor/Legal Services	34,409.24	56,000.00	-21,590.76	61.4%
405 · Administrative Staff				
405.10 · Salary - Manager	44,625.00	76,500.00	-31,875.00	58.3%
405.11 · Salary - Treasurer	1,750.00	3,000.00	-1,250.00	58.3%
405.12 · Salary - Full Time Staff	48,533.24	83,200.00	-34,666.76	58.3%
405.15 · Administrative Intern	284.63	3,500.00	-3,215.37	8.1%
405.154 · Health & Accident & STD	622.65	800.00	-177.35	77.8%
405.156 · Hospitalization	32,169.13	58,000.00	-25,830.87	55.5%
405.161 · Social Security	7,461.94	13,000.00	-5,538.06	57.4%
405.162 · Unemployment Compensation	999.83	1,000.00	-0.17	100.0%
405.163 · FSA	735.10	1,500.00	-764.90	49.0%
405.164 · HRA	16.50	3,000.00	-2,983.50	0.6%
405.33 · Transportation Reimbursement	76.56	250.00	-173.44	30.6%
405.35 · Bonds	338.00	1,000.00	-662.00	33.8%
405.354 · Worker's Compensation	339.99	800.00	-460.01	42.5%
405.42 · Dues, Subscriptions, Membership	841.00	900.00	-59.00	93.4%
405.46 · Meetings, Conferences, Training	200.00	2,000.00	-1,800.00	10.0%
Total 405 · Administrative Staff	138,993.57	248,450.00	-109,456.43	55.9%

BOROUGH OF CRAFTON
GENERAL FUND FINANCIAL REPORT
 January through July 2019

	Jan - Jul 19	Budget	\$ Over Bud...	% of Bu...
406 · General Administration				
406.21 · Office Supplies/Postage	2,798.02	3,700.00	-901.98	75.6%
406.26 · Minor Equipment	70.85	1,500.00	-1,429.15	4.7%
406.32 · Communications	1,808.99	4,500.00	-2,691.01	40.2%
406.34 · Advertising	4,669.18	4,000.00	669.18	116.7%
406.366 · Drug & Alcohol Testing	0.00	300.00	-300.00	0.0%
406.37 · Maint. & Repairs Equipment	211.71	3,000.00	-2,788.29	7.1%
406.38 · Equipment Rentals	5,307.84	10,000.00	-4,692.16	53.1%
406.74 · Major Equipment	124.99	2,500.00	-2,375.01	5.0%
Total 406 · General Administration	14,991.58	29,500.00	-14,508.42	50.8%
407-408 · Other Professional Services				
407.25 · Computer HW/SW Maint	0.00	400.00	-400.00	0.0%
407.32 · IT Expenses	3,393.88	5,000.00	-1,606.12	67.9%
408.31 · Engineering - General Services	21,808.85	45,000.00	-23,191.15	48.5%
408.315 · Engineering - Retainer	600.00	1,200.00	-600.00	50.0%
Total 407-408 · Other Professional Services	25,802.73	51,600.00	-25,797.27	50.0%
409 · Municipal Properties				
409.21 · Maintenance Supplies	924.08	1,650.00	-725.92	56.0%
409.36 · Utilities	12,786.52	22,500.00	-9,713.48	56.8%
409.361 · Utilities - District Magistrate	3,385.05	6,500.00	-3,114.95	52.1%
409.37 · Repairs/Maintenance	11,466.18	15,000.00	-3,533.82	76.4%
409.371 · Repairs/Maint- Dist. Magistrate	96.29	1,000.00	-903.71	9.6%
409.45 · Contracts - Custodian/Mats	5,998.86	10,000.00	-4,001.14	60.0%
409.50 · Municipal Prop. Misc.	1,169.00	1,500.00	-331.00	77.9%
409.71 · Cap Improvements - Dist. Magist	0.00	1,000.00	-1,000.00	0.0%
409.76 · Deposit/Refunds-Community Room	1,300.00	100.00	1,200.00	1,300.0%
Total 409 · Municipal Properties	37,125.98	59,250.00	-22,124.02	62.7%
410 · Police Services				
410.12 · Salaries - Police Officers	387,433.13	707,480.00	-320,046.87	54.8%
410.121 · Salary - Chief	56,768.60	97,317.00	-40,548.40	58.3%
410.13 · Longevity - Police	2,000.00	4,750.00	-2,750.00	42.1%
410.14 · Salary - Police Secretary	18,653.76	35,500.00	-16,846.24	52.5%
410.154 · Health & Accident & STD	2,305.55	4,500.00	-2,194.45	51.2%
410.156 · Hospitalization	69,107.62	131,500.00	-62,392.38	52.6%
410.161 · Social Security	44,426.45	78,700.00	-34,273.55	56.5%
410.162 · Unemployment Compensation	5,038.67	6,830.00	-1,791.33	73.8%
410.163 · FSA	1,773.71	4,500.00	-2,726.29	39.4%
410.164 · HRA	2,575.59	6,000.00	-3,424.41	42.9%
410.18 · Wages - Crossing Guards	48,468.60	86,500.00	-38,031.40	56.0%
410.181 · Wages - Jail Guards	395.00	1,000.00	-605.00	39.5%
410.19 · O.T. Police (see 380.12 Reimb.)	15,235.41	18,000.00	-2,764.59	84.6%
410.191 · Court /School - Reimb Expenses	1,476.00	2,000.00	-524.00	73.8%
410.192 · Court Overtime	40,628.88	50,000.00	-9,371.12	81.3%
410.193 · DANET O.T. (See 380.05 offset)	1,462.18	5,000.00	-3,537.82	29.2%
410.21 · Office Supplies/Postage	1,636.84	3,000.00	-1,363.16	54.6%
410.22 · Ammunition	0.00	1,500.00	-1,500.00	0.0%
410.23 · Uniform Allowance	13,576.43	17,700.00	-4,123.57	76.7%
410.232 · Uniform Allowance - Crossing Gu	35.00	1,000.00	-965.00	3.5%
410.24 · Fuel Expense	7,518.05	11,000.00	-3,481.95	68.3%
410.25 · Maintenance Equip.-Supplies	683.80	3,000.00	-2,316.20	22.8%
410.26 · Minor Equipment	997.25	12,000.00	-11,002.75	8.3%
410.32 · Communications	5,861.06	11,000.00	-5,138.94	53.3%
410.321 · IT Expense	4,155.50	5,000.00	-844.50	83.1%
410.354 · Worker's Compensation	23,672.53	42,000.00	-18,327.47	56.4%
410.355 · Worker's Comp.-School Guards	3,636.43	6,500.00	-2,863.57	55.9%
410.37 · Vehicle Maintenance	5,928.17	6,500.00	-571.83	91.2%
410.42 · Dues Police Chief	890.00	1,000.00	-110.00	89.0%
410.421 · Dues - Police Officers	0.00	1,000.00	-1,000.00	0.0%
410.45 · Animal Control	2,170.00	4,000.00	-1,830.00	54.3%
410.53 · Civil Service Commission	785.06	300.00	485.06	261.7%
410.74 · Capital Outlay	0.00	70,000.00	-70,000.00	0.0%
410.75 · Training - Police Officers	3,753.78	7,000.00	-3,246.22	53.6%
410.751 · Training - Police Chief	75.00	1,500.00	-1,425.00	5.0%

BOROUGH OF CRAFTON
GENERAL FUND FINANCIAL REPORT
 January through July 2019

	Jan - Jul 19	Budget	\$ Over Bud...	% of Bu...
410.76 · Computer Expense	2,564.00	10,000.00	-7,436.00	25.6%
410.77 · Video Recording Devices	322.61	8,000.00	-7,677.39	4.0%
Total 410 · Police Services	776,010.66	1,462,577.00	-686,566.34	53.1%
411 · Fire Protection				
411.02 · Foreign Fire Relief	0.00	26,000.00	-26,000.00	0.0%
411.10 · Physicals-Annual CVFD	0.00	3,000.00	-3,000.00	0.0%
411.22 · Operating Supplies	1,282.48	2,500.00	-1,217.52	51.3%
411.23 · Minor Equip. Repair	331.88	5,500.00	-5,168.12	6.0%
411.231 · Minor Equip. Purchase	4,756.38	4,000.00	756.38	118.9%
411.24 · Fuel, Oil	3,469.65	4,500.00	-1,030.35	77.1%
411.32 · Communications	4,594.63	5,000.00	-405.37	91.9%
411.354 · Worker's Compensation	9,822.00	18,000.00	-8,178.00	54.6%
411.37 · Vehicle Maintenance	6,533.82	7,000.00	-466.18	93.3%
411.38 · Hydrant Rental	13,075.89	23,800.00	-10,724.11	54.9%
411.45 · Equip. Inspection & Testing	3,005.50	10,000.00	-6,994.50	30.1%
411.53 · Annual Contribution	23,333.31	40,000.00	-16,666.69	58.3%
411.70 · Major Equipment	6,057.31	18,500.00	-12,442.69	32.7%
411.90 · Trf to Fire Equip Fund	37,400.00	37,400.00	0.00	100.0%
411.901 · Trf to Minor Equip. SCBA Fund	0.00	22,000.00	-22,000.00	0.0%
Total 411 · Fire Protection	113,662.85	227,200.00	-113,537.15	50.0%
413-414 · Code Enforcement & Zoning				
413.13 · Salary - Ordinance Officer	1,157.73	0.00	1,157.73	100.0%
413.14 · Zoning Inspections	7,434.00	9,500.00	-2,066.00	78.3%
413.15 · Wages - Part Time Staff	13,868.74	43,000.00	-29,131.26	32.3%
413.161 · Social Security	1,149.55	2,000.00	-850.45	57.5%
413.162 · Unemployment Compensation	434.18	400.00	34.18	108.5%
413.21 · Office Supplies	383.44	500.00	-116.56	76.7%
413.24 · Fuel	144.04	700.00	-555.96	20.6%
413.28 · Uniforms	86.00	250.00	-164.00	34.4%
413.32 · Communic/Internet - Ord. Offcr	635.59	1,500.00	-864.41	42.4%
413.354 · Worker's Compensation	7.70	200.00	-192.30	3.9%
413.37 · Vehicle Repairs	338.75	1,500.00	-1,161.25	22.6%
413.41 · Public Nuisance Remediation-Exp	2,400.00	0.00	2,400.00	100.0%
413.45 · Demolition-Blight Props	910.73	55,000.00	-54,089.27	1.7%
413.46 · Training & Education	192.50	1,500.00	-1,307.50	12.8%
413.47 · Bldg Permit DCED	90.00	300.00	-210.00	30.0%
414.12 · Bldg Permit-Inspection Fees	15,361.20	12,000.00	3,361.20	128.0%
414.14 · ZHB - Court Reporter/Sec'y	302.50	350.00	-47.50	86.4%
414.21 · ZHB Office-Adv-Postage	186.00	150.00	36.00	124.0%
414.31 · ZHB Legal Services	660.00	1,000.00	-340.00	66.0%
414.46 · Recodify Boro Ordinances	1,195.00	4,000.00	-2,805.00	29.9%
Total 413-414 · Code Enforcement & Zoning	46,937.65	133,850.00	-86,912.35	35.1%
427 · Sanitation Contract				
427.10 · Garbage Contract	274,391.95	470,386.00	-195,994.05	58.3%
427.12 · Recycling Contract	43,932.00	75,312.00	-31,380.00	58.3%
Total 427 · Sanitation Contract	318,323.95	545,698.00	-227,374.05	58.3%
430 · Public Works Department				
430.10 · Salary - P/W Supervisor	44,333.24	76,000.00	-31,666.76	58.3%
430.14 · Salaries - Full Time Employees	183,295.90	320,330.00	-137,034.10	57.2%
430.15 · Wages - Reg. Overtime Pay	4,505.91	3,000.00	1,505.91	150.2%
430.154 · Health & Accident & STD	1,472.65	2,500.00	-1,027.35	58.9%
430.156 · Hospitalization	58,924.62	100,000.00	-41,075.38	58.9%
430.16 · Wages - P/W Part Time	3,015.00	1,000.00	2,015.00	301.5%
430.161 · Social Security	19,429.04	29,000.00	-9,570.96	67.0%
430.162 · Unemployment Compensation	2,256.31	2,800.00	-543.69	80.6%
430.163 · FSA	684.98	3,000.00	-2,315.02	22.8%
430.164 · HRA	2,605.00	5,500.00	-2,895.00	47.4%
430.18 · Wages - P/W Seasonal Employment	14,004.00	25,000.00	-10,996.00	56.0%
430.21 · Public Works - Misc. Supplies	1,687.53	2,500.00	-812.47	67.5%
430.23 · Uniforms	5,372.74	6,000.00	-627.26	89.5%
430.24 · Fuel	7,711.17	11,000.00	-3,288.83	70.1%
430.25 · Repairs - Maintenance	7,474.90	11,000.00	-3,525.10	68.0%

BOROUGH OF CRAFTON
GENERAL FUND FINANCIAL REPORT
 January through July 2019

	<u>Jan - Jul 19</u>	<u>Budget</u>	<u>\$ Over Bud...</u>	<u>% of Bu...</u>
430.26 · Small Tools	1,144.21	3,500.00	-2,355.79	32.7%
430.32 · Communications	1,999.43	3,500.00	-1,500.57	57.1%
430.354 · Worker's Compensation	15,909.39	27,000.00	-11,090.61	58.9%
430.356 · Drug/Alcohol Testing	0.00	500.00	-500.00	0.0%
430.36 · Utilities	4,865.20	8,000.00	-3,134.80	60.8%
430.37 · Vehicle Repairs	8,419.16	10,000.00	-1,580.84	84.2%
430.42 · Licenses, Permits and Training	139.00	1,000.00	-861.00	13.9%
430.74 · Capital Outlay - minor equip	319.96	5,000.00	-4,680.04	6.4%
430.742 · Pub.Works - Cap. Outlay Equip	11,000.00	5,000.00	6,000.00	220.0%
432.14 · Wages - Snow Removal Overtime	7,308.72	10,000.00	-2,691.28	73.1%
432.22 · Anti-Skid Materials	28,382.50	50,000.00	-21,617.50	56.8%
433.22 · Signs & Posts	1,769.02	5,000.00	-3,230.98	35.4%
433.45 · Traffic Signals Maintenance	516.00	3,000.00	-2,484.00	17.2%
433.451 · Traffic Signals - Elect. Supply	3,555.93	6,500.00	-2,944.07	54.7%
434.45 · Street Lighting - Elect. Supply	44,144.90	85,000.00	-40,855.10	51.9%
435.22 · Material - Curbing Supplies	0.00	500.00	-500.00	0.0%
435.245 · Material - Stairs and Sidewalks	1,925.35	5,000.00	-3,074.65	38.5%
438.22 · Material- Roads Supplies	3,402.08	22,000.00	-18,597.92	15.5%
438.38 · Rental Equipment	4,802.88	4,000.00	802.88	120.1%
Total 430 · Public Works Department	496,376.72	853,130.00	-356,753.28	58.2%
452-453 · Recreation				
452.14 · Wages - Pool Personnel	41,237.80	75,000.00	-33,762.20	55.0%
452.15 · Wages - Pool Concess.	5,975.60	12,000.00	-6,024.40	49.8%
452.161 · Social Security	3,611.48	7,000.00	-3,388.52	51.6%
452.162 · Unemployment Compensation	611.47	2,300.00	-1,688.53	26.6%
452.20 · Pool Lic., Pmts,Trng, Clrnc	1,413.00	1,300.00	113.00	108.7%
452.21 · Maintenance Supplies	811.00	2,500.00	-1,689.00	32.4%
452.22 · Pool Filter- Repairs & Supplies	8,762.80	12,000.00	-3,237.20	73.0%
452.23 · Operating Supplies	3,473.09	4,000.00	-526.91	86.8%
452.25 · Pool- Repairs & Maintenance	1,635.04	3,000.00	-1,364.96	54.5%
452.26 · Pool Minor Equipment	1,074.93	3,500.00	-2,425.07	30.7%
452.27 · Computer H/W & Internet	2,592.87	1,000.00	1,592.87	259.3%
452.32 · Communications	276.47	500.00	-223.53	55.3%
452.354 · Worker's Compensation	3,181.92	5,000.00	-1,818.08	63.6%
452.36 · Utilities	5,497.82	12,800.00	-7,302.18	43.0%
452.37 · Pool Building - Rep/Maint	1,965.62	3,000.00	-1,034.38	65.5%
452.371 · Concession - Rep/Maint/Eq	1,638.02	3,000.00	-1,361.98	54.6%
452.72 · Capital Improvements	3,539.96	30,000.00	-26,460.04	11.8%
453.21 · Supplies - Concession Stand	7,081.36	15,000.00	-7,918.64	47.2%
453.23 · Sr. Dinner (offset 367.50)	4,003.24	8,000.00	-3,996.76	50.0%
453.37 · Maint/Repairs - Mini Golf	202.43	300.00	-97.57	67.5%
453.49 · Rec. Activities - Expenses	359.06	1,000.00	-640.94	35.9%
Total 452-453 · Recreation	98,944.98	202,200.00	-103,255.02	48.9%
454 · Parks				
454.25 · Maintenance Supplies	0.00	1,500.00	-1,500.00	0.0%
454.26 · Minor Equipment	1,699.99	1,000.00	699.99	170.0%
454.36 · Utilities	3,720.25	4,000.00	-279.75	93.0%
454.37 · Maintenance - Repairs Services	8,732.82	7,000.00	1,732.82	124.8%
454.75 · Park Equip.- Cap.Improvements	0.00	3,000.00	-3,000.00	0.0%
454.76 · Deposit/Refunds - Park Shelters	550.00	0.00	550.00	100.0%
Total 454 · Parks	14,703.06	16,500.00	-1,796.94	89.1%
455 · Shade Trees				
455.22 · Shade Tree Operating Supplies	24.66	500.00	-475.34	4.9%
455.37 · Shade Tree Health Maintenance	9,338.41	14,000.00	-4,661.59	66.7%
455.44 · Shade Tree - Arborist	0.00	1,500.00	-1,500.00	0.0%
455.45 · Tree Plantings	1,036.49	3,000.00	-1,963.51	34.5%
455.46 · Boro Gardens	346.03	700.00	-353.97	49.4%
Total 455 · Shade Trees	10,745.59	19,700.00	-8,954.41	54.5%
456 · Libraries				
456.54 · Annual Contributions	40,833.38	70,000.00	-29,166.62	58.3%
Total 456 · Libraries	40,833.38	70,000.00	-29,166.62	58.3%

BOROUGH OF CRAFTON
GENERAL FUND FINANCIAL REPORT
 January through July 2019

	<u>Jan - Jul 19</u>	<u>Budget</u>	<u>\$ Over Bud...</u>	<u>% of Bu...</u>
457-459 · Community Activities				
457.295 · Seasonal Decorations	0.00	650.00	-650.00	0.0%
457.50 · Military Banner Expenses	1,168.27	2,000.00	-831.73	58.4%
458.22 · Community Center Supplies	31.84	250.00	-218.16	12.7%
459.56 · Borough Tributes	211.25	500.00	-288.75	42.3%
459.57 · Misc. Contributions	0.00	200.00	-200.00	0.0%
Total 457-459 · Community Activities	<u>1,411.36</u>	<u>3,600.00</u>	<u>-2,188.64</u>	<u>39.2%</u>
462-463 · Community & Economic Develop				
462.22 · Newsletter-Printing/Postage	6,334.24	3,000.00	3,334.24	211.1%
462.34 · Advertising & Promotions	847.00	1,000.00	-153.00	84.7%
462.42 · Subscription Services	7,817.80	1,820.00	5,997.80	429.5%
462.72 · Design & Mobility Improvements	0.00	18,000.00	-18,000.00	0.0%
Total 462-463 · Community & Economic Develop	<u>14,999.04</u>	<u>23,820.00</u>	<u>-8,820.96</u>	<u>63.0%</u>
471 · Debt Services - Principal				
471.21 · PNC-Duncan/General Oblig. Lease	136,058.44	136,062.00	-3.56	100.0%
471.35 · PNC - Heavy Equipment Lease	7,200.70	12,440.00	-5,239.30	57.9%
471.351 · PNC - Dump Truck Lease	12,464.59	21,475.00	-9,010.41	58.0%
Total 471 · Debt Services - Principal	<u>155,723.73</u>	<u>169,977.00</u>	<u>-14,253.27</u>	<u>91.6%</u>
472 · Debt Services - Interest				
472.21 · PNC-Duncan/General Oblig. Lease	950.44	1,047.00	-96.56	90.8%
472.35 · PNC - Heavy Equipment Lease	1,104.45	1,798.00	-693.55	61.4%
472.351 · PNC- Dump Truck Lease	2,397.32	4,002.00	-1,604.68	59.9%
Total 472 · Debt Services - Interest	<u>4,452.21</u>	<u>6,847.00</u>	<u>-2,394.79</u>	<u>65.0%</u>
483 · Agency And Trust				
483.01 · Police Pension Contrib.	25,370.99	38,700.00	-13,329.01	65.6%
483.10 · Police Pension Fund MMO	0.00	63,490.00	-63,490.00	0.0%
483.30 · Employee Pension Fund MMO	0.00	93,070.00	-93,070.00	0.0%
Total 483 · Agency And Trust	<u>25,370.99</u>	<u>195,260.00</u>	<u>-169,889.01</u>	<u>13.0%</u>
486 · Insurance				
486.01 · Compreh. Liability/Property Ins	82,562.00	80,000.00	2,562.00	103.2%
486.03 · Drug Screening	1,726.30	2,000.00	-273.70	86.3%
486.81 · Property Loss Claims-Borough	4,836.28	9,000.00	-4,163.72	53.7%
Total 486 · Insurance	<u>89,124.58</u>	<u>91,000.00</u>	<u>-1,875.42</u>	<u>97.9%</u>
491 · Refunds of Prior Year Expenses				
491.02 · RE Tax Refund - Prior	1,230.04	2,000.00	-769.96	61.5%
491.03 · Refunds - LST	249.80	500.00	-250.20	50.0%
491.06 · Refunds - Trash Collection	0.00	300.00	-300.00	0.0%
491.50 · Service Tax Credit - R/E Refund	1,075.66			
491.51 · Service Tax Credit - EIT Refund	1,284.22			
Total 491 · Refunds of Prior Year Expenses	<u>3,839.72</u>	<u>2,800.00</u>	<u>1,039.72</u>	<u>137.1%</u>
492 · Interfund Operating Transfers				
492.04 · Transfer to Celebrates Fund	0.00	4,000.00	-4,000.00	0.0%
Total 492 · Interfund Operating Transfers	<u>0.00</u>	<u>4,000.00</u>	<u>-4,000.00</u>	<u>0.0%</u>
Total Expense	<u>2,542,742.96</u>	<u>4,590,719.00</u>	<u>-2,047,976.04</u>	<u>55.4%</u>
Net Income	<u>973,861.00</u>	<u>0.00</u>	<u>973,861.00</u>	<u>100.0%</u>

**Crafton Celebrates
Financial Report
January through July 2019**

	Jan - Ju...	Budget	\$ Over B...	% of ...
Income				
367.00 - Celebrates Income	33,329.71	56,000.00	-22,670.29	59.5%
391.01 Trf from General Fund	0.00	4,000.00	-4,000.00	0.0%
Total Income	33,329.71	60,000.00	-26,670.29	55.5%
Expense				
457.01 Celebrates Expense				
457.21 Misc. Expenses	209.92			
457.22 Marketing & Mailers	1,651.47			
457.31 Celebrates Fireworks	0.00	8,000.00	-8,000.00	0.0%
457.35 Security	715.00			
457.38 Attractions & Rentals	19,840.61			
457.39 Entertainment-Stage	3,325.00			
457.41 Booth Expenses	3,090.39			
457.91 Refund - Vendors	85.00			
457.01 Celebrates Expense - Other	0.00	52,000.00	-52,000.00	0.0%
Total 457.01 Celebrates Expense	28,917.39	60,000.00	-31,082.61	48.2%
Total Expense	28,917.39	60,000.00	-31,082.61	48.2%
Net Income	4,412.32	0.00	4,412.32	100.0%


**Road Tax Fund
FINANCIAL REPORT
January through July 2019**

	Jan - Jul 19	Budget	\$ Over Budget	% of ...
Income				
301.10 Road Tax - Current	438,976.65	476,160.00	-37,183.35	92.2%
301.20 Road Tax - Prior	15,217.66	17,000.00	-1,782.34	89.5%
319.01 Road Tax Pen/Int	2,208.43	5,000.00	-2,791.57	44.2%
354.03 Green Light-Go Disburse	0.00	704,051.00	-704,051.00	0.0%
363.25 Utility Reimburse-Paving	0.00	0.00	0.00	0.0%
380.01 Refund Prior Expenses	0.00	0.00	0.00	0.0%
392.31 TRF- Road Fund Reserve	0.00	114,500.00	-114,500.00	0.0%
Total Income	456,402.74	1,316,711.00	-860,308.26	34.7%
Gross Profit	456,402.74	1,316,711.00	-860,308.26	34.7%
Expense				
408.31 Engineering - Roads	18,868.10	60,000.00	-41,131.90	31.4%
408.315 Engineering - GLG	25,871.52	100,000.00	-74,128.48	25.9%
421.00 Bank Fees	0.00	0.00	0.00	0.0%
433.603 GLG - Grant Expenditure	0.00	704,051.00	-704,051.00	0.0%
433.605 GLG Construction Match	0.00	76,013.00	-76,013.00	0.0%
437.25 Equipment Repairs	0.00	8,000.00	-8,000.00	0.0%
438.45 Road - Contract Services	0.00	0.00	0.00	0.0%
438.74 Cap. Outlay - Equipment	0.00	0.00	0.00	0.0%
439.45 Road Paving Program	2,280.00	252,147.00	-249,867.00	0.9%
439.455 Road Program-Prior Year	9,123.78	114,500.00	-105,376.22	8.0%
491.10 Tax Refunds - Current	498.68	1,000.00	-501.32	49.9%
491.20 Tax Refund - Prior	365.77	1,000.00	-634.23	36.6%
Total Expense	57,007.85	1,316,711.00	-1,259,703.15	4.3%
Net Income	399,394.89	0.00	399,394.89	100.0%

Sewer Fund FINANCIAL REPORT

January through July 2019

	Jan - Jul 19	Budget	\$ Over Bud...	% of Bu...
Income				
319 · Interest/Penalty-Jordan	9,767.44	25,000.00	-15,232.56	39.1%
341 · Interest on Investment-PLGIT	18,947.54	9,000.00	9,947.54	210.5%
357.04 · GROW Grant Disbursement	0.00	94,053.00	-94,053.00	0.0%
364 · Current Sewer User Fees	1,140,185.03	2,020,000.00	-879,814.97	56.4%
364.01 · Delinquent Sewer User Fees	31,340.56	22,000.00	9,340.56	142.5%
380 · Other - Alcosan Billing Reimb.	7,201.04	6,800.00	401.04	105.9%
381 · Reimb. Current Exp	0.00	0.00	0.00	0.0%
382 · Misc Income	0.00	0.00	0.00	0.0%
383.10 · Sewer Tap In Fees	0.00	0.00	0.00	0.0%
392.08 · Trf from Sewer Fund Reserve	0.00	220,090.00	-220,090.00	0.0%
Total Income	1,207,441.61	2,396,943.00	-1,189,501.39	50.4%
Expense				
408.312 · Engineering - General Proje...	164,392.04	70,000.00	94,392.04	234.8%
408.314 · Engineering - GROW Projects	11,609.13	24,000.00	-12,390.87	48.4%
408.316 · Engineering - Consent Order	41,193.25	141,000.00	-99,806.75	29.2%
421 · Office Supplies-Postage	0.00	1,000.00	-1,000.00	0.0%
425 · Maint/Rep.Materials	198.14	4,000.00	-3,801.86	5.0%
430 · Billing Fee - PAWC/Jordan	18,286.17	25,000.00	-6,713.83	73.1%
432 · Prof. Services - Legal	0.00	0.00	0.00	0.0%
436 · Alcosan - Qtrly Usage Chgs	508,612.33	1,032,000.00	-523,387.67	49.3%
437 · Equipment Repairs	1,895.60	10,000.00	-8,104.40	19.0%
438 · Fuel - Sweeper- Trk#108	3,326.31	5,000.00	-1,673.69	66.5%
442 · Dues - Permits	7,913.66	8,000.00	-86.34	98.9%
445 · Vactor charge	4,800.00	10,000.00	-5,200.00	48.0%
446 · Munic. Claim Commission	261.58	4,500.00	-4,238.42	5.8%
470.1 · Principal - Pennvest I	31,229.99	53,735.00	-22,505.01	58.1%
470.2 · Principal - Pennvest II	22,748.23	39,123.00	-16,374.77	58.1%
471.1 · Interest - Pennvest I	7,466.64	12,602.00	-5,135.36	59.2%
471.2 · Interest - Pennvest II	5,573.63	9,430.00	-3,856.37	59.1%
471.35 · Principal - PNC - ELGIN Swee...	20,453.24			
472.35 · Interest - PNC - ELGIN Swee...	4,175.56			
473.702 · General Project Construction	68,825.75	350,000.00	-281,174.25	19.7%
473.704 · GROW Project Construction	0.00	94,053.00	-94,053.00	0.0%
473.706 · Consent Order - Contract W...	125,764.46	445,000.00	-319,235.54	28.3%
475 · Cap Equipment Purchases	250.00	55,000.00	-54,750.00	0.5%
491 · Refunds	0.00	3,500.00	-3,500.00	0.0%
492 · Capital Project - Reserve Fund	0.00	0.00	0.00	0.0%
499 · other	152.49			
Total Expense	1,049,128.20	2,396,943.00	-1,347,814.80	43.8%
Net Income	158,313.41	0.00	158,313.41	100.0%



Jordan Tax Service, Inc.

102 Rahway Road • McMurray, PA 15317-3349

(412) 835-5243 • Fax (412) 835-5244

(724) 731-2300 • Fax (724) 731-2398

www.jordantax.com

Tax & Record
Services

Municipal

Business

Individual

August 15, 2019

Borough of Crafton
Rachel J. Susko, Manager
Municipal Building
100 Stotz Avenue
Pittsburgh, PA 15205

RE: Delinquent Earned Income & Net Profits Tax
Collection Summary Report
July, 2019

Detailed below are the Delinquent Earned Income Tax Collections remitted to the Borough for the Month of July, 2019:

PERIOD	TAX	PEN & INT	MUNICIPAL SHARE (50.00%)	
			MONTH	YEAR TO DATE
2011 and Prior	\$ 906.29	\$ 0.19	\$ 906.48	\$ 13,457.96
Add: Commissions	90.65	-	90.65	1,315.19
Refunds Issued	-	-	-	-
Net Collections	<u>\$ 996.94</u>	<u>\$ 0.19</u>	<u>\$ 997.13</u>	<u>\$ 14,773.15</u>

Amounts Transferred:

Date	Reference	Amount
07/31/19	Ck #2157	\$ 997.13

Total Transfers \$ 997.13

We have enclosed our invoice for services.

Very truly yours,
JORDAN TAX SERVICE, INC.

WILLIAM R. LINNERT, JR.


WRLjr/hlk

BOROUGH OF CRAFTON
Earned Income Tax Collections
January through July 2019

	<u>Jan - Jul ...</u>	<u>Budget</u>	<u>\$ Over Bu...</u>	<u>% of ...</u>
Income				
310 · Act 511 Taxes				
310.21 · EIT - Current	253,517.38	570,000.00	-316,482.62	44.5%
310.22 · EIT - Prior	215,818.10	235,000.00	-19,181.90	91.8%
Total 310 · Act 511 Taxes	469,335.48	805,000.00	-335,664.52	58.3%
319 · Penalty/Interest				
319.12 · P&I - EIT	379.63	1,000.00	-620.37	38.0%
Total 319 · Penalty/Interest	379.63	1,000.00	-620.37	38.0%
Total Income	469,715.11	806,000.00	-336,284.89	58.3%
Gross Profit	469,715.11	806,000.00	-336,284.89	58.3%
Expense				
403 · Tax Collection				
403.48 · Jordan-Act 32 SWTax District	8,925.94	15,000.00	-6,074.06	59.5%
Total 403 · Tax Collection	8,925.94	15,000.00	-6,074.06	59.5%
Total Expense	8,925.94	15,000.00	-6,074.06	59.5%
Net Income	<u>460,789.17</u>	<u>791,000.00</u>	<u>-330,210.83</u>	<u>58.3%</u>

CURRENT YEAR TO DATE DISTRIBUTIONS

	Resident Tax Amount	Non-Resident Tax Amount	Pen/Int Amount	Costs & Credits	Total Collections	Dist Year	Resident Tax Amount	Non-Resident Tax Amount	Pen/Int Amount	TCD Commission	Charges & Credits	Total Distribution
2012 Collections	(139.98)	0.00	27.50	0.00	(112.48)	2019	(139.98)	0.00	27.50	2.05	0.00	(\$110.43)
2013 Collections	(219.38)	0.00	44.50	0.00	(174.88)	2019	(219.38)	0.00	44.50	3.14	0.00	(\$171.74)
2014 Collections	1,475.81	0.00	89.00	0.00	1,564.81	2019	1,475.81	0.00	89.00	(28.16)	0.00	\$1,536.65
2015 Collections	1,401.93	0.00	76.00	0.00	1,477.93	2019	1,401.93	0.00	76.00	(26.62)	0.00	\$1,451.31
2015 Refunds	(6.50)	0.00	0.00	0.00	(6.50)	2019	(6.50)	0.00	0.00	0.00	0.00	(\$6.50)
2016 Collections	1,778.22	0.00	52.00	0.00	1,830.22	2019	1,778.22	0.00	52.00	(32.97)	0.00	\$1,797.25
2016 Refunds	(740.00)	0.00	0.00	0.00	(740.00)	2019	(740.00)	0.00	0.00	0.00	0.00	(\$740.00)
2017 Collections	2,982.66	0.00	63.50	0.00	3,046.16	2019	2,982.66	0.00	63.50	(54.93)	0.00	\$2,991.23
2017 Refunds	(366.50)	0.00	0.00	0.00	(366.50)	2019	(366.50)	0.00	0.00	0.00	0.00	(\$366.50)
2018 Collections	233,084.18	1,561.66	10.25	0.00	234,656.09	2019	233,084.18	1,561.66	10.25	(4,224.70)	0.00	\$230,431.39
2018 Refunds	(24,995.00)	0.00	0.00	0.00	(24,995.00)	2019	(24,995.00)	0.00	0.00	0.00	0.00	(\$24,995.00)
2019 Collections	252,055.74	1,461.64	17.88	0.00	253,535.26	2019	252,055.74	1,461.64	17.88	(4,563.75)	0.00	\$248,971.51
Current Year To Date	466,311.18	3,023.30	380.63	0.00	469,715.11	2019	466,311.18	3,023.30	380.63	(8,925.94)	0.00	\$460,789.17



Jordan Tax Service, Inc.

102 Rahway Road • McMurray, PA 15317-3349

(412) 835-5243 • Fax (412) 835-5244

(724) 731-2300 • Fax (724) 731-2398

www.jordantax.com

Tax & Record
Services

Municipal

Business

Individual

August 15, 2019

Borough of Crafton
Rachel J. Susko, Manager
Municipal Building
100 Stotz Avenue
Pittsburgh, PA 15205

RE: Mercantile Tax
Collection Summary Report
June thru July, 2019

Detailed below are the Mercantile Tax Collections remitted to the Borough for the Collection Period of June 1, 2019 through July 31, 2019:

PERIOD	TAX	PEN & INT	TOTAL COLLECTIONS	YEAR TO DATE
2017 and Prior	\$ -	\$ -	\$ -	\$ -
2018	-	-	-	27,846.55
2019	7,729.62	-	7,729.62	32,279.93
	<u>\$ 7,729.62</u>	<u>\$ -</u>		
Total Collections			<u>\$ 7,729.62</u>	<u>\$ 60,126.48</u>

Amounts Deposited:


Date	Batch #	Amount
07/12/19	08	\$ 145.82
07/16/19	09	637.00
07/22/19	10	655.00
07/24/19	11	579.67
07/29/19	12	5,712.13

Total Deposited \$ 7,729.62

We have enclosed our invoice for services.

Very truly yours.
JORDAN TAX SERVICE, INC.

WILLIAM R. LINNERT, JR.



Jordan Tax Service, Inc.

102 Rahway Road • McMurray, PA 15317-3349

(412) 835-5243 • Fax (412) 835-5244

(724) 731-2300 • Fax (724) 731-2398

www.jordantax.com

Tax & Record
Services

Municipal

Business

Individual

August 15, 2019

Borough of Crafton
Rachel J. Susko, Manager
Municipal Building
100 Stotz Avenue
Pittsburgh, PA 15205

RE: Business Privilege Tax
Collection Summary Report
July, 2019

Detailed below are the Business Privilege Tax Collections remitted to the Borough for the Collection Period of July 1, 2019 through July 31, 2019:

<u>PERIOD</u>	<u>TAX</u>	<u>LICENSE</u>	<u>PEN & INT</u>	<u>TOTAL COLLECTIONS</u>	<u>YEAR TO DATE</u>
2017 and Prior	\$ -	\$ -	\$ -	\$ -	\$ 402.28
2018	-	-	-	-	1,021.26
2019	4,089.05	180.00	14.09	4,283.14	57,600.61
Total Collections	4,089.05	180.00	14.09	4,283.14	59,024.15
Refunds Issued	-	-	-	-	-
	<u>\$ 4,089.05</u>	<u>\$ 180.00</u>	<u>\$ 14.09</u>	<u>\$ 4,283.14</u>	<u>\$ 59,024.15</u>
Net Collections				<u>\$ 4,283.14</u>	<u>\$ 59,024.15</u>

Amounts Deposited:

<u>Date</u>	<u>Batch #</u>	<u>Amount</u>
07/03/19	20	\$ 19.90
07/09/19	21	568.80
07/10/19	22	176.19
07/15/19	23	213.98
07/16/19	24	3,099.84
07/22/19	25	69.82
07/24/19	26	10.00
07/29/19	27	124.61
Total Deposited		<u>\$ 4,283.14</u>

We have enclosed our invoice for services.

Very truly yours,
JORDAN TAX SERVICE, INC.

WILLIAM R. LINNERT, JR.



Jordan Tax Service, Inc.

102 Rahway Road • McMurray, PA 15317-3349
(412) 835-5243 • Fax (412) 835-5244
(724) 731-2300 • Fax (724) 731-2398
www.jordantax.com

Tax & Record
Services
Municipal
Business
Individual

August 15, 2019

Borough of Crafton
Rachel J. Susko, Manager
Municipal Building
100 Stotz Avenue
Pittsburgh, PA 15205

RE: Local Services Tax Collections
Collection Summary Report
July, 2019

Detailed below are the Local Services Tax Collections remitted to the Borough for the Collection Period of July 1, 2019 through July 31, 2019:

<u>PERIOD</u>	<u>TAX</u>	<u>PEN & INT</u>	<u>TOTAL COLLECTIONS</u>	<u>YEAR TO DATE</u>
2017 and Prior	\$ -	\$ -	\$ -	\$ 52.00
2018	-	-	-	12,393.96
2019	1,654.73	-	1,654.73	13,797.11
Total Collections	1,654.73	-	1,654.73	26,243.07
Refunds Issued	-	-	-	-
	<u>\$ 1,654.73</u>	<u>\$ -</u>	<u>\$ 1,654.73</u>	<u>\$ 26,243.07</u>
Net Collections			<u>\$ 1,654.73</u>	<u>\$ 26,243.07</u>

Amounts Remitted:


<u>Date</u>	<u>Batch #</u>	<u>Amount</u>
07/09/19	15	\$ 84.00
07/11/19	16	52.00
07/15/19	17	26.02
07/16/19	18	169.00
07/18/19	19	479.87
07/23/19	20	752.52
07/25/19	21	91.32

Total Deposited \$ 1,654.73

We have enclosed our invoice for services.

Very truly yours,
JORDAN TAX SERVICE, INC.

WILLIAM R. LINNERT, JR.



Jordan Tax Service, Inc.

102 Rahway Road • McMurray, PA 15317-3349
 (412) 835-5243 • Fax (412) 835-5244
 (724) 731-2300 • Fax (724) 731-2398
 www.jordantax.com

Tax & Record Services
 Municipal
 Business
 Individual

August 15, 2019

Borough of Crafton
 Rachel J. Susko, Manager
 Municipal Building
 100 Stotz Avenue
 Pittsburgh, PA 15205

RE: Trash Removal
 Collection Summary Report
 July, 2019

Detailed below are the 2019 Trash Removal Collections remitted to the Borough for the Month of July, 2019:

	<u>BILLING FEE</u>	<u>GARBAGE</u>	<u>TOTAL</u> <u>CURRENT PERIOD</u>	<u>YEAR TO DATE</u>
FACE TAX	\$ 70.00	\$ 9,034.29	\$ 9,104.29	\$ 471,487.01
Less: Discount	-	-	-	(17,611.00)
Plus: Penalty	-	252.00	252.00	1,909.10
Total Collections	\$ 70.00	\$ 9,286.29	\$ 9,356.29	\$ 455,785.11

Amounts Deposited:

<u>Date</u>	<u>Batch #</u>	<u>Amount</u>
07/11/19	22	\$ 9,356.29
Total		9,356.29
Less: Refunds		-
Total Deposits		\$ 9,356.29

	<u>BILLING</u>	<u>GARBAGE</u>	<u>YEAR-TO-DATE</u>
FACE BALANCE 02/01/2019	\$ 9,875.00	\$ 571,560.00	\$ 581,435.00
Add: Additions	-	-	-
Less: Deletions	-	-	-
ADJUSTED FACE BALANCE	9,875.00	571,560.00	581,435.00
Less: Total Collections	(8,370.00)	(463,117.01)	(471,487.01)
Less: Turned Over to Delinquent	-	-	-
FACE BALANCE 7/31/2019	\$ 1,505.00	\$ 108,442.99	\$ 109,947.99

Very truly yours,
 JORDAN TAX SERVICE, INC.

William R. Linnert, Jr.
 WILLIAM R. LINNERT, JR.



Jordan Tax Service, Inc.

102 Rahway Road • McMurray, PA 15317-3349
 (412) 835-5243 • Fax (412) 835-5244
 (724) 731-2300 • Fax (724) 731-2398
 www.jordantax.com

Tax & Record
 Services
 Municipal
 Business
 Individual

August 15, 2019

Borough of Crafton
 Rachel J. Susko, Manager
 Municipal Building
 100 Stotz Avenue
 Pittsburgh, PA 15205

RE: Real Estate Taxes
 Collection Summary Report
 July, 2019

Detailed below are the 2019 Real Estate Tax Collections deposited to the Borough account for the Month of July, 2019:

	CURRENT PERIOD			YEAR TO DATE
	REAL ESTATE	ROAD	TOTAL	
FACE TAX	\$ 99,589.30	\$ 42,831.66	\$ 142,420.96	\$ 1,877,948.50
Less: Discount	(3.00)	(1.01)	(4.01)	(34,047.31)
Plus: Penalty	595.05	201.29	796.34	797.33
Total Collections	\$ 100,181.35	\$ 43,031.94	\$ 143,213.29	\$ 1,844,698.52

Amounts Deposited:

Date	Batch #	Amount
07/09/19	19	\$ 82,832.05
07/09/19	NSF-Coleman	(913.84)
07/16/19	20	32,787.69
07/23/19	21	12,093.90
07/31/19	22	16,413.49
Total Deposits		143,213.29
Less: Refunds:		-
Net Collections		\$ 143,213.29

	2018		2019		TOTAL
	REAL ESTATE	ROAD	REAL ESTATE	ROAD	
FACE BALANCE 3/1/2019	\$ -	\$ -	\$ 1,527,404.44	\$ 517,215.74	\$ 2,044,620.18
Add: Additions	-	-	624.98	211.63	836.61
Less: Exonerations	-	-	(1,133.57)	(383.86)	(1,517.43)
ADJUSTED FACE BALANCE	-	-	1,526,895.85	517,043.51	2,043,939.36
Less: Total Collections	-	-	(1,390,858.52)	(487,089.98)	(1,877,948.50)
Less: Turned Over to Delinquent	-	-	-	-	-
FACE BALANCE 7/31/2019	\$ -	\$ -	\$ 136,037.33	\$ 29,953.53	\$ 165,990.86

Very truly yours,
 JORDAN TAX SERVICE, INC.

William R. Linnert, Jr.
 WILLIAM R. LINNERT, JR.

JORDAN TAX SERVICE, INC.
102 RAHWAY ROAD
MCMURRAY, PA 15317-3349
(724) 731-2300

July 26, 2019

Borough of Crafton
 Rachel J. Susko, Manager
 Municipal Building
 100 Stotz Avenue
 Pittsburgh, PA 15205

Gentlemen:

We are forwarding herewith counterfoils for delinquent taxes and municipal claims collected and satisfied since date of our last report. We are also forwarding deposit slips as summarized below and the Prothonotary's receipts for satisfaction costs advanced by our office.

DELINQUENT TAXES:

Receipts: #13621-13641

	Face Tax	Penalty	Interest	Costs	TOTAL
Prior 2018	1,804.13	74.53	213.75	126.16	2,218.57
2018	2,774.04	237.52	4.13	207.50	3,223.19
Record/Sheriff Sale Costs					395.39
Commission Collected					254.84

MUNICIPAL CLAIMS: "Trash"

Receipts #2070-2080

	Face Tax	Penalty	Interest	Costs	Comm	TOTAL
Record/Sheriff Sale Costs	1,548.40	151.20	-	38.50	-	1,738.10
Commission Collected						41.79
						86.93

MUNICIPAL CLAIMS: "Trash"

Receipts #4168-4170, 4172-4173, 4175, 4177-4178 (#4166 "NO CONSIDERATION PASSING")

	Face Tax	Penalty	Interest	Costs	Comm	TOTAL
*	786.26	78.90	553.69	294.00	-	1,712.85
Record/Sheriff Sale Costs						352.35
Commission Collected						108.86

MUNICIPAL CLAIMS: "Sewage"

Receipts: #4167, 4171, 4174, 4176

	Face Tax	Penalty	Interest	Costs	Comm	TOTAL
Record/Sheriff Sale Costs	1,904.03	75.40	281.96	294.00	-	2,555.39
Commission Collected						120.00
						128.68

Total Collections, Taxes and Claims:

Taxes	\$	6,091.99	Ck. #1425	\$	12,936.94
Trash	\$	4,040.88	Ck. #1426		
Sewage	\$	2,804.07	Ck. #1427		

Deposits Per Enclosed Receipts:

DATE	AMOUNT	DATE	AMOUNT	DATE	AMOUNT
06/05/19	1,087.84	06/10/19	4,515.30	06/21/19	30.31
06/06/19	764.62	06/17/19	19.53	06/21/19	154.69
06/10/19	4,724.44	06/17/19	35.00	06/24/19	453.85
06/10/19	1,052.36	06/17/19	99.00		

Total Deposits

12,936.94

*Partial Payments Not Yet Applied - \$594.50

JORDAN TAX SERVICE, INC


 William R. Linnert, Jr.

**BOROUGH OF CRAFTON
POLICE DEPARTMENT**

MARK A. SUMPTER
CHIEF OF POLICE

100 STOTZ AVENUE
CRAFTON, PENNSYLVANIA 15205

JAMES G. BLOOM
MAYOR



August 22, 2019

Crafton Police responded to 263 complaints during the month of July 2019.

The following 4 pages attached show a print out of the calls answered by Crafton Police.

Paid parking tags paid at the window - \$90.00

Copies of Police Reports – \$255.00

No solicitor permits were issued for the month of July

No truck permits were issued for the month of July

Fines collected by the Magistrate and paid to the borough for June - \$1,542.33

There were 58 citations issued, 30 citation warnings, 6 parking tags, 0 AccuTrak – 94 total

Crafton Borough had no narcotic related calls for the month of July 2019.

Naloxone (Narcan) was not used by Crafton Police or EMS.

Mileage on Police Cars:

Unit #11-1 - 1,717 miles ending at 57,926

Unit #11-2 - 2,404 miles ending at 56,239

Unit #11-3 - 531 miles ending at 51,662

Respectfully submitted,

Barbara H. Berkhouse
Barbara H. Berkhouse
Police Secretary

Calls for Service - by Keyword

CRAFTON BOROUGH

Incidents Reported Between 07/01/2019 and 07/31/2019



Code	Description	Primary Count	Secondary UCR Count		
			Code 2	Code 3	Code 4
911 HANGUP					
3802	SERVICE CALL-911 HANG UP	1			
ABANDON VE					
2810	TWP ORD-ABANDONED VEH (INCLUDING STATE)	1			
ACCIDENT M					
3100	MOTOR VEHICLE ACCIDENTS	9			
ALARM					
3810	SERVICE CALL-ALARMS-UNFOUNDED-EXCPT FIRE	17			
3840	FIRES (INCLUDING ALARMS-FOUNDED/UNFOUND)	5			
		22			
ALL ORDINA					
2830	TWP ORD-ALL OTHER	3			
ALL OTHER					
2640	ALL OTHER ORDINANCE VIOLATIONS	2			
2664	ALL OTHER OFFENSES - ALL OTHER (MISC.)	1			
		3			
ANIMAL					
3805	SERVICE CALL-ANIMAL	1			
5502	ANIMAL COMPLAINTS - BARKING DOGS	1			
5503	ANIMAL COMPLAINTS - CATS	1			
5504	ANIMAL COMPLAINTS - DOG BITES	1			ANIMAL CONTROL NOTIFIED
5506	ANIMAL COMPLAINTS - STRAY ANIMALS	1			ANIMAL CONTROL NOTIFIED
5510	ANIMAL COMPLAINTS - OTHER	6			
		11			
ASSAULT					
0420	ASSAULT - KNIFE OR CUTTING INSTRUMENT	1			
0440	ASSAULT - HANDS,FISTS,FEET	1			
		2			
ASSIST POL					
7504	ASSIST OTHER AGENCIES - OTHER POLICE	1			
BURGLARY					
0535	BURGLARY-ATTEMPT-NONRESIDENCE-DAY	1			
CHECK WELF					
3801	SERVICE CALL-CHECK WELFARE	9			
CRIM MISCH					
1410	CRIMINAL MISCHIEF TO AUTOMOBILES	4			
DISORDERLY					
2480	DISORDERLY CONDUCT-ALL OTHERS	1			

Calls for Service - by Keyword

CRAFTON BOROUGH

Incidents Reported Between 07/01/2019 and 07/31/2019



Code	Description	Primary Count	Secondary UCR Count		
			Code 2	Code 3	Code 4
DISTURBANC					
3610	DISTURBANCES-NOISE	10			
3620	DISTURBANCES-OTHER (FIGHTS,DISPUTES,ETC)	19			
		<u>29</u>			
DOA					
3320	DOA	1			
DOMESTIC					
3600	DISTURBANCES-DOMESTIC	9			
DUI					
2111	DRIVING UNDER THE INFLUENCE - ALCOHOL	2			
2112	DRIVE UNDER INFLUENCE-ALCOHOL-IMPAIRED	1			
2122	DRIVE UNDER INFLUENCE - DRUGS-IMPAIRED	1			
		<u>4</u>			
DUMPING					
2831	TWP ORD-DUMPING	1			
ELECTRICAL					
4026	NON-CRIMINAL-WIRES AND POLES DOWN	1			
FORGERY					
1026	COUNTERFEITING - USING	1			
FOUND ARTI					
5004	LOST & FOUND - FOUND ARTICLES	2			
FRAUD					
1100	FRAUD	1			
1140	UNAUTHORIZED USE OF A MV	2			
1150	FRAUD - CREDIT CARDS, ATM	1			
		<u>4</u>			
HARASSMENT					
2450	HARASSMENT	6			
HARASSSMEN					
2410	HARASSMENT BY COMMUNICATION	1			
HAZARDOUS					
3850	HAZARDOUS CONDITIONS	9			
HIT AND RU					
8519	HIT AND RUN ACCIDENT	1			

August 22, 2019

Calls for Service - by Keyword

CRAFTON BOROUGH

Incidents Reported Between 07/01/2019 and 07/31/2019



Code	Description	Primary Count	Secondary UCR Count		
			Code 2	Code 3	Code 4
INFORMATIO					
7010	PUBLIC SERVICES-NOTIFICATIONS(POL.INFO.)	3			
LOCKOUT					
3860	SERVICE CALL-LOCKOUTS (VEHICLE/BLDG)	1			
MEDICAL					
3870	MEDICAL EMERGENCY	12			
7008	PUBLIC SERVICES - MEDICAL ASSISTANCE	34			
		<u>46</u>			
MENTAL					
3400	MENTAL HEALTH	3			
PFA					
2647	ALL OTHERS - PROTECTIVE ORDERS	2			
PUBL DRUNK					
2300	PUBLIC DRUNKENESS	1			
RECOV PROP					
3000	FOUND/RECOVERED PROPERTY	3			
SUICIDE					
3300	SUICIDES	1			
SUSP PERSN					
4022	NON-CRIMINAL - SUSPICIOUS PERSON	2			
SUSPICIOUS					
3500	SUSPICIOUS PERSONS,AUTOS,CIRCUMSTANCES	20			
SVC CALL					
3800	SERVICE CALL-MISCELLANEOUS	13			
THEFT					
0623	THEFT-\$50 TO \$200-RETAIL THEFT	1			
0629	THEFT-\$50 TO \$200-ALL OTHER	4			
0633	THEFT-UNDER \$50-RETAIL THEFT	6			
0639	THEFT-UNDER \$50-ALL OTHER	1			
		<u>12</u>			
TRAF CIT					
CITT	TRAFFIC CITATION	30			
TRAFFIC					
3900	TRAFFIC & PARKING PROBLEMS	14			
4010	TRAFFIC OFFENSES	1			

**Crafton Borough Report
April 2019**

Total Run Numbers:

- Total Emergency and Non-Emergency 911 Responses: **68**
Average Response Time (E0-E4): **6 min. 04 sec.**
- Total Emergency 911 Response: **64**
Average Response Time (E0-E3): **6 min. 04 sec.**
- Total Highest Priority Response: **31**
Average Response Time (E0-E1): **4 min. 40 sec.**

Response Times by Category and NFPA Compliance:

- E0 Response: **8**
Average Response Time: **4 min. 05 sec.**
NFPA Compliance: **100%**
- E1 Response: **23**
Average Response Time: **5 min. 13 sec.**
NFPA Compliance: **91.3%**
- E0 + E1 Response: **31**
Average Response Time: **5 min. 22 sec.**
NFPA Compliance: **93.5%**
- E2 Response: **16**
Average Response Time: **5 min. 51sec.**
- E3 Response: **17**
Average Response Time: **8 min. 50 sec.**
- E4 Response: **4**
Average Response Time: **5 min. 50 sec.**

Standbys:

- Scott Township EMS (Station 740) Standby Request: **0**
Calls Given to Station 740 in Crafton: **0**
- Ingram EMS (Station 760) Standby Request: **0**
Calls Given to Station 760 in Crafton: **0**
- Robinson EMS (Station 810) Standby Request: **0**
Calls Given to Station 810 in Crafton: **0**
- Average Response Time for Mutual Aid Services: **n/a**
- NorthWest EMS Requested for Mutual Aide:
Calls Taken for Station 810: **3**
Calls Taken for Station 760: **14**

**Crafton Borough Report
May 2019**

Total Run Numbers:

- Total Emergency and Non-Emergency 911 Responses: **67**
Average Response Time (E0-E4): **5 min. 20 sec.**
- Total Emergency 911 Response: **65**
Average Response Time (E0-E3): **5 min. 22 sec.**
- Total Highest Priority Response: **33**
Average Response Time (E0-E1): **5 min. 21 sec.**

Response Times by Category and NFPA Compliance:

- E0 Response: **14**
Average Response Time: **5 min. 50 sec.**
NFPA Compliance: **92.85%**
- E1 Response: **19**
Average Response Time: **5 min. 0 sec.**
NFPA Compliance: **94.73%**
- E0 + E1 Response: **33**
Average Response Time: **5 min. 21 sec.**
NFPA Compliance: **93.93%**
- E2 Response: **23**
Average Response Time: **5 min. 28sec.**
- E3 Response: **9**
Average Response Time: **5 min. 07 sec.**
- E4 Response: **2**
Average Response Time: **5 min. 20 sec.**

Standbys:

- Scott Township EMS (Station 740) Standby Request: **0**
Calls Given to Station 740 in Crafton: **0**
- Ingram EMS (Station 760) Standby Request: **0**
Calls Given to Station 760 in Crafton: **0**
- Robinson EMS (Station 810) Standby Request: **0**
Calls Given to Station 810 in Crafton: **0**
- Average Response Time for Mutual Aid Services: **n/a**
- NorthWest EMS Requested for Mutual Aide:
Calls Taken for Station 810: **0**
Calls Taken for Station 760: **18**

**Crafton Borough Report
June 2019**

Total Run Numbers:

- Total Emergency and Non-Emergency 911 Responses: **58**
Average Response Time (E0-E4): **5 min. 11 sec.**
- Total Emergency 911 Response: **57**
Average Response Time (E0-E3): **5 min. 05 sec.**
- Total Highest Priority Response: **30**
Average Response Time (E0-E1): **5 min. 14 sec.**

Response Times by Category and NFPA Compliance:

- E0 Response: **7**
Average Response Time: **4 min. 32 sec.**
NFPA Compliance: **100%**
- E1 Response: **23**
Average Response Time: **5 min. 27 sec.**
NFPA Compliance: **100**
- E0 + E1 Response: **30**
Average Response Time: **5 min. 14 sec.**
NFPA Compliance: **100%**
- E2 Response: **12**
Average Response Time: **5 min. 01sec.**
- E3 Response: **15**
Average Response Time: **5 min. 17 sec.**
- E4 Response: **1**
Average Response Time: **10 min. 46 sec.**

Standbys:

- Scott Township EMS (Station 740) Standby Request: **0**
Calls Given to Station 740 in Crafton: **0**
- Ingram EMS (Station 760) Standby Request: **0**
Calls Given to Station 760 in Crafton: **0**
- Robinson EMS (Station 810) Standby Request: **0**
Calls Given to Station 810 in Crafton: **0**
- Average Response Time for Mutual Aid Services: **n/a**
- NorthWest EMS Requested for Mutual Aide:
Calls Taken for Station 810: **0**
Calls Taken for Station 760: **15**

CODE ENFORCEMENT REPORT JULY-AUGUST 2019

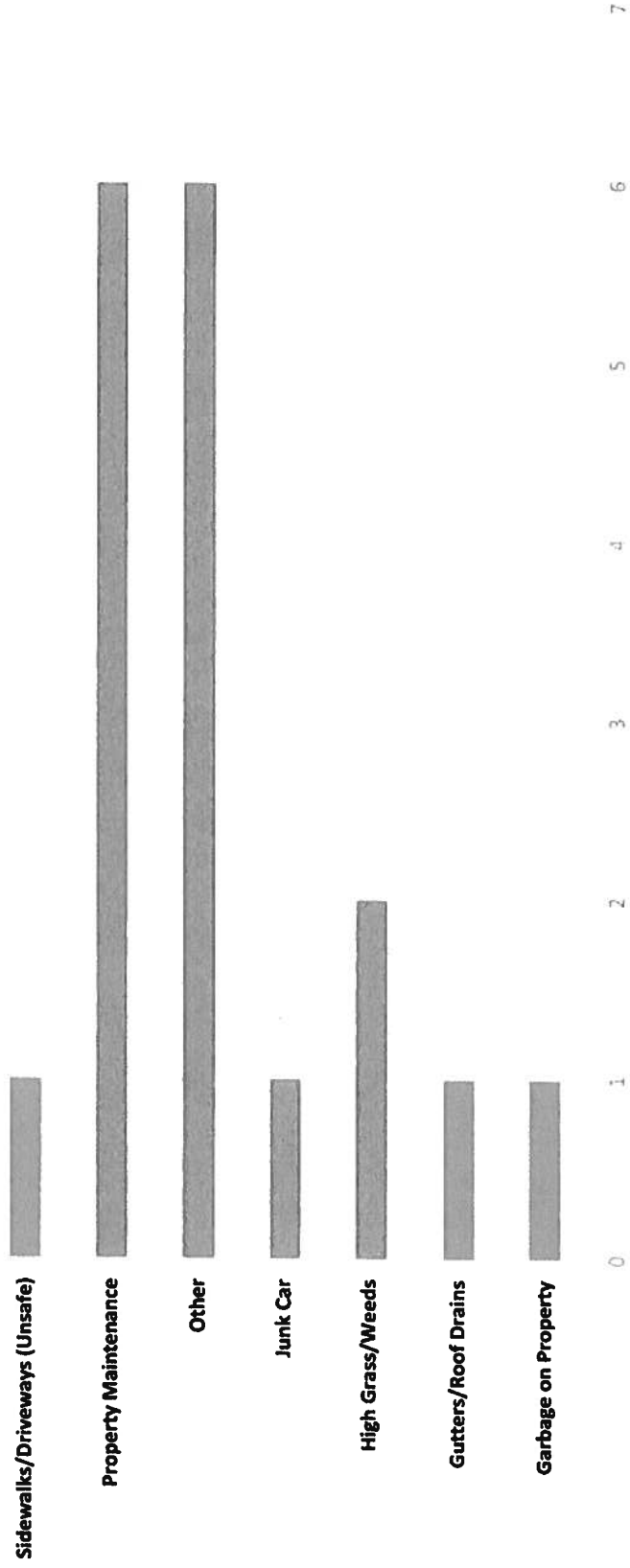
Date Submitted	Full Address	Violation Type	Description	Code	Status
7/23/2019	Lincoln	High Grass/Weeds	motor vehicle unmoved/junk car. 10 days.	302.8	Closed
7/23/2019	Crafton Blvd	Other	Occupancy Reminder	112.2; 149.1	Open
7/24/2019	Barr Ave.	Property Maintenance	Soffit/fascia missing/in disrepair. 60 days.	304.2	Open
7/25/2019	Josephine St.	Other	Rug illegally dumped over railing. 3 days to abate. 8-12-2019	188-3 G	Closed
7/25/2019	Clearview Ave	Property Maintenance	Peeling paint on garage doors, soffit/fascia unprotected peeling paint. 60 days.	304.2	Open
8/5/2019	Rodgers Ave.	Other	Broken antenna hanging on side of house. Dangerous. 10 days.	131-2 A,B(5)	Open
8/7/2019	Rodgers	Gutters/Roof Drains	Gutters full of debris/weeds. 30 days.	304.7	Open
8/7/2019	Warren	Sidewalks/Driveways (Unsafe)	Sidewalk in disrepair/unsafe. 30 days.	302.3	Open
8/7/2019	Clearview Ave	Property Maintenance	Peeling exterior paint. 60 days.	304.2	Open
8/7/2019	Clearview Ave	Property Maintenance	Peeling paint. 60 days.	304.2	Open

CODE ENFORCEMENT REPORT JULY-AUGUST 2019

8/8/2019	Parke St.	Property Maintenance	Wall is failing structurally. 30 days.	302.7	Open
8/9/2019	Parke St	Garbage on Property	Construction debris. 1st notice 15 days.	308.1	Closed
8/14/2019	Clearview	Property Maintenance	Wall falling apart. 30 days.	302.7	Open
8/14/2019	W Steuben	High Grass/Weeds	Weeds around perimeter of property. 5 days.	302.4	Closed
8/16/2019	N Emily Street	Other	Rental occupancy needed		Open
8/16/2019	Bradford Avenue	Other	Rental Inspection Reminder		Open
8/21/2019	W Steuben	Junk Car	Barb ran plate and notice was sent to car owner. 10 days.	302.8	Closed
8/22/2019	Clearview	Other	Possible illegal rental	112	Open

Violation Type	Count of Violation Type
Garbage on Property	1
Gutters/Roof Drains	1
High Grass/Weeds	2
Junk Car	1
Other	6
Property Maintenance	6
Sidewalks/Driveways (Unsafe)	1

Count of Violation Type



Building Inspection Report

July 2019

July Reports Received

(Attached)

Building Inspection Underwriters

Allegheny County R/E Transfer

Certificates & Permits Issued

July 2019

Rental Inspection Certificates Issued	11
Zoning Use/Occupancy Certificates Issued	6
Building/Zoning Permits Issued	9

PUBLIC WORKS / PARKS OPERATIONS REPORT

Council Meeting

August 26, 2019

Crew report 7-21-19 to 8-23-19

- **One Call** - responses at various locations
- **Litter can maintenance**- Check and empty all cans weekly.
- **Rain /Wind Storm**- Respond to rain/wind storms -crews check and clear catch basins removing debris build up tree limbs and branches; check and clear borough facilities of any storm related issues.
- **Emergency Response** - Tree limb down blocking road on Broadhead.
- **Chipper Service**- Respond to request for services from residents for branch/debris removal various locations, Delivered compost /wood chips to (2) locations.
- **Compost Site**- Windrow Maintenance.
- **Truck Repairs/ Maintenance** - Fleet preventative maintenance
- **Park/ Pool Maintenance**- Cut all facilities (4x) Chemical check (daily) backwash as needed; Level playground mulch. Clean up/Set up Main Park and shelters for Rib Fest.
- **Street Sweeping Program**- Swept all routes weekly. 163 miles -9 Loads
- **Weed Control** -All Borough steps, Chartiers, Crafton Blvd
- **Sign Maintenance**- Install STOP signs Harris and Clearview. Install NO PARKING THIS SIDE OF STREET paint yellow curb Johnson, Replace traffic signs at various locations. Install SCHOOL BUS warning sign Lawson and Crafton Blvd.
- **In House Paving Program**- Mill and pave upper portions of Pine Alley, Nancy Alley, Orange Alley from McMunn to dead end; mill place and roll millings Lorraine Way
- **Crack Seal**- Crack sealing performed on Chartiers, Woodlawn, Bell, Noble, Bradford and Manor. Seal all seams and joints on newly paved alleys.
- **Crosswalks** - Repaint crosswalks along Crafton Blvd, West Crafton, Crennell, Noble, Bradford, Woodlawn.
- **Slide Remediation** -Remove slide material from Chartiers Ave.
- **Facility Maintenance** - Plumbing repairs Magistrate Office, Library book rack and furniture removal.

Admin.

Meet Borough Manger to discuss PW issues. Field inspections regarding one call, street openings; construction projects. Meet with engineer to discuss Clearview punch list, Pre-con with contractor regarding open cut sewer line repairs; emergency response to tree down blocking roadway,

Managing day to operations/administration for Public Works and Parks maintenance and repairs. Respond to constituents request for information and service.

Order supplies and material. Routine Field investigations, routine paperwork.

CRAFTON PLANNING COMMISSION MEETING JULY 23, 2019
MEETING REPORT

Attendees: Lydia Herring (Crafton Chairwoman), Richard Kraemer (Crafton Secretary), Kirsten Compitello, Phillip Levasseur

- Lydia and Kirsten provided an update on the planning of the October 6, 2019 pop-up event
 - Cost estimate submitted to RJ for grant application due August 2nd.
 - Google Drive to be set up for collaborative folders/documents.
- Zoning Re-write RFP was distributed to PC members
 - Discussion positive
 - In line with the RFP language, the PC suggests that the borough ensure that there is public awareness during the process in case any public opinions have changed since the Comprehensive Plan charrettes were held a few years ago.
 - PC is interested in seeing redevelopment in the borough, especially in the downtown business area. Zoning updates should help achieve this goal.
- TOD Toolbox draft (CONNECT) study was distributed to PC members
 - PC discussed that a few of the implementation steps weren't likely feasible in Crafton (since the borough is already built up), but PC feels the study is a good starting point.
 - Streets and Mobility: PC members would like to help work on identifying places with missing crosswalks and painting them. PC suggests that Borough Council consider decorative crosswalk designs.
- Business identification mapping
 - RJ provided the requested Turn Key data. PC to divide up and review over the next few months (e.g., confirm if a business that provides goods and/or services to the community, list general description, provide any website/phone information readily available, etc). Goal is to produce a list of businesses to show on the Crafton business identification map.
- General discussion about stormwater
 - PC suggests that Borough Council review the Construction Standards Guidelines and amend as necessary to allow green infrastructure (e.g., pervious pavers) to be used for any new development or redevelopment projects.

