

BOROUGH OF CRAFTON
TREASURER'S REPORT
May 31, 2023

DEMAND DEPOSITS

| | |
|---|---------------------|
| General Fund - Huntington - 5894 | 3,593,155.22 |
| Liquid Fuels Fund | 169,538.13 |
| Sewer Fund - Huntington - 5917 | 514,347.87 |
| Capital Projects Reserve Fund - Huntington - 5865 | 1,000.00 |
| Capital Projects Bond Fund- Huntington - 1480 | 163,906.99 |
| Crafton Celebrates - Huntington - 1493 | - |
| | |
| Total Demand Deposits | 4,441,948.21 |

INVESTMENTS

| | |
|---|----------------------|
| Huntington MMax - General - 3168 | 877,042.09 |
| Huntington MMax - Sewer - 3408 | 1,261,656.85 |
| Capital Projects Bond Fund-MMax - Huntington - 2524 | 4,373,882.85 |
| Huntington Employee Pension | 1,599,730.86 |
| Huntington Police Pension | 5,028,786.70 |
| | |
| Total Investments | 13,141,099.35 |

TOTAL DEMAND DEPOSITS AND INVESTMENT ACCOUNTS

17,583,047.56



Annette M. Lherbier, Treasurer

BOROUGH OF CRAFTON
TREASURER'S REPORT
June 30, 2023

DEMAND DEPOSITS

| | |
|---|---------------------|
| General Fund - Huntington - 5894 | 3,462,509.72 |
| Liquid Fuels Fund | 169,886.50 |
| Sewer Fund - Huntington - 5917 | 693,731.51 |
| Capital Projects Reserve Fund - Huntington - 5865 | 1,000.00 |
| Capital Projects Bond Fund- Huntington - 1480 | 164,243.78 |
| Crafton Celebrates - Huntington - 1493 | - |
| | |
| Total Demand Deposits | 4,491,371.51 |

INVESTMENTS

| | |
|---|----------------------|
| Huntington MMax - General - 3168 | 879,569.89 |
| Huntington MMax - Sewer - 3408 | 1,265,293.19 |
| Capital Projects Bond Fund-MMax - Huntington - 2524 | 4,633,595.54 |
| Huntington Employee Pension | 1,655,038.45 |
| Huntington Police Pension | 5,210,662.64 |
| | |
| Total Investments | 13,644,159.71 |

TOTAL DEMAND DEPOSITS AND INVESTMENT ACCOUNTS

18,135,531.22



Annette M. Lherbier, Treasurer

| | 2023 | | | | Notes | 2022 | | |
|---------------------------------------|---------------|-------------|----------------|-------------|--|----------------|----------------|-------------|
| | Jan - June 23 | Budget | \$ Over Budget | % of Budget | | Jan - June 22 | Budget | % of Budget |
| Income | | | | | | | | |
| 3000 · Real Estate Taxes | | | | | | | | |
| 3001 · Real Estate - Current | \$1,468,701 | \$1,777,000 | -\$308,299 | 83% | This is slightly behind where we were last year. We are digging into the real taxable value of properties in Crafton. | \$1,484,679.13 | \$1,700,000.00 | 87% |
| 3005 · Real Estate - Prior year | \$1,874 | \$30,000 | -\$28,126 | 6% | This was likely over budgeted. Should be closer to \$8K next year. | \$22,786.19 | \$8,500.00 | 268% |
| 3010 · Real Estate - Delinquent | \$38,579 | \$65,000 | -\$26,421 | 59% | We are above last year | \$27,498.74 | \$65,000.00 | 42% |
| 3015 · Real Estate - Penalty & Int. | \$176 | \$2,000 | -\$1,824 | 9% | March of 2022 was probably due to COVID issues. 2021 were 67K under budget at FYE | \$908.17 | \$2,000.00 | 45% |
| 3020 · R/E Delinq. P&I | \$16,822 | \$30,000 | -\$13,178 | 56% | Delinquent are collected throughout the year, and now we sig ahead of last year. | \$10,956.82 | \$30,000.00 | 37% |
| Total 3000 · Real Estate Taxes | \$1,526,152 | \$1,904,000 | -\$377,848 | 80% | | \$1,546,829.05 | \$1,805,500.00 | 86% |
| 3030 · Road Taxes | | | | | Delinquent are collected throughout the year | | | |
| 3031 · Road Tax - Current | \$585,317 | \$615,000 | -\$29,683 | 95% | | \$593,989.48 | \$615,000.00 | 97% |
| 3035 · Road Tax - Prior | \$14,610 | \$20,000 | -\$5,390 | 73% | | \$18,959.99 | \$20,000.00 | 95% |
| 3040 · Road Tax - Penalty & Int. | \$2,341 | \$5,000 | -\$2,659 | 47% | Bills are not due until 6/30 but are discounted by 4/30 | \$1,750.59 | \$5,000.00 | 35% |
| Total 3030 · Road Taxes | \$602,268 | \$640,000 | -\$37,732 | 94% | This was very high in 2022 likely due to COVID. | \$614,700.06 | \$640,000.00 | 96% |
| 3050 · Act 511 Taxes | | | | | | | | |
| 3051 · Real Estate Transfer Tax | \$40,733 | \$120,000 | -\$79,267 | 34% | This is a significant change from last and it is largely due to the slowdown in home sales. We need to compare it to # of properties sold. | \$74,258.46 | \$110,000.00 | 68% |
| 3053 · EIT - Current | \$255,962 | \$645,000 | -\$389,038 | 40% | Larger Payments come in quarterly. | \$232,989.03 | \$610,000.00 | 38% |
| 3056 · EIT - Prior | \$255,857 | \$285,000 | -\$29,143 | 90% | Bulk of prior year EIT collected in first few months. | \$235,690.28 | \$285,000.00 | 83% |
| 3059 · EIT - Delinquent | \$2,659 | \$7,500 | -\$4,841 | 35% | | \$358.10 | \$7,500.00 | 5% |
| 3062 · EIT - Penalty & Interest | \$724 | \$500 | \$224 | 145% | | \$422.61 | \$500.00 | 85% |
| 3065 · EIT - Delinq. - Penalty & Int. | \$681 | \$1,500 | -\$819 | 45% | | \$0.00 | \$1,500.00 | 0% |
| 3068 · Mercantile - Current | \$62,594 | \$90,000 | -\$27,406 | 70% | | \$53,251.93 | \$90,000.00 | 59% |
| 3074 · Mercantile - Penalty & Int. | \$282 | \$100 | \$182 | 282% | | \$99.22 | \$100.00 | 99% |
| 3077 · Business Priviledge - Current | \$47,011 | \$60,000 | -\$12,989 | 78% | Larger Payments come in quarterly. We are mainly collecting prior years taxes in March | \$50,062.99 | \$60,000.00 | 83% |

51 homes

| | 2023 | | | | Notes | 2022 | | |
|---|---------------|-------------|----------------|-------------|---|----------------|----------------|-------------|
| | Jan - June 23 | Budget | \$ Over Budget | % of Budget | | Jan - June 22 | Budget | % of Budget |
| 3080 · Business Priviledge P&I | \$1,098 | \$100 | \$998 | 1098% | Last year was an anomoly with 1,500 paid by March and this may be as well. Consider increasing budget to 500. | \$68.94 | \$100.00 | 69% |
| 3083 · Local Service Tax - Current | \$29,166 | \$45,000 | -\$15,834 | 65% | | \$25,473.49 | \$45,000.00 | 57% |
| 3086 · Local Svc Tax P&I | \$5 | \$100 | -\$95 | 5% | | \$0.00 | \$100.00 | 0% |
| Total 3050 · Act 511 Taxes | \$696,772 | \$1,254,800 | -\$558,028 | 56% | | \$672,675.05 | \$1,209,800.00 | 56% |
| 3090 · Sewer Fees | | | | | | | | |
| 3091 · Sewer Fees - Current | \$1,183,278 | \$2,385,820 | -\$1,202,542 | 50% | We are ahead of where we were last year. | \$1,075,935.40 | \$2,380,000.00 | 45% |
| 3093 · Sewer Fees - Delinq. | \$30,412 | \$30,000 | \$412 | 101% | | \$16,811.42 | \$15,000.00 | 112% |
| 3095 · Alcosan Blling Reimb. | \$8,035 | \$7,500 | \$535 | 107% | Paid annually and it is done. | \$7,597.80 | \$7,500.00 | 101% |
| 3097 · Sewer Fees - Penalty & Int. | \$26,708 | \$15,000 | \$11,708 | 178% | | \$10,023.08 | \$9,000.00 | 111% |
| 3099 · Sewer Tap In Fees | \$0 | \$1,500 | -\$1,500 | 0% | | \$0.00 | \$1,500.00 | 0% |
| Total 3090 · Sewer Fees | \$1,248,433 | \$2,439,820 | -\$1,191,387 | 51% | On track | \$1,110,367.70 | \$2,413,000.00 | 46% |
| 3100 · Business Licenses & Permits | | | | | | | | |
| 3105 · Mechanical Devices | \$4,650 | \$5,000 | -\$350 | 93% | We need to add this to the website. | \$6,000.00 | \$2,000.00 | 300% |
| 3110 · Cable Franchise Fees | \$42,841 | \$90,000 | -\$47,159 | 48% | We received our audit on this, and the cable company is compliant. | \$44,602.43 | \$90,000.00 | 50% |
| 3115 · Business Licenses | \$1,530 | \$2,000 | -\$470 | 77% | | \$1,630.00 | \$2,000.00 | 82% |
| Total 3100 · Business Licenses & Permits | \$49,021 | \$97,000 | -\$47,979 | 51% | | \$52,232.43 | \$94,500.00 | 55% |
| 3150 · Non-Business Licenses & Permits | | | | | | | | |
| 3151 · Street Openings | \$2,458 | \$5,000 | -\$2,542 | 49% | | \$3,198.00 | \$3,500.00 | 91% |
| 3155 · Street Pole Permits | \$4,600 | \$300 | \$4,300 | 1533% | Duquesne Light has repaired dozens of poles in the Borough this year. This is unusual. | \$100.00 | \$100.00 | 100% |
| 3160 · Truck Parking Permits | \$20 | \$200 | -\$180 | 10% | | \$105.00 | \$200.00 | 53% |
| Total 3150 · Non-Business Licenses & Permit | \$7,078 | \$5,500 | \$1,578 | 129% | | \$3,403.00 | \$3,800.00 | 90% |
| 3170 · Fines & Forfeits | | | | | | | | |
| 3171 · Fines - Magistrate/County | \$13,364 | \$30,000 | -\$16,636 | 45% | | \$7,532.97 | \$30,000.00 | 25% |
| 3175 · Code Ordinance Violations | \$70 | \$3,000 | -\$2,930 | 2% | | \$773.15 | \$3,000.00 | 26% |
| 3180 · M/Veh. Violations/State Police | \$1,207 | \$2,000 | -\$793 | 60% | | \$1,492.49 | \$2,000.00 | 75% |
| Total 3170 · Fines & Forfeits | \$14,641 | \$35,000 | -\$20,359 | 42% | | \$9,798.61 | \$35,000.00 | 28% |
| 3200 · Interest, Rents & Royalties | | | | | | | | |
| 3201 · Interest on Investments | \$115,274 | \$14,000 | \$101,274 | 823% | We are well above our budget for the year due to the new accounts performing very well. Be careful budgetting too much higher here, because unsually high inflation is slowing. | \$4,236.49 | \$5,200.00 | 82% |
| 3205 · Rental Income | \$13,411 | \$26,060 | -\$12,649 | 51% | On track, Rec June Rent after the cutoff. | \$13,411.20 | \$26,060.00 | 52% |
| Total 3200 · Interest, Rents & Royalties | \$128,685 | \$40,060 | \$88,625 | 321% | | \$17,647.69 | \$31,260.00 | 57% |

| | 2023 | | | | Notes | 2022 | | |
|--|---------------|-------------|----------------|-------------|---|---------------|----------------|-------------|
| | Jan - June 23 | Budget | \$ Over Budget | % of Budget | | Jan - June 22 | Budget | % of Budget |
| 3220 · State Grant Proceeds | | | | | | | | |
| 3221 · Grant - Act 101 Recycling | \$0 | \$5,000 | -\$5,000 | 0% | | \$0.00 | \$5,000.00 | 0% |
| 3223 · Liquid Fuels Grant | \$167,847 | \$160,000 | \$7,847 | 105% | | \$165,538.78 | | |
| 3225 · Grant - Miscellaneous | \$294,111 | \$1,335,000 | -\$1,040,889 | 22% | These are pending grant receipts for Green Light Go (GLG) at Stueben, Crafton Streetscaping, Stairs, and Union Ave. | \$0.00 | \$327,970.00 | 0% |
| Total 3220 · State Grant Proceeds | \$461,958 | \$1,500,000 | -\$1,038,042 | 31% | | \$165,538.78 | \$332,970.00 | 50% |
| 3240 · State Shared Revenues & Entitle | | | | | | | | |
| 3241 · PURTA | \$0 | \$3,000 | -\$3,000 | 0% | These come in during the fall | \$0.00 | \$3,000.00 | 0% |
| 3245 · Liquor Licenses | \$0 | \$1,000 | -\$1,000 | 0% | These come in during the fall | \$0.00 | \$1,000.00 | 0% |
| 3250 · Pension State Aid | \$0 | \$140,000 | -\$140,000 | 0% | These come in during the fall | \$0.00 | \$140,000.00 | 0% |
| 3255 · Foreign Fire Fund | \$0 | \$27,000 | -\$27,000 | 0% | These come in during the fall | \$0.00 | \$27,000.00 | 0% |
| 3260 · Act 13 Impact Fee | \$1,412 | \$1,000 | \$412 | 141% | These come in during the fall | \$0.00 | \$1,000.00 | 0% |
| Total 3240 · State Shared Revenues & Entitle | \$1,412 | \$172,000 | -\$170,588 | 1% | | \$0.00 | \$172,000.00 | 0% |
| 3270 · County Shared Revenue & Grants | | | | | | | | |
| 3271 · 1% Sale Tax (RAD) | \$161,218 | \$200,000 | -\$38,782 | 81% | This is likley due to an increase in retail sales county wide. | \$113,656.43 | \$185,000.00 | 61% |
| 3275 · Grants - Other | \$1,310,564 | \$993,350 | \$317,214 | 132% | This was \$765,000 short last year and we have received payments for Woodlawn and Crafton Blvd this year. | \$653,255.18 | \$1,793,350.00 | 36% |
| Total 3270 · County Shared Revenue & Grant | \$1,471,782 | \$1,193,350 | \$278,432 | 123% | | \$766,911.61 | \$1,978,350.00 | 39% |
| 3290 · Intergov. Contract Services | | | | | | | | |
| 3291 · Police Services - Thornburg | \$50,631 | \$101,261 | -\$50,630 | 50% | | \$50,630.70 | \$101,261.00 | 50% |
| 3295 · Fire Protection Services | \$9,250 | \$14,200 | -\$4,950 | 65% | We raised this budget line item by \$6,700 this year. | \$9,250.04 | \$8,500.00 | 109% |
| Total 3290 · Intergov. Contract Services | \$59,881 | \$115,461 | -\$55,580 | 52% | | \$59,880.74 | \$109,761.00 | 55% |
| 3300 · Departmental Earnings | | | | | | | | |
| 3305 · Hearing Fees - Zoning/Planning | \$2,000 | \$1,000 | \$1,000 | 200% | | \$0.00 | \$1,000.00 | 0% |
| 3310 · Sale of Accident Reports | \$1,080 | \$1,500 | -\$420 | 72% | | \$550.00 | \$1,500.00 | 37% |
| 3312 · Comm. Fire Inspection Fees | \$0 | \$2,500 | -\$2,500 | 0% | | \$0.00 | \$5,000.00 | 0% |
| 3315 · Crossing Guard Reimb. | \$12,426 | \$45,000 | -\$32,574 | 28% | | \$31,946.63 | \$45,000.00 | 71% |
| 3320 · Permits - Build/Elec/Plub/Mech | \$1,948 | \$20,000 | -\$18,052 | 10% | Last year we had a permit for \$13K for the Bell Telephone building. This is likely over budgeted. | \$17,982.34 | \$10,000.00 | 180% |
| 3325 · Permits - Occupancy | \$3,450 | \$12,000 | -\$8,550 | 29% | Part of this was from Bell Building as well. This may be over-budgeted | \$8,695.00 | \$8,000.00 | 109% |
| 3330 · Permits - Other Code Enforce. | \$1,090 | \$1,000 | \$90 | 109% | | \$930.00 | \$500.00 | 186% |
| 3335 · Permits - Zoning Use | \$1,470 | \$5,000 | -\$3,530 | 29% | | \$2,510.00 | \$5,000.00 | 50% |
| 3337 · Police Application Fees | \$0 | \$500 | -\$500 | 0% | | \$0.00 | \$500.00 | 0% |
| 3340 · Rental Inspection Fee | \$6,060 | \$6,000 | \$60 | 101% | | \$3,130.00 | \$6,000.00 | 52% |

| | | 2023 | | | | | 2022 | | |
|--|---------------------------------------|---------------|-----------|----------------|-------------|--|---------------|--------------|-------------|
| | | Jan - June 23 | Budget | \$ Over Budget | % of Budget | Notes | Jan - June 22 | Budget | % of Budget |
| | 3345 · Reimburse - P/D OT Detail | \$17,806 | \$5,000 | \$12,806 | 356% | This is \$\$ received from a contractor who hired Crafton Police. | \$0.00 | \$5,000.00 | 0% |
| | 3350 · Reimburse - Drug Task Force OT | \$0 | \$3,000 | -\$3,000 | 0% | | \$265.04 | \$3,000.00 | 9% |
| | 3355 · PennDot Snow Removal | \$0 | \$8,500 | -\$8,500 | 0% | | \$0.00 | \$7,500.00 | 0% |
| | Total 3300 · Departmental Earnings | \$47,330 | \$111,000 | -\$63,670 | 43% | | \$66,009.01 | \$98,000.00 | 67% |
| | 3370 · Sanitation Fees | | | | | | | | |
| | 3371 · Garbage Collection - Current | \$532,373 | \$620,000 | -\$87,627 | 86% | This is due in April. | \$493,672.53 | \$585,000.00 | 84% |
| | 3375 · Jordan - Refuse Bill Fee | \$8,345 | \$8,500 | -\$156 | 98% | \$5 fee on all trash bills | \$8,220.00 | \$8,500.00 | 97% |
| | 3380 · Garbage Collection - Delinq. | \$49,106 | \$65,000 | -\$15,894 | 76% | Collect all year. | \$39,185.90 | \$65,000.00 | 60% |
| | 3385 · Garbage Collection - P&I | \$4,441 | \$3,000 | \$1,441 | 148% | | \$2,224.81 | \$3,000.00 | 74% |
| | 3390 · Garbage Collect. - Delinq. P&I | \$14,058 | \$18,000 | -\$3,942 | 78% | | \$7,041.62 | \$18,000.00 | 39% |
| | Total 3370 · Sanitation Fees | \$608,322 | \$714,500 | -\$106,178 | 85% | | \$550,344.86 | \$679,500.00 | 81% |
| | 3400 · Recreation Fees | | | | | | | | |
| | 3401 · Miniature Golf Pay to Play | \$0 | \$200 | -\$200 | 0% | | \$0.00 | \$200.00 | 0% |
| | 3405 · Park Shelter Rental Fee | \$7,150 | \$8,500 | -\$1,350 | 84% | | \$6,862.50 | \$2,500.00 | 275% |
| | 3410 · Community Room Rental Fee | \$4,375 | \$6,500 | -\$2,125 | 67% | Was way above in 2022 due to COVID rebound. | \$5,235.00 | \$2,000.00 | 262% |
| | 3415 · Pool Passes | \$37,368 | \$50,000 | -\$12,632 | 75% | We get reimbursed from Pool Pass, so this payment will come later than in past years. | \$50,000.00 | \$35,000.00 | 143% |
| | 3420 · Pool General Admission | \$10,374 | \$30,000 | -\$19,626 | 35% | | \$23,517.03 | \$40,000.00 | 59% |
| | 3425 · Swimming Lessons | \$1,920 | \$3,000 | -\$1,080 | 64% | | \$1,920.00 | \$5,000.00 | 38% |
| | 3430 · Pool/Mini Golf Rentals | \$3,330 | \$5,000 | -\$1,670 | 67% | | \$3,530.00 | \$5,000.00 | 71% |
| | 3435 · AquaRobics/Volleyball | \$235 | \$1,500 | -\$1,265 | 16% | | \$1,050.00 | \$500.00 | 210% |
| | 3440 · Chair Rentals | \$132 | \$250 | -\$118 | 53% | | \$282.00 | \$1,000.00 | 28% |
| | 3445 · Sale of Wood Chips/Compost | \$90 | \$250 | -\$160 | 36% | new this year as a separate line | \$125.00 | | |
| | 3450 · Pool Concessions | \$3,835 | \$15,000 | -\$11,165 | 26% | | \$9,898.71 | \$25,000.00 | 40% |
| | 3455 · Senior Dinner | \$240 | \$3,000 | -\$2,760 | 8% | new this year as a separate line | | | |
| | 3460 · Fundraising | \$730 | \$3,000 | -\$2,270 | 24% | | \$1,122.44 | \$3,000.00 | 37% |
| | Total 3400 · Recreation Fees | \$69,778 | \$126,200 | -\$56,422 | 55% | | \$103,542.68 | \$119,200.00 | 87% |
| | 3470 · Misc. Revenues | | | | | | | | |
| | 3471 · Insurance Dividends | \$0 | \$50,000 | -\$50,000 | 0% | We receive one payment and last year it was 62K - there was an issue with this years distribution, but we should receive soon. | \$62,960.03 | \$50,000.00 | 126% |
| | 3474 · Military Banner Receipts | \$260 | \$1,500 | -\$1,240 | 17% | Depends on number of replacements. Come in all year. | \$775.00 | \$1,500.00 | 52% |
| | 3477 · Sale of Fixed Assets | \$15,000 | \$0 | \$15,000 | 100% | Sold a police vehicle. | \$0.00 | \$7,500.00 | 0% |
| | 3480 · Compensation of Fixed Assets | \$2,000 | \$2,500 | -\$500 | 80% | A few happened in early 2022. | \$21,805.25 | \$2,500.00 | 872% |
| | 3483 · Refunds of Current Exp. | \$0 | \$2,000 | -\$2,000 | 0% | | \$0.00 | \$2,000.00 | 0% |
| | 3484 · Refunds of Prior Exp. | \$2,489 | \$500 | \$1,989 | 498% | | \$0.00 | \$500.00 | 0% |

| | 2023 | | | | Notes | 2022 | | |
|--|---------------|--------------|----------------|-------------|---|----------------|----------------|-------------|
| | Jan - June 23 | Budget | \$ Over Budget | % of Budget | | Jan - June 22 | Budget | % of Budget |
| 3486 · Other Income | \$8,605 | \$500 | \$8,105 | 1721% | This is from payments for a Demo Lien plus P&I. Last year is was for EIT taxes captured here. | \$15,824.80 | \$500.00 | 3165% |
| Total 3470 · Misc. Revenues | \$28,354 | \$57,000 | -\$28,646 | 50% | | \$101,365.08 | \$89,500.00 | 113% |
| 3500 · Fiduciary Funds | | | | | | | | |
| 3501 · Police Pension Contribution | \$21,783 | \$45,000 | -\$23,217 | 48% | | \$19,890.52 | \$45,000.00 | 44% |
| Total 3500 · Fiduciary Funds | \$21,783 | \$45,000 | -\$23,217 | 48% | | \$19,890.52 | \$45,000.00 | 44% |
| Total Income | | | | | | | | |
| Gross Profit | \$7,043,652 | \$13,173,551 | -\$6,129,899 | 53% | | \$5,861,136.87 | \$9,857,141.00 | 60% |
| Expense | | | | | | | | |
| Building, Planning & Zoning | \$0 | \$200 | -\$200 | 0% | | \$0.00 | \$200.00 | 0% |
| 4045 · Bldg. Permit - DCED | \$0 | \$10,000 | -\$10,000 | 0% | | \$12,447.00 | \$5,000.00 | 249% |
| 4050 · Bldg. Permit - Inspection Fees | \$54 | | | | | \$44.61 | | |
| 4480 · Public Nuisance Remediation | \$169 | \$500 | -\$332 | 34% | | \$0.00 | \$500.00 | 0% |
| 4775 · ZHB - Court Reporter/Sec'y | \$500 | \$1,000 | -\$500 | 50% | | \$0.00 | \$1,200.00 | 0% |
| 4780 · ZHB - Legal Services | \$225 | \$200 | \$25 | 113% | | \$0.00 | \$200.00 | 0% |
| 4785 · ZHB - Office Expense | \$948 | \$11,900 | -\$10,952 | 8% | | \$12,491.61 | \$32,100.00 | 39% |
| Total Building, Planning & Zoning | | | | | | | | |
| Capital Expenses | | | | | | | | |
| 4080 · Capital Expense | \$114,783 | \$296,500 | -\$181,717 | 39% | Bakers Acre purchase and Ford Police Interceptor. There is an additional 75,000 budgeted in this line that was a mistake. | -\$22,734.38 | \$249,040.00 | -9% |
| 4125 · Construction - General | \$198,211 | \$3,130,000 | -\$2,931,789 | 6% | This includes all construction projects. Stairs, Pool House, Public Works Building. | \$1,621,625.45 | \$3,834,957.00 | 42% |
| 4235 · Major Purchase | \$2,653 | \$35,000 | -\$32,347 | 8% | ARPA funds | \$18,189.95 | \$32,500.00 | 56% |
| Total Capital Expenses | \$315,647 | \$3,461,500 | -\$3,145,853 | 9% | | \$1,617,081.02 | \$4,116,497.00 | 39% |
| Community Outreach & Development | | | | | | | | |
| 4000 · Advertising & Promotions | \$0 | \$5,000 | -\$5,000 | 0% | | \$0.00 | \$5,000.00 | 0% |
| 4020 · Annual Contributions | \$62,000 | \$124,000 | -\$62,000 | 50% | | \$61,000.02 | \$122,000.00 | 50% |
| 4035 · Backflow Prevention | \$0 | \$8,000 | -\$8,000 | 0% | | \$0.00 | \$8,000.00 | 0% |
| 4165 · Design & Mobility Improvements | \$7,850 | \$25,000 | -\$17,150 | 31% | | \$0.00 | \$30,000.00 | 0% |
| 4420 · Newsletter Expense | \$4,545 | \$12,500 | -\$7,955 | 36% | | \$1,000.00 | \$14,000.00 | 7% |
| Total Community Outreach & Development | \$74,395 | \$174,500 | -\$100,105 | 43% | | \$62,000.02 | \$179,000.00 | 35% |
| Contract Services | | | | | | | | |
| 4015 · Animal Control | \$1,800 | \$4,000 | -\$2,200 | 45% | | \$1,500.00 | \$4,000.00 | 38% |
| 4135 · Janitorial | \$5,461 | \$12,500 | -\$7,039 | 44% | | \$5,252.02 | \$10,000.00 | 53% |
| 4280 · Garbage Contract | \$277,713 | \$555,425 | -\$277,712 | 50% | | \$264,533.40 | \$530,000.00 | 50% |
| 4440 · Payroll Contract | \$6,480 | \$12,000 | -\$5,520 | 54% | | \$5,224.25 | \$7,500.00 | 70% |
| 4495 · Recycling Contract | \$44,560 | \$89,120 | -\$44,560 | 50% | | \$42,363.00 | \$85,000.00 | 50% |
| Total Contract Services | \$336,014 | \$673,045 | -\$337,031 | 50% | | \$318,872.67 | \$636,500.00 | 50% |


| | 2023 | | | | Notes | 2022 | | |
|--|---------------|-----------|----------------|-------------|---|---------------|----------------|-------------|
| | Jan - June 23 | Budget | \$ Over Budget | % of Budget | | Jan - June 22 | Budget | % of Budget |
| Debt Services | | | | | | | | |
| 4305 · Interest - Bond | \$109,575 | \$219,150 | -\$109,575 | 50% | | \$110,575.00 | \$221,150.00 | 50% |
| 4310 · Interest - Equipment-Vehicles | \$1,333 | \$22,865 | -\$21,532 | 6% | | \$6,553.18 | \$7,470.00 | 88% |
| 4315 · Interest - PENNVEST | \$5,939 | \$10,690 | -\$4,751 | 56% | | \$7,345.25 | \$13,995.00 | 53% |
| 4460 · Principal - Bond | \$0 | \$200,000 | -\$200,000 | 0% | | \$0.00 | \$100,000.00 | 0% |
| 4465 · Principal - Equipment-Vehicles | \$45,707 | \$227,270 | -\$181,563 | 20% | | \$87,436.14 | \$89,960.00 | 97% |
| 4470 · Principal - PENNVEST | \$51,506 | \$103,730 | -\$52,224 | 50% | | \$50,099.17 | \$100,895.00 | 50% |
| Total Debt Services | \$214,060 | \$783,705 | -\$569,645 | 27% | | \$262,008.74 | \$533,470.00 | 49% |
| Employee Withholdings & Benefit | | | | | | | | |
| 4270 · FSA | \$2,972 | \$7,500 | -\$4,528 | 40% | | \$3,170.73 | \$9,500.00 | 33% |
| 4285 · Hospitalization | \$149,063 | \$345,556 | -\$196,493 | 43% | | \$133,513.84 | \$332,500.00 | 40% |
| 4290 · HRA | \$5,815 | \$15,000 | -\$9,185 | 39% | | \$9,612.79 | \$15,000.00 | 64% |
| 4365 · Life, Accident & STD | \$4,444 | \$9,500 | -\$5,056 | 47% | | \$4,883.04 | \$10,500.00 | 47% |
| 4450 · Police Pension Contrib. | \$21,783 | \$45,000 | -\$23,217 | 48% | | \$19,890.52 | \$41,736.00 | 48% |
| 4505 · Court Appearances | \$725 | \$3,500 | -\$2,775 | 21% | | \$1,175.00 | \$3,500.00 | 34% |
| 4515 · Travel & Parking Reimbursements | \$208 | \$2,000 | -\$1,792 | 10% | | \$0.00 | \$4,000.00 | 0% |
| 4640 · Social Security | \$79,202 | \$149,000 | -\$69,798 | 53% | | \$67,549.10 | \$149,000.00 | 45% |
| 4683 · Travel Expense | \$0 | \$500 | -\$500 | 0% | | \$0.00 | \$500.00 | 0% |
| 4690 · Unemployment Compensation | \$21,351 | \$34,500 | -\$13,149 | 62% | 19K was paid in April | \$19,872.75 | \$26,300.00 | 76% |
| 4765 · Worker's Comp. | \$58,328 | \$113,100 | -\$54,772 | 52% | | \$36,450.00 | \$102,950.00 | 35% |
| 4770 · Worker's Comp. - School Guards | \$6,287 | \$12,500 | -\$6,214 | 50% | | \$2,482.74 | \$7,500.00 | 33% |
| Total Employee Withholdings & Benefit | \$350,178 | \$737,656 | -\$387,478 | 47% | | \$298,600.51 | \$702,986.00 | 43% |
| Engineering Services | | | | | | | | |
| 4180 · Engineering - Consent Order | \$62,336 | \$110,000 | -\$47,664 | 57% | | \$109,987.91 | \$100,000.00 | 110% |
| 4190 · Engineering - Design | \$43,678 | | | | | \$79,630.32 | | |
| 4195 · Engineering - General | \$132,721 | \$746,500 | -\$613,779 | 18% | | \$137,121.33 | \$988,000.00 | 14% |
| 4200 · Engineering - GIS Mapping | \$10,991 | \$45,000 | -\$34,009 | 24% | | \$340.98 | | |
| 4205 · Engineering - GLG | \$12,004 | | | | | \$3,342.75 | | |
| 4210 · Engineering - Inspection | \$16,690 | \$35,000 | -\$18,310 | 48% | | \$205,748.18 | \$35,000.00 | 588% |
| 4215 · Engineering - Retainer | \$600 | \$1,200 | -\$600 | 50% | | \$600.00 | \$1,200.00 | 50% |
| 4220 · Engineering - Roads | \$31,878 | \$15,000 | \$16,878 | 213% | Need to review | \$21,774.75 | \$25,000.00 | 87% |
| 4225 · Engineering - Storm Water | | | | | This will be moved into the General Category for Source Reduction and Johnston Street Projects. | | | |
| Total Engineering Services | \$310,899 | \$952,700 | -\$641,801 | 33% | | \$567,276.17 | \$1,169,200.00 | 49% |
| Insurance, Bond & Surety | | | | | | | | |
| 4060 · Bonds - Admin. Staff | \$951 | \$1,000 | -\$49 | 95% | Paid for the year. | \$951.00 | \$1,000.00 | 95% |
| 4065 · Bonds - Property Tax Collector | \$544 | \$600 | -\$56 | 91% | Paid for the year. | \$544.00 | \$600.00 | 91% |
| 4300 · Insurance - Liability/Property | \$104,488 | \$95,000 | \$9,488 | 110% | Paid for the year. | \$93,865.58 | \$90,000.00 | 104% |
| 4475 · Property Loss/Insurance Claims | \$310 | \$26,000 | -\$25,690 | 1% | | \$23,647.98 | \$11,000.00 | 215% |
| Total Insurance, Bond & Surety | \$106,293 | \$122,600 | -\$16,307 | 87% | | \$119,008.56 | \$102,600.00 | 116% |
| Operating Expenses | | | | | | | | |
| 4002 · Public Notices | \$965 | \$7,500 | -\$6,535 | 13% | | \$3,735.00 | \$7,500.00 | 50% |

| | 2023 | | | | Notes | 2022 | | |
|--|---------------|-----------|----------------|-------------|---|---------------|--------------|-------------|
| | Jan - June 23 | Budget | \$ Over Budget | % of Budget | | Jan - June 22 | Budget | % of Budget |
| 4010 · Ammunition | \$0 | \$1,500 | -\$1,500 | 0% | | \$0.00 | \$1,500.00 | 0% |
| 4095 · Civil Service Commission | \$0 | \$3,000 | -\$3,000 | 0% | | \$121.55 | \$3,000.00 | 4% |
| 4100 · Communications | \$8,794 | \$38,250 | -\$29,456 | 23% | | \$12,136.38 | \$36,500.00 | 33% |
| 4115 · Computer Expense | \$3,634 | \$11,500 | -\$7,866 | 32% | | \$721.97 | \$13,500.00 | 5% |
| 4120 · Concession Stand Supplies | \$2,517 | \$3,500 | -\$983 | 72% | | \$2,340.35 | \$15,000.00 | 16% |
| 4170 · Drug & Alcohol Testing | \$1,993 | \$1,200 | \$793 | 166% | Need to review | \$867.40 | \$1,200.00 | 72% |
| 4240 · Minor Purchase | \$7,680 | \$43,000 | -\$35,320 | 18% | | \$16,276.57 | \$42,500.00 | 38% |
| 4245 · Equipment Rental | \$10,408 | \$15,500 | -\$5,092 | 67% | | \$8,381.07 | \$14,000.00 | 60% |
| 4275 · Fuel Expense | \$16,151 | \$72,945 | -\$56,794 | 22% | | \$29,128.17 | \$52,445.00 | 56% |
| 4320 · IT Expenses | \$14,381 | \$19,000 | -\$4,619 | 76% | These are mostly an annual expense paid in first Q | \$12,352.70 | \$17,500.00 | 71% |
| 4360 · Licenses & Permits | \$1,588 | \$3,300 | -\$1,712 | 48% | | \$1,046.00 | \$3,300.00 | 32% |
| 4395 · Meetings, Conferences, Training | \$9,310 | \$34,500 | -\$25,190 | 27% | | \$5,633.55 | \$62,000.00 | 9% |
| 4405 · Misc. Expenses | \$8,744 | \$15,750 | -\$7,006 | 56% | We billed composting to this line, but last year it was under 4520 PW general maintenance. (\$7K) | \$5,395.76 | \$18,000.00 | 30% |
| 4425 · Office Supplies/Postage | \$3,789 | \$13,300 | -\$9,511 | 28% | | \$4,407.90 | \$11,800.00 | 37% |
| 4445 · Physicals | \$0 | \$2,500 | -\$2,500 | 0% | | \$0.00 | \$2,500.00 | 0% |
| 4490 · Recodify Boro Ordinances | \$4,198 | \$2,500 | \$1,698 | 168% | We updated 4 years worth of ordinances. | \$315.00 | \$2,500.00 | 13% |
| 4610 · Service Charge | \$1,153 | \$3,250 | -\$2,097 | 35% | new | \$1,979.76 | | |
| 4625 · Shade Tree Health Maintenance | \$26,130 | \$60,000 | -\$33,870 | 44% | | \$700.00 | \$35,000.00 | 2% |
| 4635 · Small Tools | \$1,182 | \$15,000 | -\$13,818 | 8% | | \$1,863.82 | \$15,000.00 | 12% |
| 4650 · Subscriptions/Memberships | \$34,238 | \$39,400 | -\$5,162 | 87% | Charwest, Flood Control Authority, and Fire System annual dues are included here. | \$32,950.67 | \$50,830.00 | 65% |
| 4655 · Custodial Supplies | \$1,526 | \$2,000 | -\$474 | 76% | | \$2,366.79 | \$14,750.00 | 16% |
| 4660 · Operating Supplies | \$6,928 | \$10,500 | -\$3,572 | 66% | | \$6,107.37 | \$8,000.00 | 76% |
| 4695 · Uniforms | \$9,583 | \$22,000 | -\$12,417 | 44% | | \$9,308.88 | \$19,000.00 | 49% |
| 4700 · Uniforms - Crossing Guards | \$0 | \$500 | -\$500 | 0% | | \$0.00 | \$500.00 | 0% |
| 4730 · Video Recording Devices | \$5,374 | \$8,000 | -\$2,626 | 67% | Annual Video Dev Fee | \$0.00 | \$8,000.00 | 0% |
| Total Operating Expenses | \$180,268 | \$449,395 | -\$269,127 | 40% | | \$158,136.66 | \$455,825.00 | 35% |
| Pensions & Foreign Fire Relief | | | | | | | | |
| 4175 · Employee Pension Fund MMO | \$0 | \$94,770 | -\$94,770 | 0% | Scheduled payments occur late in the year. | \$0.00 | \$94,770.00 | 0% |
| 4265 · Foreign Fire Relief | \$0 | \$27,000 | -\$27,000 | 0% | Scheduled payments occur late in the year. | \$0.00 | \$27,000.00 | 0% |
| 4455 · Police Pension Fund MMO | \$0 | \$81,138 | -\$81,138 | 0% | Scheduled payments occur late in the year. | \$0.00 | \$81,138.00 | 0% |
| Total Pensions & Foreign Fire Relief | \$0 | \$202,908 | -\$202,908 | 0% | | \$0.00 | \$202,908.00 | 0% |
| Professional Services | | | | | | | | |
| 4030 · Auditing Services | \$13,939 | \$15,000 | -\$1,061 | 93% | Annual Review Audit was paid in April | \$15,801.17 | \$15,500.00 | 102% |

| | 2023 | | | | Notes | 2022 | | |
|--|-----------------|------------------|------------------|-------------|---|--------------------|---------------------|-------------|
| | Jan - June 23 | Budget | \$ Over Budget | % of Budget | | Jan - June 22 | Budget | % of Budget |
| 4355 · Legal Services | \$20,331 | \$56,000 | -\$35,669 | 36% | Solicitor | \$32,740.03 | \$52,500.00 | 62% |
| 4472 · Professional Consulting | \$28,814 | \$57,500 | -\$28,686 | 50% | BBC / Bradley Partnership/ Psy Doc | \$35,811.89 | \$32,500.00 | 110% |
| Total Professional Services | \$63,084 | \$128,500 | -\$65,416 | 49% | | \$84,353.09 | \$100,500.00 | 84% |
| Recreation & Culture | | | | | | | | |
| 4070 · Boro Gardens | \$317 | \$500 | -\$183 | 63% | | \$0.00 | \$500.00 | 0% |
| 4075 · Boro Tributes | \$145 | \$250 | -\$105 | 58% | | \$176.41 | \$250.00 | 71% |
| 4090 · Celebrates Fireworks | \$15,000 | \$15,000 | \$0 | 100% | | \$7,500.00 | \$7,500.00 | 100% |
| 4092 · Community Day | \$6,296 | \$47,000 | -\$40,704 | 13% | Expenses from last years giving tree. | \$0.00 | \$32,000.00 | 0% |
| 40921 · Car Cruise & Vendor Fair | \$127 | | | | | | | |
| 40922 · Celebration of Lights | \$477 | | | | | | | |
| 40925 · July 4th Event | \$1,117 | | | | | | | |
| 4150 · Crafton Performing Arts | \$0 | \$250 | -\$250 | 0% | | \$0.00 | \$250.00 | 0% |
| 4400 · Military Banners | \$370 | \$1,500 | -\$1,130 | 25% | | \$684.90 | \$1,500.00 | 46% |
| 4600 · Seasonal Decorations | \$450 | \$500 | -\$50 | 90% | | \$0.00 | \$500.00 | 0% |
| 4605 · Senior Dinner | \$924 | \$3,000 | -\$2,076 | 31% | | \$0.00 | \$3,000.00 | 0% |
| 4685 · Tree Plantings | \$0 | \$15,000 | -\$15,000 | 0% | | \$0.00 | \$10,000.00 | 0% |
| Total Recreation & Culture | \$25,223 | \$83,000 | -\$57,777 | 30% | | \$8,361.31 | \$55,500.00 | 15% |
| Refunds | | | | | | | | |
| 4110 · Facility Rental Deposits | \$2,200 | \$1,500 | \$700 | 147% | This will go up as pavilion rentals increase during the summer. These are the deposits we return. | \$2,500.00 | \$1,500.00 | 167% |
| 4375 · LST Refunds - Prior | \$0 | \$500 | -\$500 | 0% | | \$0.00 | \$500.00 | 0% |
| 4430 · Other Refunds - Prior | -\$203 | \$1,000 | -\$1,203 | -20% | | \$13.23 | \$1,000.00 | 1% |
| 4485 · R/E Tax Refunds - Prior | \$3,985 | \$2,000 | \$1,985 | 199% | Likely due to the favorable formula for property owners. | \$2,238.93 | \$2,000.00 | 112% |
| 4500 · Refunds - Misc. | \$0 | \$500 | -\$500 | 0% | | \$0.00 | \$500.00 | 0% |
| 4615 · Service Tax Credit - EIT Refund | \$1,050 | \$1,000 | \$50 | 105% | | \$943.00 | \$1,000.00 | 94% |
| 4620 · Service Tax Credit - R/E Refund | \$797 | \$1,500 | -\$703 | 53% | new | \$1,065.68 | | |
| 4665 · Road Tax Refunds - Current | \$0 | \$1,000 | -\$1,000 | 0% | | \$0.00 | \$1,000.00 | 0% |
| 4670 · Road Tax Refunds - Prior | \$1,245 | \$1,000 | \$245 | 125% | | \$1,167.59 | \$1,000.00 | 117% |
| Total Refunds | \$9,074 | \$10,000 | -\$926 | 91% | | \$7,928.43 | \$8,500.00 | 93% |
| Repairs & Maintenance | | | | | | | | |
| 4085 · Magistrate Bldg - Capital Impr. | \$3,880 | \$5,000 | -\$1,120 | 78% | Done early in the year. | \$0.00 | \$2,500.00 | 0% |
| 4130 · Contracted Services | \$5,634 | \$15,000 | -\$9,366 | 38% | This was for curb repair. One job. | \$0.00 | \$15,000.00 | 0% |
| 4230 · Equip. Inspection & Testing | \$670 | \$10,000 | -\$9,330 | 7% | | \$788.08 | \$10,000.00 | 8% |
| 4520 · General Repair & Maintenance | \$51,961 | \$71,800 | -\$19,839 | 72% | This includes the PD carpet, new Community Center access, and door replacements on CC and Borough building. | \$62,962.16 | \$53,800.00 | 117% |
| 4525 · Repairs - Magistrate Bldg | \$3,265 | \$3,500 | -\$235 | 93% | Done for the year. | \$20.97 | \$3,500.00 | 1% |
| 4530 · Repairs - Equipment & Tools | \$8,736 | \$10,300 | -\$1,564 | 85% | | \$6,577.83 | \$18,300.00 | 36% |
| 4720 · Vehicle Maintenance | \$11,480 | \$33,500 | -\$22,020 | 34% | | \$20,849.82 | \$29,000.00 | 72% |

| | 2023 | | | | Notes | 2022 | | |
|--|---------------|-------------|----------------|-------------|--|---------------|----------------|-------------|
| | Jan - June 23 | Budget | \$ Over Budget | % of Budget | | Jan - June 22 | Budget | % of Budget |
| Total Repairs & Maintenance | \$85,626 | \$149,100 | -\$63,474 | 57% | | \$91,198.86 | \$132,100.00 | 69% |
| Salary & Wages | | | | | | | | |
| 4140 · Wages - Overtime (Court) | \$24,958 | \$50,000 | -\$25,042 | 50% | | \$22,619.30 | \$50,000.00 | 45% |
| 4147 · Wages - Overtime (Training) | \$1,638 | | | | | \$0.00 | | |
| 4155 · Wages - Overtime (DANET) | \$0 | \$4,000 | -\$4,000 | 0% | | \$0.00 | \$4,000.00 | 0% |
| 4370 · Salary - Longevity | \$2,750 | \$6,250 | -\$3,500 | 44% | Paid on police anniversaries | \$750.00 | \$6,250.00 | 12% |
| 4545 · Salary - Full Time Staff | \$606,982 | \$1,252,470 | -\$645,488 | 48% | | \$539,314.51 | \$1,215,000.00 | 44% |
| 4550 · Salary - Assistant Manager | \$43,762 | \$87,525 | -\$43,763 | 50% | | \$38,946.82 | \$84,975.00 | 46% |
| 4552 · Salary - Bldg. Inspector | \$19,227 | \$57,680 | -\$38,453 | 33% | | \$20,999.97 | \$56,000.00 | 38% |
| 4555 · Salary - Chief | \$54,766 | \$109,532 | -\$54,766 | 50% | | \$48,741.44 | \$106,345.00 | 46% |
| 4560 · Salary - Council | \$4,230 | \$8,400 | -\$4,170 | 50% | | \$2,200.00 | \$8,400.00 | 26% |
| 4562 · Salary - Fire Marshal | \$0 | | | | | \$0.00 | | |
| 4565 · Salary - Manager | \$44,083 | \$95,000 | -\$50,917 | 46% | | \$0.00 | \$93,500.00 | 0% |
| 4570 · Salary - Mayor | \$825 | \$1,800 | -\$975 | 46% | | \$900.00 | \$1,800.00 | 50% |
| 4575 · Salary - Ordinance Officer | | | | | | | | |
| 4580 · Salary - P/W Foreman | \$35,957 | \$72,930 | -\$36,973 | 49% | | \$31,887.20 | \$68,745.00 | 46% |
| 4585 · Salary - Police Secretary | \$19,467 | \$40,315 | -\$20,848 | 48% | | \$16,936.44 | \$39,140.00 | 43% |
| 4590 · Salary - Property Tax Collector | \$240 | \$480 | -\$240 | 50% | | \$220.00 | \$480.00 | 46% |
| 4595 · Salary - Treasurer | \$1,500 | \$3,000 | -\$1,500 | 50% | | \$1,375.00 | \$3,000.00 | 46% |
| 4735 · Wages - Crossing Guards | \$45,028 | \$97,360 | -\$52,332 | 46% | | \$45,169.68 | \$94,500.00 | 48% |
| 4740 · Wages - Intern | \$4,519 | \$10,000 | -\$5,481 | 45% | | \$734.50 | \$10,000.00 | 7% |
| 4745 · Wages - Jail Guards | \$125 | \$1,000 | -\$875 | 13% | | \$160.00 | \$1,000.00 | 16% |
| 4750 · Wages - Overtime | \$45,755 | \$45,000 | \$755 | 102% | \$17K is Police OT paid by a contractor (income line 3345). \$10K was Police OT because they were down 2 officers and 13K is public works down two people. | \$23,397.12 | \$35,000.00 | 67% |
| 4751 · Wages - Overtime (Snow) | \$1,750 | \$20,000 | -\$18,250 | 9% | | \$17,420.50 | \$15,000.00 | 116% |
| 4755 · Wages - Part Time | \$45,612 | \$50,000 | -\$4,388 | 91% | Need to review | \$44,683.12 | \$152,000.00 | 29% |
| 4760 · Wages - Seasonal Staff | \$28,451 | \$165,000 | -\$136,549 | 17% | | \$22,225.00 | \$30,000.00 | 74% |
| Total Salary & Wages | \$1,031,626 | \$2,177,742 | -\$1,146,116 | 47% | | \$878,680.60 | \$2,075,135.00 | 42% |
| Storm Water & Sewer Treatment | | | | | | | | |
| 4005 · ALCOSAN Charges | \$320,276 | \$1,280,000 | -\$959,724 | 25% | | \$295,781.35 | \$1,280,000.00 | 23% |
| 4087 · CCTV | \$0 | \$60,000 | -\$60,000 | 0% | | \$2,712.35 | \$30,000.00 | 9% |
| 4157 · Deficiency Corrections | \$174,160 | \$400,000 | -\$225,840 | 44% | This is consent order work. | \$68,176.43 | \$473,920.00 | 14% |
| 4537 · Emergency Repairs - Sewers | \$18,169 | \$10,000 | \$8,169 | 182% | This was one emergency job. | \$0.00 | \$25,000.00 | 0% |
| 4715 · Vactor Services | \$4,320 | | | | | \$366,670.13 | \$1,808,920.00 | 20% |
| Total Storm Water & Sewer Treatment | \$516,925 | \$1,750,000 | -\$1,233,075 | 30% | | | | |
| Streets & Roads | | | | | | \$32,905.92 | \$55,000.00 | 60% |
| 4025 · Anti-Skid Materials | \$0 | \$62,500 | -\$62,500 | 0% | We have not needed extra salt this year. But we have ordered some for next year. | \$0.00 | \$5,000.00 | 0% |
| 4380 · Material - Curbing Supplies | \$0 | \$5,000 | -\$5,000 | 0% | | \$998.54 | \$10,000.00 | 10% |
| 4385 · Material - Roads Supplies | \$2,542 | \$10,000 | -\$7,458 | 25% | | \$1,158.00 | \$10,000.00 | 12% |

| | 2023 | | | | Notes | 2022 | | |
|--|--------------------|---------------------|---------------------|-------------|--|-----------------------|------------------------|-------------|
| | Jan - June 23 | Budget | \$ Over Budget | % of Budget | | Jan - June 22 | Budget | % of Budget |
| 4390 · Material - Stairs/Sidewalk Sup. | \$0 | \$10,000 | -\$10,000 | 0% | | \$7,875.00 | \$335,000.00 | 2% |
| 4536 · Road Paving Program | \$0 | \$320,125 | -\$320,125 | 0% | | \$32,948.14 | | |
| 4630 · Signs & Posts | \$5,067 | \$15,000 | -\$9,933 | 34% | | \$4,581.97 | \$5,000.00 | 92% |
| Total Streets & Roads | \$7,608 | \$422,625 | -\$415,017 | 2% | | \$80,467.57 | \$420,000.00 | 19% |
| Tax Collection & Billing Fees | | | | | | | | |
| 4001 · ACSWTA Auding Fee's (Odd Year) | \$0 | \$500 | -\$500 | 0% | | | | |
| 4040 · Jordan - Billing Fees | \$0 | \$27,000 | -\$27,000 | 0% | | \$7,650.00 | \$27,000.00 | 28% |
| 4325 · Jordan - Act 32 SW Tax District | \$9,510 | \$15,000 | -\$5,490 | 63% | | \$8,764.53 | \$15,000.00 | 58% |
| 4330 · Jordan - Act 511 Fees | \$3,179 | \$5,000 | -\$1,821 | 64% | | \$2,965.47 | \$8,000.00 | 37% |
| 4335 · Jordan - Liens/Rev./Sher. Sales | \$980 | \$10,000 | -\$9,020 | 10% | | \$977.00 | \$10,000.00 | 10% |
| 4340 · Jordan - R/E Tax Fees | \$0 | \$7,500 | -\$7,500 | 0% | | \$0.00 | \$7,500.00 | 0% |
| 4345 · Jordan - Delinq R/E Tax Fees | \$5,584 | \$8,000 | -\$2,417 | 70% | | \$7,081.54 | \$8,000.00 | 89% |
| 4350 · Jordan - TCF Fees | \$15,593 | \$18,000 | -\$2,407 | 87% | | \$13,088.26 | \$18,000.00 | 73% |
| 4415 · Jordan - Municipal Claims | \$1,682 | \$2,500 | -\$818 | 67% | | \$1,211.85 | \$2,500.00 | 49% |
| 4417 · RAD Tax Payment | \$7,224 | \$4,000 | \$3,224 | 181% | This is a payment to Charwest COG based on past year RAD tax difference. Retail sales in the County are on the rise, and thus our share to the COG increases. It is a once a year payment. | \$7,055.03 | \$4,000.00 | 176% |
| Total Tax Collection & Billing Fees | \$43,751 | \$97,500 | -\$53,749 | 45% | | \$48,793.68 | \$100,000.00 | 49% |
| Utilities & Public Services | | | | | | | | |
| 4295 · Hydrant Rental | \$12,145 | \$23,300 | -\$11,155 | 52% | | \$11,801.52 | \$23,300.00 | 51% |
| 4645 · Street Lighting Supplies | \$44,690 | \$90,000 | -\$45,310 | 50% | | \$44,595.42 | \$85,000.00 | 53% |
| 4675 · Traffic Signals Maintenance | \$4,453 | \$5,000 | -\$547 | 89% | | \$900.00 | \$5,000.00 | 18% |
| 4680 · Traffic Signals Supplies | \$1,775 | \$6,500 | -\$4,725 | 27% | | \$1,753.61 | \$6,500.00 | 27% |
| 4705 · Utilities | \$25,652 | \$56,500 | -\$30,848 | 45% | | \$23,866.50 | \$52,800.00 | 45% |
| 4710 · Utilities - District Magistrate | \$3,307 | \$6,500 | -\$3,193 | 51% | | \$3,708.74 | \$6,500.00 | 57% |
| Total Utilities & Public Services | \$92,023 | \$187,800 | -\$95,777 | 49% | | \$86,625.79 | \$179,100.00 | 48% |
| Transfer to General Fund | \$0 | \$597,375 | -\$597,375 | 0% | Transfer to General Fund | \$0.00 | \$0.00 | 0% |
| Total Expense | \$3,763,640 | \$13,173,551 | -\$9,409,911 | 29% | Total expense | \$5,068,555.42 | \$13,010,841.00 | 39% |
| Net Income. | \$3,280,012 | | | | | | | |



Jordan Tax Service, Inc.

102 Rahway Road • McMurray, PA 15317-3349
(412) 835-5243 • Fax (412) 835-5244
(724) 731-2300 • Fax (724) 731-2398
www.jordantax.com

Tax & Record
Services
Municipal
Business
Individual

July 3, 2023

Borough of Crafton
James T. Price, Manager
Municipal Building
100 Stotz Avenue
Pittsburgh, PA 15205

RE: Business Privilege Tax
Collection Summary Report
June, 2023

Detailed below are the Business Privilege Tax Collections remitted to the Borough for the Collection Period of June 1, 2023 through June 30, 2023:

| <u>PERIOD</u> | <u>TAX</u> | <u>LICENSE</u> | <u>PEN & INT</u> | <u>TOTAL COLLECTIONS</u> | <u>YEAR TO DATE</u> |
|-------------------|--------------------|-----------------|----------------------|------------------------------|---------------------|
| 2021 and Prior | \$ - | \$ - | \$ - | \$ - | \$ 240.29 |
| 2022 | - | - | - | - | 4,369.38 |
| 2023 | 2,845.56 | 60.00 | 78.32 | 2,983.88 | 45,029.12 |
| Total Collections | 2,845.56 | 60.00 | 78.32 | 2,983.88 | 49,638.79 |
| Refunds Issued | - | - | - | - | - |
| | <u>\$ 2,845.56</u> | <u>\$ 60.00</u> | <u>\$ 78.32</u> | | |
| Net Collections | | | | <u>\$ 2,983.88</u> | <u>\$ 49,638.79</u> |

Amounts Remitted:

| <u>Date</u> | <u>Batch #</u> | <u>Amount</u> |
|-----------------|----------------|--------------------|
| 06/29/23 | 15-18 | \$ 2,983.88 |
| Total Deposited | | <u>\$ 2,983.88</u> |

We have enclosed our invoice for services.

Very truly yours,
JORDAN TAX SERVICE, INC.

WILLIAM R. LINNERT, JR.

3:32 PM

07/12/23

Cash Basis

Crafton Borough
Business Priviledge Collection Report
June 2023

| | <u>Jun 23</u> | <u>Budget</u> | <u>\$ Over Bu...</u> | <u>% of Budget</u> |
|---|------------------------|--------------------|------------------------|----------------------|
| Income | | | | |
| 3050 · Act 511 Taxes | | | | |
| 3077 · Business Priviledge - Current | 2,845.56 | 0.00 | 2,845.56 | 100.0% |
| 3080 · Business Priviledge P&I | 78.32 | 0.00 | 78.32 | 100.0% |
| Total 3050 · Act 511 Taxes | <u>2,923.88</u> | <u>0.00</u> | <u>2,923.88</u> | <u>100.0%</u> |
| 3100 · Business Licenses & Permits | | | | |
| 3115 · Business Licenses | 60.00 | 0.00 | 60.00 | 100.0% |
| Total 3100 · Business Licenses & Permits | <u>60.00</u> | <u>0.00</u> | <u>60.00</u> | <u>100.0%</u> |
| Total Income | <u>2,983.88</u> | <u>0.00</u> | <u>2,983.88</u> | <u>100.0%</u> |
| Gross Profit | 2,983.88 | 0.00 | 2,983.88 | 100.0% |
| Expense | 0.00 | | | |
| Net Income | <u><u>2,983.88</u></u> | <u><u>0.00</u></u> | <u><u>2,983.88</u></u> | <u><u>100.0%</u></u> |


3:32 PM

07/12/23

Cash Basis

Crafton Borough
Business Priviledge Collection Report
January through June 2023

| | <u>Jan - Jun 23</u> | <u>Budget</u> | <u>\$ Over Bu...</u> | <u>% of Budget</u> |
|---|-------------------------|-------------------------|--------------------------|---------------------|
| Income | | | | |
| 3050 · Act 511 Taxes | | | | |
| 3077 · Business Priviledge - Current | 47,011.23 | 60,000.00 | -12,988.77 | 78.4% |
| 3080 · Business Priviledge P&I | 1,097.56 | 100.00 | 997.56 | 1,097.6% |
| Total 3050 · Act 511 Taxes | <u>48,108.79</u> | <u>60,100.00</u> | <u>-11,991.21</u> | <u>80.0%</u> |
| 3100 · Business Licenses & Permits | | | | |
| 3115 · Business Licenses | 1,530.00 | 2,000.00 | -470.00 | 76.5% |
| Total 3100 · Business Licenses & Permits | <u>1,530.00</u> | <u>2,000.00</u> | <u>-470.00</u> | <u>76.5%</u> |
| Total Income | <u>49,638.79</u> | <u>62,100.00</u> | <u>-12,461.21</u> | <u>79.9%</u> |
| Gross Profit | <u>49,638.79</u> | <u>62,100.00</u> | <u>-12,461.21</u> | <u>79.9%</u> |
| Expense | <u>0.00</u> | | | |
| Net Income | <u><u>49,638.79</u></u> | <u><u>62,100.00</u></u> | <u><u>-12,461.21</u></u> | <u><u>79.9%</u></u> |



Jordan Tax Service, Inc.

102 Rahway Road • McMurray, PA 15317-3349

(412) 835-5243 • Fax (412) 835-5244

(724) 731-2300 • Fax (724) 731-2398

www.jordantax.com

Tax & Record
Services

Municipal

Business

Individual

July 3, 2023

Borough of Crafton
James T. Price, Manager
Municipal Building
100 Stotz Avenue
Pittsburgh, PA 15205

Re: Local Services Tax Collections
Collection Summary Report
June, 2023

Detailed below are the Local Services Tax Collections remitted to the Borough for the Collection Period of June 1, 2023 through June 30, 2023:

| <u>PERIOD</u> | <u>TAX</u> | <u>PEN & INT</u> | <u>TOTAL COLLECTIONS</u> | <u>YEAR TO DATE</u> |
|-------------------|------------------|----------------------|------------------------------|---------------------|
| 2021 and Prior | \$ - | \$ - | \$ - | \$ - |
| 2022 | - | - | - | 14,421.14 |
| 2023 | 264.57 | - | 264.57 | 14,749.70 |
| Total Collections | 264.57 | - | 264.57 | 29,170.84 |
| Refunds Issued | - | - | - | - |
| | <u>\$ 264.57</u> | <u>\$ -</u> | <u>\$ 264.57</u> | <u>\$ 29,170.84</u> |
| Net Collections | | | <u>\$ 264.57</u> | <u>\$ 29,170.84</u> |

Amounts Remitted:

| <u>Date</u> | <u>Batch #</u> | <u>Amount</u> |
|-------------|----------------|---------------|
| 06/29/23 | 10-15 | \$ 264.57 |
| | | - |

Total Deposited \$ 264.57

We have enclosed our invoice for services.

Very truly yours,
JORDAN TAX SERVICE, INC.

WILLIAM R. LINNERT, JR.

3:34 PM
07/12/23
Cash Basis

Crafton Borough Local Service Tax Collection Report June 2023

| | <u>Jun 23</u> | <u>Budget</u> | <u>\$ Over ...</u> | <u>% of Bu...</u> |
|------------------------------------|----------------------|--------------------|----------------------|----------------------|
| Income | | | | |
| 3050 · Act 511 Taxes | | | | |
| 3083 · Local Service Tax - Current | 264.57 | 0.00 | 264.57 | 100.0% |
| 3086 · Local Svc Tax P&I | 0.00 | 0.00 | 0.00 | 0.0% |
| Total 3050 · Act 511 Taxes | <u>264.57</u> | <u>0.00</u> | <u>264.57</u> | <u>100.0%</u> |
| Total Income | <u>264.57</u> | <u>0.00</u> | <u>264.57</u> | <u>100.0%</u> |
| Gross Profit | 264.57 | 0.00 | 264.57 | 100.0% |
| Expense | <u>0.00</u> | | | |
| Net Income | <u><u>264.57</u></u> | <u><u>0.00</u></u> | <u><u>264.57</u></u> | <u><u>100.0%</u></u> |

3:33 PM

07/12/23

Cash Basis

Crafton Borough
Local Service Tax Collection Report
January through June 2023

| | <u>Jan - Jun...</u> | <u>Budget</u> | <u>\$ Over B...</u> | <u>% of Bud...</u> |
|------------------------------------|-------------------------|-------------------------|--------------------------|---------------------|
| Income | | | | |
| 3050 · Act 511 Taxes | | | | |
| 3083 · Local Service Tax - Current | 29,165.64 | 45,000.00 | -15,834.36 | 64.8% |
| 3086 · Local Svc Tax P&I | 5.20 | 100.00 | -94.80 | 5.2% |
| Total 3050 · Act 511 Taxes | <u>29,170.84</u> | <u>45,100.00</u> | <u>-15,929.16</u> | <u>64.7%</u> |
| Total Income | <u>29,170.84</u> | <u>45,100.00</u> | <u>-15,929.16</u> | <u>64.7%</u> |
| Gross Profit | <u>29,170.84</u> | <u>45,100.00</u> | <u>-15,929.16</u> | <u>64.7%</u> |
| Expense | <u>0.00</u> | | | |
| Net Income | <u><u>29,170.84</u></u> | <u><u>45,100.00</u></u> | <u><u>-15,929.16</u></u> | <u><u>64.7%</u></u> |



Jordan Tax Service, Inc.

102 Rahway Road • McMurray, PA 15317-3349
(412) 835-5243 • Fax (412) 835-5244
(724) 731-2300 • Fax (724) 731-2398
www.jordantax.com

Tax & Record
Services
Municipal
Business
Individual

July 3, 2023

Borough of Crafton
James T. Price, Manager
Municipal Building
100 Stotz Avenue
Pittsburgh, PA 15205

RE: Mercantile Tax
Collection Summary Report
June, 2023

Detailed below are the Mercantile Tax Collections remitted to the Borough for the Collection Period of June 1, 2023 through June 30, 2023:

| <u>PERIOD</u> | <u>TAX</u> | <u>PEN & INT</u> | <u>TOTAL COLLECTIONS</u> | <u>YEAR TO DATE</u> |
|-------------------|------------------|----------------------|------------------------------|---------------------|
| 2021 and Prior | \$ - | \$ - | \$ - | \$ 1,039.53 |
| 2022 | - | - | - | 32,753.01 |
| 2023 | 603.11 | 68.33 | 671.44 | 29,083.67 |
| | <u>\$ 603.11</u> | <u>\$ 68.33</u> | | |
| Total Collections | | | <u>\$ 671.44</u> | <u>\$ 62,876.21</u> |

Amounts Deposited:

| <u>Date</u> | <u>Batch #</u> | <u>Amount</u> |
|-------------|----------------|---------------|
| 06/29/23 | 08 | \$ 671.44 |
| | | - |

Total Deposited \$ 671.44

We have enclosed our invoice for services.

Very truly yours,
JORDAN TAX SERVICE, INC.

WILLIAM R. LINNERT, JR.

3:35 PM

07/12/23

Cash Basis

Crafton Borough
Mercantile Tax Collection Report
June 2023

| | <u>Jun 23</u> | <u>Budget</u> | <u>\$ Over ...</u> | <u>% of Bu...</u> |
|--------------|---------------|---------------|--------------------|-------------------|
| Income | 671.44 | 0.00 | 671.44 | 100.0% |
| Gross Profit | 671.44 | 0.00 | 671.44 | 100.0% |
| Expense | 0.00 | | | |
| Net Income | <u>671.44</u> | <u>0.00</u> | <u>671.44</u> | <u>100.0%</u> |


3:34 PM

07/12/23

Cash Basis

Crafton Borough
Mercantile Tax Collection Report
January through June 2023

| | <u>Jan - Jun 23</u> | <u>Budget</u> | <u>\$ Over Bu...</u> | <u>% of Budget</u> |
|------------------------------------|-------------------------|-------------------------|--------------------------|---------------------|
| Income | | | | |
| 3050 · Act 511 Taxes | | | | |
| 3068 · Mercantile - Current | 62,593.80 | 90,000.00 | -27,406.20 | 69.5% |
| 3074 · Mercantile - Penalty & Int. | 282.41 | 100.00 | 182.41 | 282.4% |
| Total 3050 · Act 511 Taxes | <u>62,876.21</u> | <u>90,100.00</u> | <u>-27,223.79</u> | <u>69.8%</u> |
| Total Income | <u>62,876.21</u> | <u>90,100.00</u> | <u>-27,223.79</u> | <u>69.8%</u> |
| Gross Profit | 62,876.21 | 90,100.00 | -27,223.79 | 69.8% |
| Expense | 0.00 | | | |
| Net Income | <u><u>62,876.21</u></u> | <u><u>90,100.00</u></u> | <u><u>-27,223.79</u></u> | <u><u>69.8%</u></u> |



Jordan Tax Service, Inc.

102 Rahway Road • McMurray, PA 15317-3349
(412) 835-5243 • Fax (412) 835-5244
(724) 731-2300 • Fax (724) 731-2398
www.jordantax.com

Tax & Record
Services
Municipal
Business
Individual

July 3, 2023

Borough of Crafton
James T. Price, Manager
Municipal Building
100 Stotz Avenue
Pittsburgh, PA 15205

RE: Trash Removal
Collection Summary Report
June, 2023

Detailed below are the 2023 Trash Removal Collections remitted to the Borough for the Month of June, 2023:

| | <u>BILLING FEE</u> | <u>GARBAGE</u> | <u>TOTAL</u> <u>CURRENT PERIOD</u> | <u>YEAR TO DATE</u> |
|--------------------------|--------------------|---------------------|---------------------------------------|----------------------|
| FACE TAX | \$ 90.00 | \$ 11,612.12 | \$ 11,702.12 | \$ 535,643.00 |
| Less: Discount | - | - | - | (19,278.75) |
| Plus: Penalty | - | 804.76 | 804.76 | 2,448.20 |
| Total Collections | \$ 90.00 | \$ 12,416.88 | \$ 12,506.88 | \$ 518,812.45 |

Amounts Deposited:

| <u>Date</u> | <u>Amount</u> |
|-----------------------|---------------------|
| 06/16/23 | \$ 4,603.13 |
| 06/30/23 | 7,903.75 |
| Total | 12,506.88 |
| Less: Refunds | - |
| Total Deposits | \$ 12,506.88 |

| | <u>BILLING</u> | <u>GARBAGE</u> | <u>YEAR-TO-DATE</u> |
|---------------------------------|--------------------|----------------------|----------------------|
| FACE BALANCE 02/01/2023 | \$ - | \$ (4,046.98) | \$ (4,046.98) |
| Add: Billing 02/02/2023 | 9,860.00 | 687,410.00 | 697,270.00 |
| Add: Additions | - | - | - |
| Less: Deletions | - | (58.80) | (58.80) |
| ADJUSTED FACE BALANCE | 9,860.00 | 683,304.22 | 693,164.22 |
| Less: Total Collections | (8,000.00) | (527,643.00) | (535,643.00) |
| Less: Turned Over to Delinquent | - | - | - |
| FACE BALANCE 06/30/2023 | \$ 1,860.00 | \$ 155,661.22 | \$ 157,521.22 |

Very truly yours,
JORDAN TAX SERVICE, INC.

WILLIAM R. LINNERT, JR.

3:35 PM

07/12/23

Cash Basis

Crafton Borough
Trash Collection Report
June 2023

| | <u>Jun 23</u> | <u>Budget</u> | <u>\$ Over Bud...</u> | <u>% of Budget</u> |
|-------------------------------------|-------------------------|--------------------|-------------------------|----------------------|
| Income | | | | |
| 3370 · Sanitation Fees | | | | |
| 3371 · Garbage Collection - Current | 11,612.12 | 0.00 | 11,612.12 | 100.0% |
| 3375 · Jordan - Refuse Bill Fee | 90.00 | 0.00 | 90.00 | 100.0% |
| 3385 · Garbage Collection - P&I | 804.76 | 0.00 | 804.76 | 100.0% |
| Total 3370 · Sanitation Fees | <u>12,506.88</u> | <u>0.00</u> | <u>12,506.88</u> | <u>100.0%</u> |
| Total Income | <u>12,506.88</u> | <u>0.00</u> | <u>12,506.88</u> | <u>100.0%</u> |
| Gross Profit | <u>12,506.88</u> | <u>0.00</u> | <u>12,506.88</u> | <u>100.0%</u> |
| Expense | <u>0.00</u> | | | |
| Net Income | <u><u>12,506.88</u></u> | <u><u>0.00</u></u> | <u><u>12,506.88</u></u> | <u><u>100.0%</u></u> |


3:35 PM

07/12/23

Cash Basis

Crafton Borough
Trash Collection Report
January through June 2023

| | <u>Jan - Jun 23</u> | <u>Budget</u> | <u>\$ Over Bud...</u> | <u>% of Budget</u> |
|-------------------------------------|---------------------|-------------------|-----------------------|--------------------|
| Income | | | | |
| 3370 · Sanitation Fees | | | | |
| 3371 · Garbage Collection - Current | 532,372.65 | 620,000.00 | -87,627.35 | 85.9% |
| 3375 · Jordan - Refuse Bill Fee | 8,344.50 | 8,500.00 | -155.50 | 98.2% |
| 3385 · Garbage Collection - P&I | 4,441.05 | 3,000.00 | 1,441.05 | 148.0% |
| Total 3370 · Sanitation Fees | <u>545,158.20</u> | <u>631,500.00</u> | <u>-86,341.80</u> | <u>86.3%</u> |
| Total Income | <u>545,158.20</u> | <u>631,500.00</u> | <u>-86,341.80</u> | <u>86.3%</u> |
| Gross Profit | 545,158.20 | 631,500.00 | -86,341.80 | 86.3% |
| Expense | 0.00 | | | |
| Net Income | <u>545,158.20</u> | <u>631,500.00</u> | <u>-86,341.80</u> | <u>86.3%</u> |



Jordan Tax Service, Inc.

102 Rahway Road • McMurray, PA 15317-3349

(412) 835-5243 • Fax (412) 835-5244

(724) 731-2300 • Fax (724) 731-2398

www.jordantax.com

Tax & Record
Services

Municipal
Business
Individual

July 3, 2023

Borough of Crafton
James T. Price, Manager
Municipal Building
100 Stotz Avenue
Pittsburgh, PA 15205

Re: Real Estate Taxes
Collection Summary Report
June, 2023

Detailed below are the 2023 Real Estate Tax Collections deposited to the Borough account for the Month of June, 2023:

| | CURRENT PERIOD | | | YEAR TO DATE |
|--------------------------|---------------------|---------------------|---------------------|------------------------|
| | REAL ESTATE | ROAD | TOTAL | |
| FACE TAX | \$ 35,491.60 | \$ 16,727.63 | \$ 52,219.23 | \$ 2,094,489.72 |
| Less: Discount | (8.32) | (3.27) | (11.59) | (40,471.84) |
| Plus: Penalty | 0.11 | - | 0.11 | 2.17 |
| Total Collections | \$ 35,483.39 | \$ 16,724.36 | \$ 52,207.75 | \$ 2,054,020.05 |

Amounts Deposited:

| Date | Batch # | Amount |
|-----------------|---------|---------------------|
| 06/08/23 | 22 | \$ 11,428.06 |
| 06/29/23 | 23-25 | 40,779.69 |
| Total Deposits | | 52,207.75 |
| Less: Refunds | | - |
| Net Collections | | \$ 52,207.75 |

| | 2022 | 2022 | 2023 | 2023 | TOTAL |
|---------------------------------|------------------|-----------------|----------------------|---------------------|----------------------|
| | REAL ESTATE | ROAD | REAL ESTATE | ROAD | |
| FACE BALANCE 3/1/2023 | \$ 183.80 | \$ 72.15 | \$ - | \$ - | \$ 255.95 |
| Add: Billing 3/1/2023 | - | - | 1,703,559.39 | 668,170.21 | 2,371,729.60 |
| Add: Additions | - | - | 152.40 | 59.78 | 212.18 |
| Less: Exonerations | - | - | (1,728.84) | (678.08) | (2,406.92) |
| ADJUSTED FACE BALANCE | 183.80 | 72.15 | 1,701,982.95 | 667,551.91 | 2,369,790.81 |
| Less: Total Collections | - | - | (1,497,771.34) | (596,718.38) | (2,094,489.72) |
| Less: Turned Over to Delinquent | - | - | - | - | - |
| FACE BALANCE 06/30/2023 | \$ 183.80 | \$ 72.15 | \$ 204,211.61 | \$ 70,833.53 | \$ 275,301.09 |

Very truly yours,
JORDAN TAX SERVICE, INC.

WILLIAM R. LINNERT, JR.

Crafton Borough Real Estate & Road Tax Collection Report June 2023

| | Jun 23 | Budget | \$ Over Budget | % of Budget |
|---------------------------------------|-------------------------|--------------------|-------------------------|----------------------|
| Income | | | | |
| 3000 · Real Estate Taxes | | | | |
| 3001 · Real Estate - Current | 35,483.28 | 0.00 | 35,483.28 | 100.0% |
| 3005 · Real Estate - Prior year | 0.00 | 0.00 | 0.00 | 0.0% |
| 3015 · Real Estate - Penalty & Int. | 0.11 | 0.00 | 0.11 | 100.0% |
| Total 3000 · Real Estate Taxes | <u>35,483.39</u> | <u>0.00</u> | <u>35,483.39</u> | <u>100.0%</u> |
| 3030 · Road Taxes | | | | |
| 3031 · Road Tax - Current | 16,724.36 | 0.00 | 16,724.36 | 100.0% |
| 3035 · Road Tax - Prior | 4,569.96 | 0.00 | 4,569.96 | 100.0% |
| 3040 · Road Tax - Penalty & Int. | 482.86 | 0.00 | 482.86 | 100.0% |
| Total 3030 · Road Taxes | <u>21,777.18</u> | <u>0.00</u> | <u>21,777.18</u> | <u>100.0%</u> |
| Total Income | <u>57,260.57</u> | <u>0.00</u> | <u>57,260.57</u> | <u>100.0%</u> |
| Gross Profit | 57,260.57 | 0.00 | 57,260.57 | 100.0% |
| Expense | 0.00 | | | |
| Net Income | <u><u>57,260.57</u></u> | <u><u>0.00</u></u> | <u><u>57,260.57</u></u> | <u><u>100.0%</u></u> |

0 *
57,260.57 +
4,569.96 -
482.86 -
-001.....
52,207.75 *+

3:38 PM

07/12/23

Cash Basis

Crafton Borough
Real Estate & Road Tax Collection Report
January through June 2023

| | <u>Jan - Jun 23</u> | <u>Budget</u> | <u>\$ Over Budget</u> | <u>% of Budget</u> |
|---------------------------------------|----------------------------|----------------------------|---------------------------|---------------------|
| Income | | | | |
| 3000 · Real Estate Taxes | | | | |
| 3001 · Real Estate - Current | 1,468,701.03 | 1,777,000.00 | -308,298.97 | 82.7% |
| 3005 · Real Estate - Prior year | 1,873.68 | 30,000.00 | -28,126.32 | 6.2% |
| 3015 · Real Estate - Penalty & Int. | 176.46 | 2,000.00 | -1,823.54 | 8.8% |
| Total 3000 · Real Estate Taxes | <u>1,470,751.17</u> | <u>1,809,000.00</u> | <u>-338,248.83</u> | <u>81.3%</u> |
| 3030 · Road Taxes | | | | |
| 3031 · Road Tax - Current | 585,316.85 | 615,000.00 | -29,683.15 | 95.2% |
| 3035 · Road Tax - Prior | 14,610.04 | 20,000.00 | -5,389.96 | 73.1% |
| 3040 · Road Tax - Penalty & Int. | 2,341.39 | 5,000.00 | -2,658.61 | 46.8% |
| Total 3030 · Road Taxes | <u>602,268.28</u> | <u>640,000.00</u> | <u>-37,731.72</u> | <u>94.1%</u> |
| Total Income | <u>2,073,019.45</u> | <u>2,449,000.00</u> | <u>-375,980.55</u> | <u>84.6%</u> |
| Gross Profit | <u>2,073,019.45</u> | <u>2,449,000.00</u> | <u>-375,980.55</u> | <u>84.6%</u> |
| Expense | <u>0.00</u> | | | |
| Net Income | <u><u>2,073,019.45</u></u> | <u><u>2,449,000.00</u></u> | <u><u>-375,980.55</u></u> | <u><u>84.6%</u></u> |

JORDAN TAX SERVICE, INC.
102 RAHWAY ROAD
MCMURRAY, PA 15317-3349
(724) 731-2300

June 15, 2023

Borough of Crafton
 James T. Price, Manager
 Municipal Building
 100 Stotz Avenue
 Pittsburgh, PA 15205

We are forwarding herewith counterfoils for delinquent taxes and municipal claims collected and satisfied since date of our last report. We are also forwarding deposit slips as summarized below and the Prothonotary's receipts for satisfaction costs advanced by our office.

DELINQUENT TAXES:

Receipts: #14478-14501 (#14477 "VOID")

| | Face Tax | Penalty | Interest | Costs | TOTAL |
|----------------------|-----------|----------|----------|--------|-----------|
| Prior | 2,850.06 | 280.28 | 153.56 | 107.77 | 3,391.67 |
| 2022 | 13,776.60 | 1,337.16 | - | 78.00 | 15,191.76 |
| Commission Collected | | | | | 931.01 |

MUNICIPAL CLAIMS: "Trash"

Receipts: #2959-2970

| | Face Tax | Penalty | Interest | Costs | TOTAL |
|----------------------|----------|---------|----------|-------|----------|
| | 2,612.00 | 278.00 | - | 60.00 | 2,950.00 |
| Commission Collected | | | | | 147.55 |

MUNICIPAL CLAIMS: "Trash"

Receipts: #4806, 4808, 4810-4811, 4813, 4816-4818, 4822-4823, 4825, 4827, 4829

| | Face Tax | Penalty | Interest | Costs | TOTAL |
|---------------------------|----------|---------|----------|----------|----------|
| | 4,755.03 | 185.35 | 1,188.72 | 1,196.00 | 7,325.10 |
| Record/Sheriff Sale Costs | | | | | 307.00 |
| Commission Collected | | | | | 412.68 |

MUNICIPAL CLAIMS: "Sewage"

Receipts: #4805, 4807, 4812, 4814-4815, 4819-4821, 4824, 4826, 4828, 4830

| | Face Tax | Penalty | Interest | Costs | TOTAL |
|---------------------------|-----------|---------|----------|----------|-----------|
| | 12,294.93 | 529.82 | 1,473.75 | 1,047.50 | 15,346.00 |
| Record/Sheriff Sale Costs | | | | | 280.00 |
| Commission Collected | | | | | 775.61 |

MUNICIPAL CLAIMS: "Demolition"

Receipts: #4809

| | Face Tax | Penalty | Interest | Costs | TOTAL |
|----------------------|----------|---------|----------|-------|----------|
| | 1,409.09 | - | - | - | 1,409.09 |
| Commission Collected | | | | | 140.91 |

| Total Collections, Taxes and Claims: | | | | | |
|---|--|-------------|--------------|-----------|--------------|
| | | Real Estate | \$ 19,514.44 | Ck. #1577 | \$ 48,608.38 |
| | | Trash | \$ 11,142.33 | Ck. #1578 | |
| | | Sewage | \$ 16,401.61 | Ck. #1579 | |
| | | Demolition | \$ 1,550.00 | Ck. #1580 | |


Deposits Per Enclosed Receipts:

| DATE | AMOUNT | DATE | AMOUNT | DATE | AMOUNT |
|----------|-----------|----------|-----------|----------|----------|
| 05/02/23 | 300.83 | 05/09/23 | 19,955.31 | 05/19/23 | 300.83 |
| 05/02/23 | 754.38 | 08/11/23 | 200.00 | 05/19/23 | 1,371.49 |
| 05/08/23 | 1,756.51 | 05/15/23 | 4,064.57 | 05/22/23 | 300.83 |
| 05/09/23 | 2,195.06 | 05/18/23 | 220.00 | | |
| 05/09/23 | 11,859.27 | 05/18/23 | 5,329.30 | | |

Total Deposits **\$ 48,608.38**

*Partial Payments Not Yet Applied - \$2,605.25

JORDAN TAX SERVICE, INC.


 William R. Linnert, Jr.

JORDAN TAX SERVICE, INC.
102 RAILWAY ROAD
MCMURRAY, PA 15317-3349
(724) 731-2300

July 17, 2023

Borough of Crafton
 James T. Price, Manager
 Municipal Building
 100 Stotz Avenue
 Pittsburgh, PA 15205

We are forwarding herewith counterfoils for delinquent taxes and municipal claims collected and satisfied since date of our last report. We are also forwarding deposit slips as summarized below and the Prothonotary's receipts for satisfaction costs advanced by our office.

DELINQUENT TAXES:

Receipts #14502-14520

| | Face Tax | Penalty | Interest | Costs | TOTAL |
|----------------------|----------|---------|----------|--------|----------|
| Prior | 1,877.02 | 126.63 | 412.03 | 306.86 | 2,722.54 |
| 2022 | 4,506.91 | 473.14 | 89.81 | 348.00 | 5,417.86 |
| Commission Collected | | | | | 410.44 |

MUNICIPAL CLAIMS: "Trash"

Receipts #2971-2977

| | Face Tax | Penalty | Interest | Costs | TOTAL |
|---------------------------|----------|---------|----------|-------|----------|
| Record/Sheriff Sale Costs | 1,667.36 | 180.01 | - | 24.00 | 1,871.37 |
| Commission Collected | | | | | 70.00 |
| | | | | | 93.59 |

MUNICIPAL CLAIMS: "Trash"

Receipts #4831, 4835, 4837-4840, 4842-4844

| | Face Tax | Penalty | Interest | Costs | TOTAL |
|----------------------|----------|---------|----------|--------|----------|
| Commission Collected | 1,170.04 | 45.15 | 81.03 | 298.00 | 1,594.22 |
| | | | | | 91.73 |

MUNICIPAL CLAIMS: "Sewage"

Receipts #4833-4834, 4836, 4841

| | Face Tax | Penalty | Interest | Costs | TOTAL |
|----------------------|----------|---------|----------|-------|--------|
| Commission Collected | 364.07 | 24.52 | 66.07 | - | 454.66 |
| | | | | | 34.99 |

MUNICIPAL CLAIMS: "Demolition"

Receipts #4832

| | Face Tax | Penalty | Interest | Costs | TOTAL |
|----------------------|----------|---------|----------|-------|----------|
| Commission Collected | 1,476.19 | - | - | - | 1,476.19 |
| | | | | | 73.81 |

Total Collections, Taxes and Claims:

| | | | |
|-------------|-------------|-----------|---------------------|
| Real Estate | \$ 8,550.84 | Ck. #1581 | \$ 14,311.40 |
| Trash | \$ 3,720.91 | Ck. #1582 | |
| Sewage | \$ 489.65 | Ck. #1583 | |
| Demolition | \$ 1,550.00 | Ck. #1584 | |

Deposits Per Enclosed Receipts

| DATE | AMOUNT | DATE | AMOUNT | DATE | AMOUNT |
|----------|----------|----------|----------|----------|----------|
| 06/05/23 | 95.04 | 06/16/23 | 6.84 | 06/20/23 | 988.44 |
| 06/05/23 | 1,267.08 | 06/16/23 | 1,065.40 | 06/27/23 | 211.50 |
| 06/06/23 | 1,793.00 | 06/20/23 | 300.83 | 06/27/23 | 370.83 |
| 06/07/23 | 89.38 | 06/20/23 | 5,133.30 | 06/28/23 | 722.14 |
| 06/13/23 | 220.00 | 06/20/23 | 778.96 | 06/29/23 | 1,268.66 |

Total Deposits

\$ 14,311.40

*Partial Payments Not Yet Applied **\$2,545.30**

Handwritten signature

**BOROUGH OF CRAFTON
POLICE DEPARTMENT**

**MARK A. SUMPTER
CHIEF OF POLICE**

100 STOTZ AVENUE
CRAFTON, PENNSYLVANIA 15205

**COLETTA A. PERRY
MAYOR**



July 21, 2023

Crafton Police responded to 210 complaints during the month of June 2023.

The following 4 pages attached show a printout of the calls answered by Crafton Police.

Paid parking tags for the month of June - \$45.00
Copies of Police Reports for the month of June - \$165.00
No solicitor permits were issued for the month of June
No truck permits were issued for the month of June
Fines collected by the Magistrate and paid to the borough for June - \$2,051.60
There were 58 citations issued, 16 citation warnings, 3 parking tag, 1 AccuTrak – total 78

Crafton Borough had 0 narcotic related call for the month of June 2023. Naloxone (Narcan) was used 0 times by Crafton Police and 0 times by EMS.

Mileage on Police Cars:

Unit # 11-1 574 miles ending at 64,914
Unit # 11-2 1,610 miles ending at 6,745
Unit # 11-3 1,392 miles ending at 21,630
Unit # 11-4 1,102 miles ending at 22,852

Respectfully submitted,

Barbara H. Berkhouse
Barbara H. Berkhouse
Police Secretary

Calls for Service - by Keyword

CRAFTON BOROUGH

Incidents Reported Between 06/01/2023 and 06/30/2023



| Code | Description | Primary Count | Secondary UCR Count | | |
|--|--|---------------|---------------------|--------|--------|
| | | | Code 2 | Code 3 | Code 4 |
| 911 HANGUP | | | | | |
| 3802 | SERVICE CALL-911 HANG UP | 3 | | | |
| ABANDON VE | | | | | |
| 2810 | TWP ORD-ABANDONED VEH (INCLUDING STATE) | 1 | | | |
| ACCIDENT M | | | | | |
| 3100 | MOTOR VEHICLE ACCIDENTS | 4 | | | |
| 6004 | TRAFFIC ACC. INVOLVING PROPERTY DAMAGE | 1 | | | |
| 6008 | ACCIDENT INVOLVING NONINJURY | 1 | | | |
| | | <u>6</u> | | | |
| ALARM | | | | | |
| 3810 | SERVICE CALL-ALARMS-UNFOUNDED-EXCPT FIRE | 15 | | | |
| 3840 | FIRES (INCLUDING ALARMS-FOUNDED/UNFOUND) | 3 | | | |
| | | <u>18</u> | | | |
| ALL OTHER | | | | | |
| 2640 | ALL OTHER ORDINANCE VIOLATIONS | 1 | | | |
| ANIMAL | | | | | |
| 3805 | SERVICE CALL-ANIMAL | 1 | | | |
| 5502 | ANIMAL COMPLAINTS - BARKING DOGS | 1 | | | |
| 5505 | ANIMAL COMPLAINT - DEER | 2 | | | |
| 5506 | ANIMAL COMPLAINTS - STRAY ANIMALS | 1 | | | |
| 5510 | ANIMAL COMPLAINTS - OTHER | 2 | | | |
| | | <u>7</u> | | | |
| NO CALLS TO ANIMAL CONTROL FOR ANY OF THESE COMPLAINTS | | | | | |
| ASSAULT | | | | | |
| 0410 | ASSAULT - FIREARM | 1 | | | |
| ASSIST POL | | | | | |
| 7504 | ASSIST OTHER AGENCIES - OTHER POLICE | 1 | | | |
| CHECK WELF | | | | | |
| 3801 | SERVICE CALL-CHECK WELFARE | 15 | | | |
| CRIM MISCH | | | | | |
| 1440 | CRIMINAL MISCHIEF - ALL OTHER | 1 | | | |
| 1450 | ALL OTHER VANDALISM | 1 | | | |
| | | <u>2</u> | | | |
| DISORDERLY | | | | | |
| 2400 | DISORDERLY CONDUCT | 1 | | | |
| DISTURBANC | | | | | |
| 3610 | DISTURBANCES-NOISE | 12 | | | |
| 3620 | DISTURBANCES-OTHER (FIGHTS,DISPUTES,ETC) | 17 | | | |
| | | <u>29</u> | | | |
| DOA | | | | | |

Calls for Service - by Keyword

CRAFTON BOROUGH



Incidents Reported Between 06/01/2023 and 06/30/2023

| Code | Description | Primary Count | Secondary UCR Count | | |
|-------------------|--|------------------|---------------------|--------|--------|
| | | | Code 2 | Code 3 | Code 4 |
| DOA | | | | | |
| 3320 | DOA | 1 | | | |
| DOMESTIC | | | | | |
| 3600 | DISTURBANCES-DOMESTIC | 11 | | | |
| DUI | | | | | |
| 2110 | DRIVING UNDER THE INFLUENCE-LIQUOR/DRUGS | 1 | | | |
| 2121 | DRIVE UNDER INFLUENCE - DRUGS | 1 | | | |
| 2122 | DRIVE UNDER INFLUENCE - DRUGS-IMPAIRED | 1 | | | |
| | | <u>3</u> | | | |
| ELECTRICAL | | | | | |
| 4026 | NON-CRIMINAL-WIRES AND POLES DOWN | 3 | | | |
| FAMILY | | | | | |
| 2902 | FAMILY-CHILD WELFARE | 1 | | | |
| FIGHT | | | | | |
| 2430 | FIGHTING (AFFRAY) | 1 | | | |
| FOUND ARTI | | | | | |
| 5004 | LOST & FOUND - FOUND ARTICLES | 1 | | | |
| FRAUD | | | | | |
| 1100 | FRAUD | 3 | | | |
| HARASSMENT | | | | | |
| 2450 | HARASSMENT | 9 | | | |
| HARASSSMEN | | | | | |
| 2410 | HARASSMENT BY COMMUNICATION | 1 | | | |
| HAZARDOUS | | | | | |
| 3850 | HAZARDOUS CONDITIONS | 1 | | | |
| HIT AND RU | | | | | |
| 8519 | HIT AND RUN ACCIDENT | 3 | | | |
| LOCKOUT | | | | | |
| 3860 | SERVICE CALL-LOCKOUTS (VEHICLE/BLDG) | 2 | | | |
| MEDICAL | | | | | |
| 3870 | MEDICAL EMERGENCY | 8 | | | |
| 7008 | PUBLIC SERVICES - MEDICAL ASSISTANCE | 5 | | | |
| | | <u>13</u> | | | |

Calls for Service - by Keyword

CRAFTON BOROUGH

Incidents Reported Between 06/01/2023 and 06/30/2023



| Code | Description | Primary Count | Secondary UCR Count | | |
|-------------------|---|------------------|---------------------|--------|--------|
| | | | Code 2 | Code 3 | Code 4 |
| MENTAL | | | | | |
| 3400 | MENTAL HEALTH | 6 | | | |
| OPEN BURN | | | | | |
| 2820 | TWP ORD-OPEN BURNING | 1 | | | |
| OPEN DOOR | | | | | |
| 3880 | OPEN DOORS/WINDOWS - DISCOVERED | 1 | | | |
| PUBL DRUNK | | | | | |
| 2300 | PUBLIC DRUNKENESS | 1 | | | |
| ROBBERY | | | | | |
| 0315 | ROBBERY-ARMED-FIREARM-CHAIN STORE | 1 | | | |
| SOLICITING | | | | | |
| 2800 | TWP ORD-SOLICITING | 3 | | | |
| SUSP PERSN | | | | | |
| 4022 | NON-CRIMINAL - SUSPICIOUS PERSON | 3 | | | |
| SUSPICIOUS | | | | | |
| 3500 | SUSPICIOUS PERSONS,AUTOS,CIRCUMSTANCES | 19 | | | |
| SVC CALL | | | | | |
| 3800 | SERVICE CALL-MISCELLANEOUS | 9 | | | |
| THEFT | | | | | |
| 0614 | THEFT-\$200 & OVER-FROM AUTO (EXCPT 0615) | 2 | | | |
| 0616 | THEFT-\$200 & OVER-BICYCLES | 1 | | | |
| 0617 | THEFT-\$200 & OVER-FROM BUILDINGS | 2 | | | |
| 0619 | THEFT-\$200 & OVER-ALL OTHER | 2 | | | |
| 0623 | THEFT-\$50 TO \$200-RETAIL THEFT | 1 | | | |
| 0633 | THEFT-UNDER \$50-RETAIL THEFT | 3 | | | |
| 0635 | THEFT-UNDER \$50-AUTO PARTS & ACCESSORIES | 1 | | | |
| 0637 | THEFT - UNDER \$50 - FROM BUILDINGS | 2 | | | |
| | | 14 | | | |
| TRAF CIT | | | | | |
| CITT | TRAFFIC CITATION | 37 | | | |
| TRAFFIC | | | | | |
| 3900 | TRAFFIC & PARKING PROBLEMS | 10 | | | |
| 4010 | TRAFFIC OFFENSES | 2 | | | |
| | | 12 | | | |
| TRESPASS | | | | | |
| 2660 | TRESPASSING OF REAL PROPERTY | 1 | | | |

July 14, 2023

Calls for Service - by Keyword

CRAFTON BOROUGH

Incidents Reported Between 06/01/2023 and 06/30/2023



| Code | Description | Primary Count | Secondary UCR Count | | |
|----------------|-----------------------------|--------------------|---------------------|-----------|------------|
| | | | Code 2 | Code 3 | Code 4 |
| WARRANT | | | | | |
| 8010 | WARRANTS - LOCAL - CRIMINAL | 1 | | | |
| | | Total Calls | <u>247</u> | <u>37</u> | <u>210</u> |



NORTHWEST EMS

366 HELEN STREET
MCKEES ROCKS PA 15136
412-331-2600 DISPATCH
412-331-3133 FAX



Crafton Borough Report June 2023

Total Run Numbers:

- Total Emergency and Non-Emergency 911 Responses: **51**
Average Response Time (E0-E4): **8 min. 23 sec.**
- Total Emergency 911 Response: **49**
Average Response Time (E0-E3): **7 min. 54 sec.**
- Total Highest Priority Response: **26**
Average Response Time (E0-E1): **6 min. 29 sec.**

Response Times by Category and NFPA Compliance:

- E0 Response: **9**
Average Response Time: **6 min. 06 sec.**
- E1 Response: **17**
Average Response Time: **6 min. 51 sec.**
- E0 + E1 Response: **26**
Average Response Time: **6 min. 29 sec.**
- E2 Response: **11**
Average Response Time: **7 min. 50 sec.**
- E3 Response: **12**
Average Response Time: **10 min. 50 sec.**
- E4 Response: **2**
Average Response Time: **10 min. 19 sec.**

Mutual Aid Calls:

- Calls Given to Scott Township EMS (Station 740): **1**
- Calls Given to Collier EMS (Station 770): **1**
- Calls Given to Robinson EMS (Station 810): **0**

- NorthWest EMS Requested for Mutual Aide:
Calls Taken for Station 810: **2**

Submitted by: Assistant Chief Brian O'Connor 412-331-2600 boconnor@northwestems.net

Crafton - EMS Report - June 2023

| Date | Priority | Dispatch Time | On Scene Time | Response Time | Address |
|-----------|----------|---------------|---------------|---------------|----------------------------|
| 6/1/2023 | E1 | 6:21:46 | 6:28:09 | 0:06:23 | 33 S LINWOOD AVE |
| 6/1/2023 | E3 | 23:17:17 | 23:28:04 | 0:10:47 | 34 UNDERHILL ST |
| 6/3/2023 | E3 | 0:03:13 | 0:17:50 | 0:14:37 | 100 STOTZ AVE |
| 6/3/2023 | E1 | 14:45:14 | 14:52:42 | 0:07:28 | 124 1/2 DINSMORE AVE |
| 6/3/2023 | E0 | 19:54:10 | 20:01:18 | 0:07:08 | 1834 CRAFTON BLVD |
| 6/4/2023 | E1 | 8:03:32 | 8:06:45 | 0:03:13 | 1215 FOSTER AVE |
| 6/5/2023 | E1 | 20:27:48 | 20:32:40 | 0:04:52 | 630 BROADHEAD AVE |
| 6/6/2023 | E2 | 0:21:47 | 0:24:35 | 0:02:48 | 1215 FOSTER AVE |
| 6/6/2023 | E1 | 14:12:31 | 14:20:25 | 0:07:54 | 6 FOUNTAIN ST |
| 6/6/2023 | E1 | 19:29:09 | 19:35:00 | 0:05:51 | 1771 CRAFTON BLVD |
| 6/6/2023 | E1 | 19:43:11 | 19:54:18 | 0:11:07 | 48 GRACE ST |
| 6/7/2023 | E2 | 8:41:52 | 8:44:08 | 0:02:16 | 1215 FOSTER AVE |
| 6/7/2023 | E2 | 8:42:49 | 8:44:08 | 0:01:19 | 1215 FOSTER AVE |
| 6/9/2023 | E0 | 12:38:16 | 12:44:16 | 0:06:00 | CRAFTON BLVD/E CRAFTON AVE |
| 6/9/2023 | E3 | 23:19:00 | 23:36:12 | 0:17:12 | 18 RICHMOND ST |
| 6/10/2023 | E3 | 14:54:05 | 15:01:22 | 0:07:17 | 90 NOBLE AVE |
| 6/10/2023 | E3 | 17:11:57 | 17:13:51 | 0:01:54 | 1759 CRAFTON BLVD |
| 6/11/2023 | E0 | 9:09:55 | 9:20:18 | 0:10:23 | 13 BELL AVE |
| 6/12/2023 | E1 | 0:35:04 | 0:39:56 | 0:04:52 | 134 NOBLE AVE |
| 6/12/2023 | E2 | 9:16:49 | 9:25:11 | 0:08:22 | EWING AVE/EMERSON AVE |
| 6/12/2023 | E0 | 15:40:57 | 15:42:51 | 0:01:54 | 1215 FOSTER AVE |
| 6/13/2023 | E3 | 0:26:11 | 0:39:05 | 0:12:54 | 6 PROMENADE ST |
| 6/13/2023 | E2 | 11:49:22 | 12:05:01 | 0:15:39 | 1215 FOSTER AVE |
| 6/14/2023 | E4 | 1:14:01 | 1:23:55 | 0:09:54 | 527 CHESS ST |
| 6/14/2023 | E3 | 7:53:20 | 8:03:21 | 0:10:01 | 409 CLEARVIEW AVE |
| 6/14/2023 | E3 | 15:06:00 | 15:26:34 | 0:20:34 | 102 S LINWOOD AVE |
| 6/15/2023 | E0 | 20:01:59 | 20:06:25 | 0:04:26 | NOBLE AVE/CRAFTON BLVD |
| 6/16/2023 | E2 | 0:13:07 | 0:22:15 | 0:09:08 | 282 NOBLE AVE |
| 6/16/2023 | E3 | 0:42:34 | 0:52:11 | 0:09:37 | 1215 FOSTER AVE |
| 6/18/2023 | E0 | 15:09:42 | 15:18:00 | 0:08:18 | W STEUBEN ST/RICHMOND ST |
| 6/20/2023 | E1 | 13:24:22 | 13:28:48 | 0:04:26 | 282 NOBLE AVE |
| 6/20/2023 | E2 | 18:48:54 | 18:51:19 | 0:02:25 | 1215 FOSTER AVE |
| 6/21/2023 | E3 | 2:36:01 | 2:42:38 | 0:06:37 | 1702 BARR AVE |
| 6/21/2023 | E2 | 12:42:21 | 12:57:30 | 0:15:09 | 20 WALNUT ST |
| 6/22/2023 | E2 | 9:40:18 | 9:52:18 | 0:12:00 | 35 WALSH RD |
| 6/22/2023 | E1 | 15:03:53 | 15:08:31 | 0:04:38 | 86 DINSMORE AVE |
| 6/22/2023 | E3 | 15:27:58 | 15:31:58 | 0:04:00 | E STEUBEN ST/UNION AVE |
| 6/23/2023 | E4 | 16:58:52 | 17:09:36 | 0:10:44 | 1215 FOSTER AVE |
| 6/24/2023 | E1 | 8:31:26 | 8:35:34 | 0:04:08 | 51 WALSH RD |
| 6/24/2023 | E0 | 15:18:07 | 15:23:45 | 0:05:38 | 86 DINSMORE AVE |
| 6/24/2023 | E1 | 20:43:28 | 20:49:11 | 0:05:43 | 77 HAWTHORNE AVE |
| 6/24/2023 | E2 | 22:39:59 | 22:45:40 | 0:05:41 | 20 THOMAS ST |

| | | | | | |
|-----------|----|----------|----------|---------|-------------------|
| 6/25/2023 | E0 | 21:50:41 | 21:57:10 | 0:06:29 | 77 HAWTHORNE AVE |
| 6/26/2023 | E1 | 10:28:04 | 10:32:40 | 0:04:36 | 25 E CRAFTON AVE |
| 6/27/2023 | E1 | 22:06:05 | 22:16:35 | 0:10:30 | 40 WALNUT ST |
| 6/28/2023 | E1 | 7:55:16 | 8:00:04 | 0:04:48 | 25 E CRAFTON AVE |
| 6/28/2023 | E1 | 12:33:52 | 12:53:17 | 0:19:25 | 612 BROADHEAD AVE |
| 6/29/2023 | E0 | 7:22:53 | 7:27:32 | 0:04:39 | 53 DIVISION ST |
| 6/30/2023 | E1 | 15:59:28 | 16:06:04 | 0:06:36 | 31 WALSH RD |
| 6/30/2023 | E2 | 16:20:32 | 16:31:58 | 0:11:26 | 1215 FOSTER AVE |
| 6/30/2023 | E3 | 23:41:10 | 23:55:45 | 0:14:35 | 25 E CRAFTON AVE |

| Priority | Total | Avg Response Time | Combined Avg |
|----------|-------|-------------------|--------------|
| E0 | 9 | ##### | |
| E1 | 17 | ##### | 12:06:29 AM |
| E2 | 11 | ##### | 12:07:21 AM |
| E3 | 12 | ##### | 12:09:20 AM |
| E4 | 2 | ##### | 12:10:35 AM |

Crafton Borough

100 Stotz Avenue
 Pittsburgh, PA 15205
 Phone: 412-921-0752

Crafton Borough

Permit Log - 06/01/2023 to 07/24/2023

| Permit # | Location | Description | Status | Rec. Date | Issue Date | Assignee | Total Cost |
|----------|-----------------------|--|--------|-----------|------------|---------------|------------|
| 2023-70 | 1599 BARR AVE | Garage window broken. 20 days. | Closed | 6/1/2023 | 7/4/2023 | sciechanowski | \$0.00 |
| 2023-72 | 1 AMERICAN LEGION PLZ | Grass and weeds. Wolberts ripped hedges out and took care of weeds. | Closed | 6/13/2023 | 6/20/2023 | sciechanowski | \$0.00 |
| 2023-74 | 2027 CRAFTON BLVD | cans left out on sidewalk. | Closed | 6/16/2023 | 6/23/2023 | sciechanowski | \$0.00 |
| 2023-76 | 76 THOMAS ST | tall grass. 5 days. | Closed | 6/15/2023 | 6/22/2023 | sciechanowski | \$0.00 |
| 2023-78 | 102 CHARTIERS AVE | Junk car and motorcycle. 30 days. | Open | 6/23/2023 | 8/7/2023 | sciechanowski | \$0.00 |
| 2023-80 | 325 CLEARVIEW AVE | Soffit missing. 20 days. Owner emailed and asked for more time on 6-17-2023. | Open | 6/14/2023 | 7/14/2023 | sciechanowski | \$0.00 |
| 2023-82 | 1 CROSS ST | Hazardous line. 10 days. | Closed | 6/30/2023 | 7/20/2023 | sciechanowski | \$0.00 |
| 2023-84 | 2 MUELLER AVE | cans left out. 5 days. | Closed | 6/30/2023 | | sciechanowski | \$0.00 |
| 2023-83 | 2 MUELLER AVE | Grass weeds. 5 days. | Open | 6/30/2023 | 7/11/2023 | sciechanowski | \$0.00 |
| 2023-81 | 1 CROSS ST | Accumulation of junk. 10 days. | Closed | 6/30/2023 | 7/20/2023 | sciechanowski | \$0.00 |
| 2023-79 | 325 CLEARVIEW AVE | Front concrete wall/steps in gross disrepair. Concrete slab in disrepair too. | Open | 6/14/2023 | 7/26/2023 | sciechanowski | \$0.00 |
| 2023-77 | 44 MARION ST | tall weeds and grass. | Closed | 6/13/2023 | 6/20/2023 | sciechanowski | \$0.00 |
| 2023-75 | 2027 CRAFTON BLVD | Wall in disrepair. 20 days | Closed | 6/16/2023 | 7/18/2023 | sciechanowski | \$0.00 |
| 2023-73 | 16 WOODLAWN AVE | Grass and weeds. | Closed | 6/13/2023 | 6/22/2023 | sciechanowski | \$0.00 |
| 2023-71 | 87 THOMAS ST | Occupancy permit requirement | New | 6/6/2023 | 7/1/2023 | dglancy | \$0.00 |
| 2023-69 | 1599 BARR AVE | Broken window in door. 20 days. | Closed | 6/1/2023 | 7/3/2023 | sciechanowski | \$0.00 |
| 2023-67 | 602 HARRIS AVE | View at intersection impeded. 10 days to remedy. Not finished yet. 10 more days. | Open | 6/6/2023 | 6/22/2023 | sciechanowski | \$0.00 |

Total Cost: \$0.00



CRAFTON PUBLIC LIBRARY BOARD REPORT MARCH 2023

JANUARY-FEBRUARY FACEBOOK ENAGEMENT

| NUMBER OF POSTS | REACH | ACTIONS |
|-----------------|-------|---------|
| 27 | 4,912 | 594 |

JANUARY-FEBRUARY IN-PERSON PROGRAMS

| DATE | PROGRAM | ATTENDEES |
|--------------|-----------------|------------|
| 1/2/2023 | Storytime | 4 |
| 1/2/2023 | Yoga | 8 |
| 1/3/2023 | Storytime | 6 |
| 1/5/2023 | Legos | 2 |
| 1/6/2023 | Afterschool Art | 2 |
| 1/9/2023 | Yoga | 10 |
| 1/10/2023 | Storytime | 4 |
| 1/13/2023 | The Dinner | 26 |
| 1/16/2023 | Yoga | 10 |
| 1/26/2023 | Legos | 3 |
| 1/27/2023 | Afterschool Art | 6 |
| 1/30/2023 | Storytime | 4 |
| 1/30/2023 | Yoga | 11 |
| 2/2/2023 | Storytime | 4 |
| 2/3/2023 | Afterschool Art | 6 |
| 2/6/2023 | Storytime | 6 |
| 2/7/2023 | Yoga | 13 |
| 2/10/2023 | Afterschool Art | 9 |
| 2/10/2023 | The Dinner | 28 |
| 2/13/2023 | Storytime | 7 |
| 2/13/2023 | Yoga | 9 |
| 2/14/2023 | Storytime | 12 |
| 2/16/2023 | Legos | 3 |
| 2/17/2023 | Afterschool Art | 5 |
| 2/20/2023 | Storytime | 5 |
| 2/20/2023 | Yoga | 17 |
| 2/21/2023 | Storytime | 6 |
| 2/24/2023 | Afterschool Art | 6 |
| 2/27/2023 | Anime Club | 2 |
| 2/27/2023 | Storytime | 4 |
| 2/27/2023 | Yoga | 23 |
| 2/28/2023 | Storytime | 3 |
| TOTAL | | 264 |

| JAN eCIRC |
|------------------|
| 1,315 |

| JAN VISITS |
|-------------------|
| 2,889 |

| FEB eCIRC |
|------------------|
| 1,136 |

| FEB VISITS |
|-------------------|
| 3,020 |

**JANUARY-FEBRUARY IN-HOUSE CIRCULATION
(MATERIALS CROSSING OUR DESK)**

| CIRCULATION | PERCENT | QUANTITY |
|-------------------------------|----------------|-----------------|
| Adult Books | 43.3 % | 1,665 |
| Adult Media | 17.1 % | 658 |
| YA Books | 3.4 % | 132 |
| Children & Middle Grade Books | 34.4 % | 1,323 |
| Children & Middle Grade Media | 1.8 % | 68 |
| CIRCULATION TOTALS | 100 % | 3,846 |

**JANUARY-FEBRUARY COUNTY-WIDE CIRCULATION
(OUR MATERIALS AROUND THE COUNTY)**

| CIRCULATION | PERCENT | QUANTITY |
|-------------------------------|----------------|-----------------|
| Adult Books | 38.9 % | 1,433 |
| Adult Media | 13.5 % | 498 |
| YA Books | 4.3 % | 158 |
| Children & Middle Grade Books | 40.6 % | 1,498 |
| Children & Middle Grade Media | 2.7 % | 101 |
| CIRCULATION TOTALS | 100 % | 3,688 |



CRAFTON PUBLIC LIBRARY BOARD REPORT MAY 2023

MARCH-APRIL FACEBOOK ENAGEMENT

| NUMBER OF POSTS | REACH | ACTIONS |
|-----------------|--------|---------|
| 49 | 10,402 | 434 |

MARCH-APRIL IN-PERSON PROGRAMS

| DATE | PROGRAM | ATTENDEES |
|--------------|---------------------------|------------|
| 3/3/2023 | Afterschool Art | 7 |
| 3/10/2023 | Afterschool Art | 6 |
| 3/10/2023 | The Dinner | 28 |
| 3/13/2023 | Storytime | 3 |
| 3/14/2023 | Storytime | 8 |
| 3/17/2023 | Afterschool Art | 20 |
| 3/20/2023 | Storytime | 2 |
| 3/20/2023 | Senior Outreach (Buttons) | 10 |
| 3/21/2023 | Storytime | 10 |
| 3/23/2023 | Legos | 4 |
| 3/24/2023 | Afterschool Art | 6 |
| 3/27/2023 | Storytime | 4 |
| 3/28/2023 | Storytime | 14 |
| 3/29/2023 | Book Club | 1 |
| 3/30/2023 | Legos | 4 |
| 3/31/2023 | Afterschool Art | 11 |
| 4/3/2023 | Storytime | 4 |
| 4/4/2023 | Storytime | 12 |
| 4/6/2023 | Legos | 4 |
| 4/7/2023 | Afterschool Art | 8 |
| 4/10/2023 | Storytime | 4 |
| 4/11/2023 | Storytime | 7 |
| 4/13/2023 | Legos | 6 |
| 4/14/2023 | Afterschool Art | 9 |
| 4/14/2023 | The Dinner | 24 |
| 4/17/2023 | Storytime | 2 |
| 4/18/2023 | Storytime | 6 |
| 4/20/2023 | Legos | 4 |
| 4/21/2023 | Afterschool Art | 10 |
| 4/25/2023 | Storytime | 5 |
| 4/26/2023 | Book Club | 3 |
| 4/27/2023 | Legos | 4 |
| 4/27/2023 | Adult Lego Night | 5 |
| 4/28/2023 | Afterschool Art | 8 |
| TOTAL | | 263 |

| MAR eCIRC |
|------------------|
| 1,433 |

| MAR VISITS |
|-------------------|
| 3,171 |

| APR eCIRC |
|------------------|
| NYR |

| APR VISITS |
|-------------------|
| 3,091 |

**MARCH-APRIL IN-HOUSE CIRCULATION
(MATERIALS CROSSING OUR DESK)**

| CIRCULATION | PERCENT | QUANTITY |
|-------------------------------|----------------|-----------------|
| Adult Books | 44.4 % | 1,595 |
| Adult Media | 17.8 % | 639 |
| YA Books | 3.5 % | 124 |
| Children & Middle Grade Books | 31.6 % | 1,135 |
| Children & Middle Grade Media | 2.7 % | 98 |
| CIRCULATION TOTALS | 100 % | 3,591 |

**MARCH-APRIL COUNTY-WIDE CIRCULATION
(OUR MATERIALS AROUND THE COUNTY)**

| CIRCULATION | PERCENT | QUANTITY |
|-------------------------------|----------------|-----------------|
| Adult Books | 38.0 % | 1,360 |
| Adult Media | 17.0 % | 609 |
| YA Books | 4.7 % | 168 |
| Children & Middle Grade Books | 37.1 % | 1,328 |
| Children & Middle Grade Media | 3.2 % | 113 |
| CIRCULATION TOTALS | 100 % | 3,578 |