

**BOROUGH OF CRAFTON**  
**GENERAL FUND FINANCIAL REPORT**  
January 1, through March 31, 2020

	Jan - Mar 20	Budget	\$ Over Bud...	% of ...
<b>Income</b>				
<b>301 · Real Estate Taxes</b>				
301.10 · Real Estate - Current	204,097.45	1,449,035.00	-1,244,937.55	14.1%
301.20 · Real Estate - Prior Year	7,340.13	3,000.00	4,340.13	244.7%
301.50 · Real Estate - Delinq/Leined	13,603.05	58,000.00	-44,396.95	23.5%
<b>Total 301 · Real Estate Taxes</b>	<b>225,040.63</b>	<b>1,510,035.00</b>	<b>-1,284,994.37</b>	<b>14.9%</b>
<b>310 · Act 511 Taxes</b>				
310.10 · Real Estate Transfer Tax	28,716.82	75,000.00	-46,283.18	38.3%
310.21 · EIT - Current	9,171.62	620,000.00	-610,828.38	1.5%
310.22 · EIT - Prior	220,001.98	220,000.00	1.98	100.0%
310.23 · EIT - Delinquent	3,561.43	15,000.00	-11,438.57	23.7%
310.31 · Mercantile - Current	25,332.68	105,000.00	-79,667.32	24.1%
310.36 · Business Priviledge - Current	1,202.82	65,000.00	-63,797.18	1.9%
310.51 · Local Service Tax - Current	11,415.11	50,000.00	-38,584.89	22.8%
<b>Total 310 · Act 511 Taxes</b>	<b>299,402.46</b>	<b>1,150,000.00</b>	<b>-850,597.54</b>	<b>26.0%</b>
<b>319 · Penalty/Interest</b>				
319.01 · P&I - Real Estate Tax	346.75	3,500.00	-3,153.25	9.9%
319.02 · P&I - Delinq. Real Estate Tax	11,102.01	35,000.00	-23,897.99	31.7%
319.12 · P&I - EIT	1,014.82	1,000.00	14.82	101.5%
319.122 · P&I - Delinq. EIT	682.31	3,000.00	-2,317.69	22.7%
319.13 · P&I - Mercantile	43.73	500.00	-456.27	8.7%
319.18 · P&I - Business Priviledge	36.51	600.00	-563.49	6.1%
<b>Total 319 · Penalty/Interest</b>	<b>13,226.13</b>	<b>43,600.00</b>	<b>-30,373.87</b>	<b>30.3%</b>
<b>321 · Business Licenses &amp; Permits</b>				
321.61 · Soliciting Permits	190.00	800.00	-610.00	23.8%
321.75 · Mechanical Devices	0.00	4,200.00	-4,200.00	0.0%
321.80 · Cable Franchise Fees	25,042.25	112,000.00	-86,957.75	22.4%
321.90 · Business Licenses	80.00	2,500.00	-2,420.00	3.2%
<b>Total 321 · Business Licenses &amp; Permits</b>	<b>25,312.25</b>	<b>119,500.00</b>	<b>-94,187.75</b>	<b>21.2%</b>
<b>322 · Non-Business Licenses &amp; Permits</b>				
322.80 · Street Openings	2,268.00	11,000.00	-8,732.00	20.6%
322.81 · Street Pole Permits	0.00	100.00	-100.00	0.0%
322.83 · Truck Parking Permits	60.00	300.00	-240.00	20.0%
<b>Total 322 · Non-Business Licenses &amp; Permits</b>	<b>2,328.00</b>	<b>11,400.00</b>	<b>-9,072.00</b>	<b>20.4%</b>
<b>331 · Fines &amp; Forfeits</b>				
331.10 · Fines - Magistrate/County	9,180.90	33,000.00	-23,819.10	27.8%
331.12 · Code/Ordinance Violations	206.75	3,000.00	-2,793.25	6.9%
331.14 · M/Veh Violations/State Police	180.00	4,000.00	-3,820.00	4.5%
<b>Total 331 · Fines &amp; Forfeits</b>	<b>9,567.65</b>	<b>40,000.00</b>	<b>-30,432.35</b>	<b>23.9%</b>
<b>341-342 · Interest, Rents &amp; Royalties</b>				
341.01 · Income on Investments	4,793.08	27,000.00	-22,206.92	17.8%
342.00 · Rental Income	6,705.60	26,060.00	-19,354.40	25.7%
<b>Total 341-342 · Interest, Rents &amp; Royalties</b>	<b>11,498.68</b>	<b>53,060.00</b>	<b>-41,561.32</b>	<b>21.7%</b>
<b>354 · State Grant Proceeds</b>				
354.15 · Act 101 Recycling Grant	0.00	6,000.00	-6,000.00	0.0%
<b>Total 354 · State Grant Proceeds</b>	<b>0.00</b>	<b>6,000.00</b>	<b>-6,000.00</b>	<b>0.0%</b>
<b>355 · State Shared Revenues &amp; Entitle</b>				
355.01 · PURTA	0.00	3,200.00	-3,200.00	0.0%
355.04 · Liquor Licenses	0.00	1,000.00	-1,000.00	0.0%
355.05 · Pension State Aid	0.00	140,000.00	-140,000.00	0.0%
355.07 · Foreign Fire Fund	0.00	27,000.00	-27,000.00	0.0%
355.09 · Act 13 Impact Fee	0.00	1,000.00	-1,000.00	0.0%
<b>Total 355 · State Shared Revenues &amp; Entitle</b>	<b>0.00</b>	<b>172,200.00</b>	<b>-172,200.00</b>	<b>0.0%</b>
<b>357 · County Shared Revenue &amp; Grants</b>				
357.01 · 1% Sales Tax (RAD)	61,486.42	240,000.00	-178,513.58	25.6%
<b>Total 357 · County Shared Revenue &amp; Grants</b>	<b>61,486.42</b>	<b>240,000.00</b>	<b>-178,513.58</b>	<b>25.6%</b>

**BOROUGH OF CRAFTON**  
**GENERAL FUND FINANCIAL REPORT**  
January 1, through March 31, 2020

	Jan - Mar 20	Budget	\$ Over Bud...	% of ...
<b>358 · Intergov. Contract Services</b>				
358.10 · Police Services-Thornburg	16,876.90	101,261.00	-84,384.10	16.7%
358.11 · Fire Protection Services	1,812.52	8,500.00	-6,687.48	21.3%
<b>Total 358 · Intergov. Contract Services</b>	18,689.42	109,761.00	-91,071.58	17.0%
<b>360-363 · Departmental Earnings</b>				
361.33 · Permits- Zoning Use	875.00	4,000.00	-3,125.00	21.9%
361.34 · Hearing Fees-Zoning & Planning	0.00	1,500.00	-1,500.00	0.0%
362.11 · Sale of Accident Reports	375.00	1,600.00	-1,225.00	23.4%
362.141 · Crossing Guard Reimb.	13,751.95	45,000.00	-31,248.05	30.6%
362.40 · Permits- Build/Elec/Plub/Mech	1,921.00	17,000.00	-15,079.00	11.3%
362.45 · Permits- Occupancy	1,320.00	8,500.00	-7,180.00	15.5%
362.48 · Rental Inspection Fee	1,905.00	7,000.00	-5,095.00	27.2%
362.55 · Other Permits Code Enforce	330.00	1,000.00	-670.00	33.0%
362.70 · Police Application Fees	0.00	1,000.00	-1,000.00	0.0%
362.74 · Reimburse - P/D Overtime Detail	0.00	8,000.00	-8,000.00	0.0%
362.75 · Drug Task Force OT Reimb	0.00	3,000.00	-3,000.00	0.0%
363.51 · PennDot Snow Removal	0.00	7,500.00	-7,500.00	0.0%
<b>Total 360-363 · Departmental Earnings</b>	20,477.95	105,100.00	-84,622.05	19.5%
<b>364 · Sanitation - Garbage Collection</b>				
364.30 · Current Garbage Collection Fee	391,680.40	489,555.00	-97,874.60	80.0%
364.32 · Jordan- Refuse Bill Fee	6,955.00	8,500.00	-1,545.00	81.8%
364.35 · Garbage Collection - Delinq.	32,312.15	65,000.00	-32,687.85	49.7%
364.36 · P&I - Garbage Collection	919.65	4,000.00	-3,080.35	23.0%
364.362 · P&I - Delinq. Garbage Coll.	5,793.36	18,000.00	-12,206.64	32.2%
<b>Total 364 · Sanitation - Garbage Collection</b>	437,660.56	585,055.00	-147,394.44	74.8%
<b>367 · Recreation Fees</b>				
367.10 · Minature Golf Pay to Play	0.00	300.00	-300.00	0.0%
367.14 · Park Shelter Rental Fee	1,075.00	5,500.00	-4,425.00	19.5%
367.15 · Community Room Rental Fee	2,500.00	4,500.00	-2,000.00	55.6%
367.20 · Pool Passes	0.00	31,000.00	-31,000.00	0.0%
367.21 · Pool General Admission	0.00	50,000.00	-50,000.00	0.0%
367.22 · Swimming Lessons	0.00	4,500.00	-4,500.00	0.0%
367.23 · Pool/Mini Golf Rentals	0.00	5,500.00	-5,500.00	0.0%
367.24 · AquaRobics/Volleyball	0.00	450.00	-450.00	0.0%
367.25 · Chair Rentals-Locks	0.00	1,100.00	-1,100.00	0.0%
367.30 · Sale of Wood Chips/Compost	0.00	100.00	-100.00	0.0%
367.40 · Pool Concessions	0.00	25,000.00	-25,000.00	0.0%
367.50 · Senior Dinner-Fees	0.00	3,000.00	-3,000.00	0.0%
367.52 · Fundraising-Recreation	400.00	7,000.00	-6,600.00	5.7%
<b>Total 367 · Recreation Fees</b>	3,975.00	137,950.00	-133,975.00	2.9%
<b>380 · Misc. Revenues</b>				
380.01 · Refunds on Current Expenditures	500.00	0.00	500.00	100.0%
380.02 · Other	3,806.19	0.00	3,806.19	100.0%
380.03 · Insurance Dividends	0.00	48,000.00	-48,000.00	0.0%
380.50 · Military Banner Receipts	160.00	1,700.00	-1,540.00	9.4%
<b>Total 380 · Misc. Revenues</b>	4,466.19	49,700.00	-45,233.81	9.0%
<b>388 · Fiduciary Funds</b>				
388.01 · Police Pension Contribution	12,922.49	42,000.00	-29,077.51	30.8%
<b>Total 388 · Fiduciary Funds</b>	12,922.49	42,000.00	-29,077.51	30.8%
<b>391 · Proceeds-Gen. Fixed Asset Dispo</b>				
391.20 · Compensation of Fixed Assets	962.93	7,000.00	-6,037.07	13.8%
<b>Total 391 · Proceeds-Gen. Fixed Asset Dispo</b>	962.93	7,000.00	-6,037.07	13.8%

**BOROUGH OF CRAFTON**  
**GENERAL FUND FINANCIAL REPORT**  
January 1, through March 31, 2020

	<u>Jan - Mar 20</u>	<u>Budget</u>	<u>\$ Over Bud...</u>	<u>% of ...</u>
<b>392 · Interfund Transfers</b>				
392.30 · Transfer from Capital Projects	7,468.78	7,469.00	-0.22	100.0%
392.35 · Transfer from Highway Aid	176,959.64	174,000.00	2,959.64	101.7%
392.90 · Transfer - Unreserved Fund Bal.	0.00	145,160.00	-145,160.00	0.0%
<b>Total 392 · Interfund Transfers</b>	<u>184,428.42</u>	<u>326,629.00</u>	<u>-142,200.58</u>	<u>56.5%</u>
<b>Total Income</b>	<u>1,331,445.18</u>	<u>4,708,990.00</u>	<u>-3,377,544.82</u>	<u>28.3%</u>
<b>Gross Profit</b>	<u>1,331,445.18</u>	<u>4,708,990.00</u>	<u>-3,377,544.82</u>	<u>28.3%</u>
<b>Expense</b>				
<b>400 · Borough Council</b>				
400.05 · Salary - Council	2,100.00	8,400.00	-6,300.00	25.0%
400.24 · Council Meeting Expenses	0.00	1,000.00	-1,000.00	0.0%
400.42 · Subscriptions/Memberships-Boro	5,288.65	8,260.00	-2,971.35	64.0%
400.46 · Meetings, Confrences & Training	3,312.34	6,000.00	-2,687.66	55.2%
<b>Total 400 · Borough Council</b>	<u>10,700.99</u>	<u>23,660.00</u>	<u>-12,959.01</u>	<u>45.2%</u>
<b>400.0 · Borough Administration</b>				
400.43 · Subscriptions-Dues	928.48			
<b>Total 400.0 · Borough Administration</b>	<u>928.48</u>			
<b>401 · Mayor</b>				
401.05 · Salary - Mayor	525.00	1,800.00	-1,275.00	29.2%
401.42 · Subscriptions/Memberships-Mayor	10.00	130.00	-120.00	7.7%
<b>Total 401 · Mayor</b>	<u>535.00</u>	<u>1,930.00</u>	<u>-1,395.00</u>	<u>27.7%</u>
<b>402 · Auditing &amp; Financial Admin</b>				
402.31 · Auditing - Professional Auditor	12,899.81	12,500.00	399.81	103.2%
402.45 · Payroll Contract	2,682.65	6,800.00	-4,117.35	39.5%
<b>Total 402 · Auditing &amp; Financial Admin</b>	<u>15,582.46</u>	<u>19,300.00</u>	<u>-3,717.54</u>	<u>80.7%</u>
<b>403 · Tax Collection</b>				
403.11 · Salary - Property Tax Collector	120.00	480.00	-360.00	25.0%
403.35 · Bonds - Property Tax Collector	0.00	544.00	-544.00	0.0%
403.46 · Jordan-Liens-Revivals-SherSales	780.00	12,000.00	-11,220.00	6.5%
403.461 · Jordan Tax - TCF Fees	11,026.65	18,000.00	-6,973.35	61.3%
403.462 · Jordan Tax - R/E Tax Collec Fee	0.00	7,500.00	-7,500.00	0.0%
403.463 · Jordan Tax-Prior R/E Tax Fee	2,253.54	16,000.00	-13,746.46	14.1%
403.47 · Jordan Act 511 Fees	1,726.74	8,000.00	-6,273.26	21.6%
403.48 · Jordan-Act 32 SWTax District	4,280.78	15,500.00	-11,219.22	27.6%
403.76 · Rad Tax Payment	3,919.41	2,500.00	1,419.41	156.8%
<b>Total 403 · Tax Collection</b>	<u>24,107.12</u>	<u>80,524.00</u>	<u>-56,416.88</u>	<u>29.9%</u>
<b>404 · Solicitor/Legal Services</b>				
404.31 · Solicitor Expenses	29,331.82	50,000.00	-20,668.18	58.7%
404.40 · Legal-Litigation	0.00	1,000.00	-1,000.00	0.0%
<b>Total 404 · Solicitor/Legal Services</b>	<u>29,331.82</u>	<u>51,000.00</u>	<u>-21,668.18</u>	<u>57.5%</u>
<b>405 · Administrative Staff</b>				
405.10 · Salary - Manager	44,350.00	78,795.00	-34,445.00	56.3%
405.11 · Salary - Treasurer	750.00	3,000.00	-2,250.00	25.0%
405.12 · Salary - Full Time Staff	21,424.02	85,696.00	-64,271.98	25.0%
405.15 · Administrative Intern	0.00	3,500.00	-3,500.00	0.0%
405.154 · Health & Accident & STD	207.55	1,000.00	-792.45	20.8%
405.156 · Hospitalization	17,023.27	58,000.00	-40,976.73	29.4%
405.161 · Social Security	3,841.22	13,000.00	-9,158.78	29.5%
405.162 · Unemployment Compensation	21.38	1,100.00	-1,078.62	1.9%
405.163 · FSA	27.79	1,500.00	-1,472.21	1.9%
405.164 · HRA	207.42	3,000.00	-2,792.58	6.9%
405.33 · Transportation Reimbursement	13.00	250.00	-237.00	5.2%
405.35 · Bonds	951.00	1,000.00	-49.00	95.1%
405.354 · Worker's Compensation	201.32	650.00	-448.68	31.0%

**BOROUGH OF CRAFTON**  
**GENERAL FUND FINANCIAL REPORT**  
January 1, through March 31, 2020

	Jan - Mar 20	Budget	\$ Over Bud...	% of ...
405.42 · Dues, Subscriptions, Membership	70.00	900.00	-830.00	7.8%
405.46 · Meetings, Conferences, Training	765.00	2,000.00	-1,235.00	38.3%
<b>Total 405 · Administrative Staff</b>	<b>89,852.97</b>	<b>253,391.00</b>	<b>-163,538.03</b>	<b>35.5%</b>
<b>406 · General Administration</b>				
406.21 · Office Supplies/Postage	1,870.99	4,000.00	-2,129.01	46.8%
406.26 · Minor Equipment	599.99	1,500.00	-900.01	40.0%
406.32 · Communications	662.73	4,500.00	-3,837.27	14.7%
406.34 · Advertising	207.90	3,500.00	-3,292.10	5.9%
406.356 · Drug & Alcohol Testing	0.00	200.00	-200.00	0.0%
406.37 · Maint. & Repairs Equipment	37.20	2,000.00	-1,962.80	1.9%
406.38 · Equipment Rentals	2,668.13	11,000.00	-8,331.87	24.3%
406.74 · Major Equipment	0.00	3,000.00	-3,000.00	0.0%
<b>Total 406 · General Administration</b>	<b>6,046.94</b>	<b>29,700.00</b>	<b>-23,653.06</b>	<b>20.4%</b>
<b>407-408 · Other Professional Services</b>				
407.25 · Computer HW/SW Maint	0.00	400.00	-400.00	0.0%
407.32 · IT Expenses	1,456.50	12,000.00	-10,543.50	12.1%
407.42 · Subscription Service/SaaS	17,007.95	17,620.00	-612.05	96.5%
408.31 · Engineering - General Services	5,878.47	45,000.00	-39,121.53	13.1%
408.315 · Engineering - Retainer	300.00	1,200.00	-900.00	25.0%
<b>Total 407-408 · Other Professional Services</b>	<b>24,642.92</b>	<b>76,220.00</b>	<b>-51,577.08</b>	<b>32.3%</b>
<b>409 · Municipal Properties</b>				
409.21 · Maintenance Supplies	88.20	1,650.00	-1,561.80	5.3%
409.36 · Utilities	8,482.31	23,000.00	-14,517.69	36.9%
409.361 · Utilities - District Magistrate	1,931.16	6,500.00	-4,568.84	29.7%
409.37 · Repairs/Maintenance	6,167.92	20,000.00	-13,832.08	30.8%
409.371 · Repairs/Maint- Dist. Magistrate	1,249.47	2,000.00	-750.53	62.5%
409.45 · Contracts - Custodian/Mats	2,628.25	11,000.00	-8,371.75	23.9%
409.50 · Municipal Prop. Misc.	3,648.09	5,600.00	-1,951.91	65.1%
409.71 · Cap Improvements - Dist. Magist	0.00	5,000.00	-5,000.00	0.0%
409.76 · Deposit/Refunds-Community Room	900.00	1,700.00	-800.00	52.9%
<b>Total 409 · Municipal Properties</b>	<b>25,095.40</b>	<b>76,450.00</b>	<b>-51,354.60</b>	<b>32.8%</b>
<b>410 · Police Services</b>				
410.12 · Salaries - Police Officers	187,201.67	753,100.00	-565,898.33	24.9%
410.121 · Salary - Chief	25,098.78	100,395.00	-75,296.22	25.0%
410.13 · Longevity - Police	1,750.00	5,500.00	-3,750.00	31.8%
410.14 · Salary - Police Secretary	8,901.90	36,500.00	-27,598.10	24.4%
410.154 · Health & Accident & STD	1,076.55	4,500.00	-3,423.45	23.9%
410.156 · Hospitalization	34,083.29	135,000.00	-100,916.71	25.2%
410.161 · Social Security	21,188.72	79,000.00	-57,811.28	26.8%
410.162 · Unemployment Compensation	802.50	5,500.00	-4,697.50	14.6%
410.163 · FSA	1,001.44	5,500.00	-4,498.56	18.2%
410.164 · HRA	1,058.94	6,000.00	-4,941.06	17.6%
410.18 · Wages - Crossing Guards	27,830.04	89,100.00	-61,269.96	31.2%
410.181 · Wages - Jail Guards	0.00	1,000.00	-1,000.00	0.0%
410.19 · O.T. Police (see 380.12 Reimb.)	5,295.70	20,000.00	-14,704.30	26.5%
410.191 · Court /School - Reimb Expenses	1,204.00	3,500.00	-2,296.00	34.4%
410.192 · Court Overtime	16,633.38	50,000.00	-33,366.62	33.3%
410.193 · DANET O.T. (See 380.05 offset)	1,376.95	4,000.00	-2,623.05	34.4%
410.21 · Office Supplies/Postage	497.98	2,800.00	-2,302.02	17.8%
410.22 · Ammunition	0.00	1,500.00	-1,500.00	0.0%
410.23 · Uniform Allowance	1,717.52	12,550.00	-10,832.48	13.7%
410.232 · Uniform Allowance - Crossing Gu	0.00	500.00	-500.00	0.0%
410.24 · Fuel Expense	3,131.38	11,000.00	-7,868.62	28.5%
410.25 · Maintenance Equip.-Supplies	380.67	2,800.00	-2,419.33	13.6%
410.26 · Minor Equipment	0.00	5,000.00	-5,000.00	0.0%
410.32 · Communications	2,896.53	10,500.00	-7,603.47	27.6%
410.321 · IT Expense	1,588.50	7,000.00	-5,411.50	22.7%
410.354 · Worker's Compensation	15,358.68	46,100.00	-30,741.32	33.3%
410.355 · Worker's Comp.--School Guards	2,098.24	6,300.00	-4,201.76	33.3%
410.37 · Vehicle Maintenance	1,880.54	6,500.00	-4,619.46	28.9%
410.42 · Dues Police Chief	950.00	1,000.00	-50.00	95.0%
410.421 · Dues - Police Officers	0.00	1,000.00	-1,000.00	0.0%

**BOROUGH OF CRAFTON**  
**GENERAL FUND FINANCIAL REPORT**  
January 1, through March 31, 2020

	Jan - Mar 20	Budget	\$ Over Bud...	% of ...
410.45 · Animal Control	900.00	4,000.00	-3,100.00	22.5%
410.53 · Civil Service Commission	0.00	300.00	-300.00	0.0%
410.74 · Capital Outlay	0.00	90,000.00	-90,000.00	0.0%
410.75 · Training - Police Officers	1,401.67	7,000.00	-5,598.33	20.0%
410.751 · Training - Police Chief	75.00	1,000.00	-925.00	7.5%
410.76 · Computer Expense	2,692.00	6,000.00	-3,308.00	44.9%
410.77 · Video Recording Devices	0.00	8,000.00	-8,000.00	0.0%
<b>Total 410 · Police Services</b>	<b>370,072.57</b>	<b>1,529,445.00</b>	<b>-1,159,372.43</b>	<b>24.2%</b>
<b>411 · Fire Protection</b>				
411.02 · Foreign Fire Relief	0.00	27,000.00	-27,000.00	0.0%
411.354 · Worker's Compensation	3,477.00	17,000.00	-13,523.00	20.5%
411.38 · Hydrant Rental	5,591.97	23,800.00	-18,208.03	23.5%
411.53 · Annual Contribution	28,950.73	116,500.00	-87,549.27	24.9%
411.90 · Trf to Fire Equip Fund	0.00	37,400.00	-37,400.00	0.0%
411.901 · Trf to Minor Equip. SCBA Fund	0.00	22,000.00	-22,000.00	0.0%
<b>Total 411 · Fire Protection</b>	<b>38,019.70</b>	<b>243,700.00</b>	<b>-205,680.30</b>	<b>15.6%</b>
<b>413-414 · Code Enforcement &amp; Zoning</b>				
413.13 · Salary - Ordinance Officer	2,969.26			
413.14 · Zoning Inspections	1,200.00	9,500.00	-8,300.00	12.6%
413.15 · Wages - Part Time Staff	3,288.38	29,000.00	-25,711.62	11.3%
413.161 · Social Security	478.72	2,000.00	-1,521.28	23.9%
413.162 · Unemployment Compensation	0.00	500.00	-500.00	0.0%
413.21 · Office Supplies	60.90	700.00	-639.10	8.7%
413.24 · Fuel	28.55	500.00	-471.45	5.7%
413.28 · Uniforms	0.00	250.00	-250.00	0.0%
413.32 · Communic/Internet - Ord. Offcr	351.05	2,200.00	-1,848.95	16.0%
413.354 · Worker's Compensation	22.32	70.00	-47.68	31.9%
413.37 · Vehicle Repairs	31.50	1,500.00	-1,468.50	2.1%
413.45 · Demolition-Blight Props	89.82	40,000.00	-39,910.18	0.2%
413.46 · Training & Education	0.00	1,500.00	-1,500.00	0.0%
413.47 · Bldg Permit DCED	0.00	300.00	-300.00	0.0%
414.12 · Bldg Permit-Inspection Fees	3,559.00	13,500.00	-9,941.00	26.4%
414.14 · ZHB - Court Reporter/Sec'y	0.00	500.00	-500.00	0.0%
414.21 · ZHB Office-Adv-Postage	0.00	200.00	-200.00	0.0%
414.31 · ZHB Legal Services	0.00	1,200.00	-1,200.00	0.0%
414.46 · Recodify Boro Ordinances	1,195.00	4,000.00	-2,805.00	29.9%
<b>Total 413-414 · Code Enforcement &amp; Zoning</b>	<b>13,274.50</b>	<b>107,420.00</b>	<b>-94,145.50</b>	<b>12.4%</b>
<b>427 · Sanitation Contract</b>				
427.10 · Garbage Contract	162,339.20	487,018.00	-324,678.80	33.3%
427.12 · Recycling Contract	25,940.80	77,822.00	-51,881.20	33.3%
<b>Total 427 · Sanitation Contract</b>	<b>188,280.00</b>	<b>564,840.00</b>	<b>-376,560.00</b>	<b>33.3%</b>
<b>430 · Public Works Department</b>				
430.10 · Salary - P/W Supervisor	19,570.02	78,280.00	-58,709.98	25.0%
430.14 · Salaries - Full Time Employees	83,090.72	330,000.00	-246,909.28	25.2%
430.15 · Wages - Reg. Overtime Pay	192.54	5,000.00	-4,807.46	3.9%
430.154 · Health & Accident & STD	632.55	2,600.00	-1,967.45	24.3%
430.156 · Hospitalization	25,152.89	100,000.00	-74,847.11	25.2%
430.16 · Wages - P/W Part Time	0.00	2,000.00	-2,000.00	0.0%
430.161 · Social Security	8,028.65	33,200.00	-25,171.35	24.2%
430.162 · Unemployment Compensation	133.95	2,700.00	-2,566.05	5.0%
430.163 · FSA	500.00	3,000.00	-2,500.00	16.7%
430.164 · HRA	1,429.72	5,000.00	-3,570.28	28.6%
430.18 · Wages - P/W Seasonal Employment	520.00	23,000.00	-22,480.00	2.3%
430.21 · Public Works - Misc. Supplies	570.68	2,500.00	-1,929.32	22.8%
430.23 · Uniforms	1,635.82	6,000.00	-4,364.18	27.3%
430.24 · Fuel	3,097.10	12,000.00	-8,902.90	25.8%
430.25 · Repairs - Maintenance	9,457.75	12,000.00	-2,542.25	78.8%
430.26 · Small Tools	1,279.17	2,500.00	-1,220.83	51.2%
430.32 · Communications	942.54	3,500.00	-2,557.46	26.9%
430.354 · Worker's Compensation	9,179.80	27,600.00	-18,420.20	33.3%
430.356 · Drug/Alcohol Testing	0.00	500.00	-500.00	0.0%
430.36 · Utilities	2,429.31	7,000.00	-4,570.69	34.7%

**BOROUGH OF CRAFTON**  
**GENERAL FUND FINANCIAL REPORT**  
 January 1, through March 31, 2020

	<u>Jan - Mar 20</u>	<u>Budget</u>	<u>\$ Over Bud...</u>	<u>% of ...</u>
430.37 · Vehicle Repairs	10,957.90	14,000.00	-3,042.10	78.3%
430.42 · Licenses, Permits and Training	325.00	800.00	-475.00	40.6%
430.74 · Equipment Purchases	910.75	7,000.00	-6,089.25	13.0%
432.14 · Wages - Snow Removal Overtime	2,788.37	10,000.00	-7,211.63	27.9%
432.22 · Anti-Skid Materials	14,856.65	55,000.00	-40,143.35	27.0%
433.22 · Signs & Posts	1,849.07	3,000.00	-1,150.93	61.6%
433.45 · Traffic Signals Maintenance	3,275.00	2,000.00	1,275.00	163.8%
433.451 · Traffic Signals - Elect. Supply	1,570.08	6,500.00	-4,929.92	24.2%
434.45 · Street Lighting - Elect. Supply	20,625.64	85,000.00	-64,374.36	24.3%
435.22 · Material - Curbing Supplies	0.00	500.00	-500.00	0.0%
435.245 · Material - Stairs and Sidewalks	0.00	4,000.00	-4,000.00	0.0%
438.22 · Material- Roads Supplies	3,781.59	10,000.00	-6,218.41	37.8%
438.38 · Rental Equipment	179.54	5,000.00	-4,820.46	3.6%
<b>Total 430 · Public Works Department</b>	<b>228,962.80</b>	<b>861,180.00</b>	<b>-632,217.20</b>	<b>26.6%</b>
<b>452-453 · Recreation</b>				
452.14 · Wages - Pool Personnel	-20.94	73,000.00	-73,020.94	-0.0%
452.15 · Wages - Pool Concess.	0.00	12,000.00	-12,000.00	0.0%
452.161 · Social Security	0.00	7,000.00	-7,000.00	0.0%
452.162 · Unemployment Compensation	0.00	2,300.00	-2,300.00	0.0%
452.20 · Pool Lic., Pmts,Trng, Clrnc	0.00	1,500.00	-1,500.00	0.0%
452.21 · Maintenance Supplies	0.00	2,200.00	-2,200.00	0.0%
452.22 · Pool Filter- Repairs & Supplies	0.00	12,000.00	-12,000.00	0.0%
452.23 · Operating Supplies	0.00	4,000.00	-4,000.00	0.0%
452.25 · Pool- Repairs & Maintenance	959.76	3,000.00	-2,040.24	32.0%
452.26 · Pool Minor Equipment	0.00	2,000.00	-2,000.00	0.0%
452.27 · Computer H/W & Internet	209.07	1,000.00	-790.93	20.9%
452.32 · Communications	137.10	500.00	-362.90	27.4%
452.354 · Worker's Compensation	1,835.96	5,500.00	-3,664.04	33.4%
452.36 · Utilities	187.11	12,800.00	-12,612.89	1.5%
452.37 · Pool & Building - Rep/Maint	0.00	3,000.00	-3,000.00	0.0%
452.371 · Concession - Rep/Maint/Eq	0.00	2,500.00	-2,500.00	0.0%
452.72 · Capital Improvements	0.00	5,000.00	-5,000.00	0.0%
452.725 · Recreation Fundraising Purchase	0.00	7,000.00	-7,000.00	0.0%
453.21 · Supplies - Concession Stand	0.00	14,000.00	-14,000.00	0.0%
453.23 · Sr. Dinner (offset 367.50)	303.90	8,000.00	-7,696.10	3.8%
453.37 · Maint/Repairs - Mini Golf	0.00	300.00	-300.00	0.0%
453.49 · Rec. Activities - Expenses	237.90	700.00	-462.10	34.0%
<b>Total 452-453 · Recreation</b>	<b>3,849.86</b>	<b>179,300.00</b>	<b>-175,450.14</b>	<b>2.1%</b>
<b>454 · Parks</b>				
454.25 · Maintenance Supplies	0.00	1,000.00	-1,000.00	0.0%
454.26 · Minor Equipment	8.95	2,500.00	-2,491.05	0.4%
454.36 · Utilities	1,556.29	5,000.00	-3,443.71	31.1%
454.37 · Maintenance - Repairs Services	3,054.41	24,000.00	-20,945.59	12.7%
454.75 · Park Equip.- Cap.Improvements	0.00	5,000.00	-5,000.00	0.0%
454.76 · Deposit/Refunds - Park Shelters	0.00	1,500.00	-1,500.00	0.0%
<b>Total 454 · Parks</b>	<b>4,619.65</b>	<b>39,000.00</b>	<b>-34,380.35</b>	<b>11.8%</b>
<b>455 · Shade Trees</b>				
455.22 · Shade Tree Operating Supplies	0.00	500.00	-500.00	0.0%
455.37 · Shade Tree Health Maintenance	0.00	60,000.00	-60,000.00	0.0%
455.44 · Shade Tree - Arborist	0.00	1,500.00	-1,500.00	0.0%
455.45 · Tree Plantings	0.00	3,000.00	-3,000.00	0.0%
455.46 · Boro Gardens	0.00	700.00	-700.00	0.0%
<b>Total 455 · Shade Trees</b>	<b>0.00</b>	<b>65,700.00</b>	<b>-65,700.00</b>	<b>0.0%</b>
<b>456 · Libraries</b>				
456.54 · Annual Contributions	20,500.02	82,000.00	-61,499.98	25.0%
<b>Total 456 · Libraries</b>	<b>20,500.02</b>	<b>82,000.00</b>	<b>-61,499.98</b>	<b>25.0%</b>

**BOROUGH OF CRAFTON**  
**GENERAL FUND FINANCIAL REPORT**  
January 1, through March 31, 2020

	Jan - Mar 20	Budget	\$ Over Bud...	% of ...
<b>457-459 · Community Activities</b>				
457.295 · Seasonal Decorations	15.37	650.00	-634.63	2.4%
457.50 · Military Banner Expenses	343.08	2,200.00	-1,856.92	15.6%
458.22 · Community Center Supplies	0.00	250.00	-250.00	0.0%
459.56 · Borough Tributes	432.72	400.00	32.72	108.2%
459.57 · Misc. Contributions	0.00	200.00	-200.00	0.0%
<b>Total 457-459 · Community Activities</b>	<b>791.17</b>	<b>3,700.00</b>	<b>-2,908.83</b>	<b>21.4%</b>
<b>462-463 · Community &amp; Economic Develop</b>				
462.22 · Newsletter-Printing/Postage	3,085.86	14,000.00	-10,914.14	22.0%
462.34 · Advertising & Promotions	0.00	2,000.00	-2,000.00	0.0%
462.72 · Design & Mobility Improvements	0.00	60,000.00	-60,000.00	0.0%
<b>Total 462-463 · Community &amp; Economic Develop</b>	<b>3,085.86</b>	<b>76,000.00</b>	<b>-72,914.14</b>	<b>4.1%</b>
<b>471 · Debt Services - Principal</b>				
471.35 · PNC - Heavy Equipment Lease	4,394.28	12,881.00	-8,486.72	34.1%
471.351 · PNC - Dump Truck Lease	5,522.17	22,422.00	-16,899.83	24.6%
<b>Total 471 · Debt Services - Principal</b>	<b>9,916.45</b>	<b>35,303.00</b>	<b>-25,386.55</b>	<b>28.1%</b>
<b>472 · Debt Services - Interest</b>				
472.35 · PNC - Heavy Equipment Lease	351.52	1,357.00	-1,005.48	25.9%
472.351 · PNC- Dump Truck Lease	847.22	3,055.00	-2,207.78	27.7%
<b>Total 472 · Debt Services - Interest</b>	<b>1,198.74</b>	<b>4,412.00</b>	<b>-3,213.26</b>	<b>27.2%</b>
<b>483 · Agency And Trust</b>				
483.01 · Police Pension Contrib.	12,922.49	42,000.00	-29,077.51	30.8%
483.10 · Police Pension Fund MMO	0.00	68,500.00	-68,500.00	0.0%
483.30 · Employee Pension Fund MMO	0.00	86,915.00	-86,915.00	0.0%
<b>Total 483 · Agency And Trust</b>	<b>12,922.49</b>	<b>197,415.00</b>	<b>-184,492.51</b>	<b>6.5%</b>
<b>486 · Insurance</b>				
486.01 · Compreh. Liability/Property Ins	84,092.00	84,000.00	92.00	100.1%
486.03 · Drug Screening	0.00	2,000.00	-2,000.00	0.0%
486.81 · Property Loss Claims-Borough	0.00	10,000.00	-10,000.00	0.0%
<b>Total 486 · Insurance</b>	<b>84,092.00</b>	<b>96,000.00</b>	<b>-11,908.00</b>	<b>87.6%</b>
<b>491 · Refunds of Prior Year Expenses</b>				
491.02 · RE Tax Refund - Prior	0.00	2,000.00	-2,000.00	0.0%
491.03 · Refunds - LST	34.00	400.00	-366.00	8.5%
491.06 · Refunds - Trash Collection	0.00	300.00	-300.00	0.0%
491.50 · Service Tax Credit - R/E Refund	0.00	1,100.00	-1,100.00	0.0%
491.51 · Service Tax Credit - EIT Refund	0.00	1,300.00	-1,300.00	0.0%
<b>Total 491 · Refunds of Prior Year Expenses</b>	<b>34.00</b>	<b>5,100.00</b>	<b>-5,066.00</b>	<b>0.7%</b>
<b>492 · Interfund Operating Transfers</b>				
492.04 · Transfer to Celebrates Fund	0.00	6,300.00	-6,300.00	0.0%
<b>Total 492 · Interfund Operating Transfers</b>	<b>0.00</b>	<b>6,300.00</b>	<b>-6,300.00</b>	<b>0.0%</b>
<b>499 · Emergency Declaration Expenses</b>				
499.99 · COVID-19 Expneses	202.66			
<b>Total 499 · Emergency Declaration Expenses</b>	<b>202.66</b>			
<b>Total Expense</b>	<b>1,206,646.57</b>	<b>4,708,990.00</b>	<b>-3,502,343.43</b>	<b>25.6%</b>
<b>Net Income</b>	<b>124,798.61</b>	<b>0.00</b>	<b>124,798.61</b>	<b>100.0%</b>

## Crafton Celebrates Financial Report

January 1, through March 31, 2020

	Jan -...	Budget	\$ Over B...	% of...
<b>Income</b>				
367.00 - Celebrates Income	300.00	34,000.00	-33,700.00	0.9%
391.01 Trf from General Fund	0.00	6,300.00	-6,300.00	0.0%
<b>Total Income</b>	<b>300.00</b>	<b>40,300.00</b>	<b>-40,000.00</b>	<b>0.7%</b>
<b>Expense</b>				
457.01 Celebrates Expense				
457.21 Misc. Expenses	0.00	200.00	-200.00	0.0%
457.22 Marketing & Mailers	0.00	2,500.00	-2,500.00	0.0%
457.31 Celebrates Fireworks	0.00	8,000.00	-8,000.00	0.0%
457.35 Event Security	0.00	1,100.00	-1,100.00	0.0%
457.38 Attractions & Rentals	0.00	20,000.00	-20,000.00	0.0%
457.39 Entertainment-Stage	0.00	3,500.00	-3,500.00	0.0%
457.41 Booth Expenses	0.00	3,000.00	-3,000.00	0.0%
<b>Total 457.01 Celebrates Expense</b>	<b>0.00</b>	<b>38,300.00</b>	<b>-38,300.00</b>	<b>0.0%</b>
<b>Total Expense</b>	<b>0.00</b>	<b>38,300.00</b>	<b>-38,300.00</b>	<b>0.0%</b>
<b>Net Income</b>	<b>300.00</b>	<b>2,000.00</b>	<b>-1,700.00</b>	<b>15.0%</b>

## Road Tax Fund FINANCIAL REPORT

January through March 2020

	Jan - M...	Budget	\$ Over Bu...	% of Bu...
<b>Income</b>				
301.10 Road Tax - Current	71,099.21	490,679.00	-419,579.79	14.5%
301.20 Road Tax - Prior	6,911.20	20,000.00	-13,088.80	34.6%
319.01 Road Tax Pen/Int	1,060.24	5,000.00	-3,939.76	21.2%
380.01 Refund Prior Expenses	0.00	0.00	0.00	0.0%
392.31 TRF- Road Fund Reserve	0.00	465,379.00	-465,379.00	0.0%
<b>Total Income</b>	<b>79,070.65</b>	<b>981,058.00</b>	<b>-901,987.35</b>	<b>8.1%</b>
<b>Gross Profit</b>	<b>79,070.65</b>	<b>981,058.00</b>	<b>-901,987.35</b>	<b>8.1%</b>
<b>Expense</b>				
408.31 Engineering - Roads	11,117.50	90,000.00	-78,882.50	12.4%
408.315 Engineering - GLG	16,143.63			
421.00 Bank Fees	0.00	0.00	0.00	0.0%
437.25 Equipment Repairs	0.00	3,000.00	-3,000.00	0.0%
438.22 In-House Paving Material	0.00	17,000.00	-17,000.00	0.0%
438.45 Road - Contract Services	0.00	40,000.00	-40,000.00	0.0%
439.45 Road Paving Program	0.00	403,045.00	-403,045.00	0.0%
439.455 Road Program-Prior Year	0.00	300,000.00	-300,000.00	0.0%
491.10 Tax Refunds - Current	0.00	1,000.00	-1,000.00	0.0%
491.20 Tax Refund - Prior	0.00	1,000.00	-1,000.00	0.0%
492.30 Trf. to Capital Projects	0.00	126,013.00	-126,013.00	0.0%
<b>Total Expense</b>	<b>27,261.13</b>	<b>981,058.00</b>	<b>-953,796.87</b>	<b>2.8%</b>
<b>Net Income</b>	<b>51,809.52</b>	<b>0.00</b>	<b>51,809.52</b>	<b>100.0%</b>



# Sewer Fund FINANCIAL REPORT


January 1, through March 31, 2020

	Jan - Mar 20	Budget	\$ Over Budget	% of B...
<b>Income</b>				
319 · Interest/Penalty-Jordan	4,438.57	16,000.00	-11,561.43	27.7%
341 · Interest on Investment-PLGIT	5,254.66	25,000.00	-19,745.34	21.0%
357.04 · GROW Grant Disbursement	0.00	94,053.00	-94,053.00	0.0%
364 · Current Sewer User Fees	496,289.16	2,074,000.00	-1,577,710.84	23.9%
364.01 · Delinquent Sewer User Fees	2,285.28	12,000.00	-9,714.72	19.0%
380 · Other - Alcosan Billing Reimb.	7,339.02	7,500.00	-160.98	97.9%
382 · Misc Income	105.68			
383.10 · Sewer Tap In Fees	1,500.00			
392.08 · Trf from Sewer Fund Reserve	0.00	34,000.00	-34,000.00	0.0%
<b>Total Income</b>	<b>517,212.37</b>	<b>2,262,553.00</b>	<b>-1,745,340.63</b>	<b>22.9%</b>
<b>Gross Profit</b>	<b>517,212.37</b>	<b>2,262,553.00</b>	<b>-1,745,340.63</b>	<b>22.9%</b>
<b>Expense</b>				
408.312 · Engineering - General Projects	10,240.15	50,000.00	-39,759.85	20.5%
408.314 · Engineering - GROW Projects	25,626.75	10,000.00	15,626.75	256.3%
408.316 · Engineering - Consent Order	16,744.90	90,000.00	-73,255.10	18.6%
421 · Office Supplies-Postage	344.10	1,000.00	-655.90	34.4%
425 · Maint/Rep.Materials	979.81	4,000.00	-3,020.19	24.5%
430 · Billing Fee - PAWC/Jordan	886.27	25,000.00	-24,113.73	3.5%
436 · Alcosan - Qtrly Usage Chgs	265,762.83	1,106,000.00	-840,237.17	24.0%
437 · Equipment Repairs	359.96	5,000.00	-4,640.04	7.2%
438 · Fuel - Sweeper- Trk#108	769.09	5,000.00	-4,230.91	15.4%
442 · Dues - Permits	3,228.00	7,920.00	-4,692.00	40.8%
445 · Vactor charge	0.00	4,000.00	-4,000.00	0.0%
446 · Munic. Claim Commission	627.67	4,000.00	-3,372.33	15.7%
470.1 · Principal - Pennvest I	20,360.49	55,378.00	-35,017.51	36.8%
470.2 · Principal - Pennvest II	3,312.55	40,100.00	-36,787.45	8.3%
471.1 · Interest - Pennvest I	4,315.74	10,960.00	-6,644.26	39.4%
471.2 · Interest - Pennvest II	733.43	8,450.00	-7,716.57	8.7%
471.35 · Principal - PNC - ELGIN Sweeper	12,630.79	51,260.00	-38,629.21	24.6%
472.35 · Interest - PNC - ELGIN Sweeper	2,146.49	7,850.00	-5,703.51	27.3%
473.702 · General Project Construction	4,500.00	205,000.00	-200,500.00	2.2%
473.704 · GROW Project Construction	0.00	95,053.00	-95,053.00	0.0%
473.706 · Consent Order - Contract Work	43,312.35	400,000.00	-356,687.65	10.8%
491 · Refunds	0.00	3,500.00	-3,500.00	0.0%
492.18 · Transfer to Capital Projects	0.00	65,082.00	-65,082.00	0.0%
493.01 · Backflow Prevention Program	0.00	8,000.00	-8,000.00	0.0%
<b>Total Expense</b>	<b>416,881.37</b>	<b>2,262,553.00</b>	<b>-1,845,671.63</b>	<b>18.4%</b>
<b>Net Income</b>	<b>100,331.00</b>	<b>0.00</b>	<b>100,331.00</b>	<b>100.0%</b>

**Capital Projects Reserve Fund**  
**CAPITAL PROJECT RESERVE FUND FINANCIAL REPORT**  
 January 1, through March 31, 2020

	<u>Jan - M...</u>	<u>Budget</u>	<u>\$ Over Bud...</u>	<u>% of B...</u>
<b>Income</b>				
<b>355 - State Grants</b>				
355.08-Sewer & Water	0.00	0.00	0.00	0.0%
355.09-Facilities	0.00	0.00	0.00	0.0%
355.10-Public Safety	0.00	0.00	0.00	0.0%
355.13-Blight Remediation	0.00	0.00	0.00	0.0%
355.30-General Infrastructure	0.00	0.00	0.00	0.0%
355.31-Road & Street	0.00	704,051.00	-704,051.00	0.0%
355.54-Parks & Recreation	0.00	175,000.00	-175,000.00	0.0%
355.62-Community Development	0.00	0.00	0.00	0.0%
355.90-Other/Misc State Grants	0.00	0.00	0.00	0.0%
<b>Total 355 - State Grants</b>	<b>0.00</b>	<b>879,051.00</b>	<b>-879,051.00</b>	<b>0.0%</b>
<b>357 - County &amp; Agency Grants</b>				
357.08-Sewer & Water	0.00	507,000.00	-507,000.00	0.0%
357.09-Facilities	0.00	0.00	0.00	0.0%
357.10-Public Safety	0.00	0.00	0.00	0.0%
357.13-Blight Remediation	0.00	0.00	0.00	0.0%
357.30-General Infrastructure	0.00	28,000.00	-28,000.00	0.0%
357.31-Road & Street	0.00	0.00	0.00	0.0%
357.54-Parks & Recreation	0.00	200,000.00	-200,000.00	0.0%
357.62-Community Development	0.00	0.00	0.00	0.0%
357.90-Other/Misc. Grants	0.00	0.00	0.00	0.0%
<b>Total 357 - County &amp; Agency Grants</b>	<b>0.00</b>	<b>735,000.00</b>	<b>-735,000.00</b>	<b>0.0%</b>
<b>392 - Interfund Transfers</b>				
392.01-Trf from General Fund	0.00	0.00	0.00	0.0%
392.08-Trf from Sewer Fund	0.00	65,082.00	-65,082.00	0.0%
392.31-Trf from Road Fund	0.00	126,013.00	-126,013.00	0.0%
<b>Total 392 - Interfund Transfers</b>	<b>0.00</b>	<b>191,095.00</b>	<b>-191,095.00</b>	<b>0.0%</b>
<b>393 - Reserve Transfers</b>				
393.01-Trf from Unreserved Fund	0.00	0.00	0.00	0.0%
393.08-Trf from Sewer Reserve	0.00	102,918.00	-102,918.00	0.0%
393.18-Trf from Cap. Proj. Resv	0.00	0.00	0.00	0.0%
393.31-Trf from Road Reserve	0.00	0.00	0.00	0.0%
<b>Total 393 - Reserve Transfers</b>	<b>0.00</b>	<b>102,918.00</b>	<b>-102,918.00</b>	<b>0.0%</b>
<b>399 - Other Revenues &amp; Payments</b>				
399.01-Miscellaneous	0.00	0.00	0.00	0.0%
399.05-Refunds	0.00	0.00	0.00	0.0%
<b>Total 399 - Other Revenues &amp; Payments</b>	<b>0.00</b>	<b>0.00</b>	<b>0.00</b>	<b>0.0%</b>
<b>Total Income</b>	<b>0.00</b>	<b>1,908,064.00</b>	<b>-1,908,064.00</b>	<b>0.0%</b>
<b>Expense</b>				
<b>408 - Engineering</b>				
408.08-Sewer & Water	0.00	225,000.00	-225,000.00	0.0%
408.09-Facilities	0.00	0.00	0.00	0.0%
408.10-Public Safety	0.00	0.00	0.00	0.0%
408.13-Blight Remediation	0.00	0.00	0.00	0.0%
408.30-General Infrastructure	0.00	0.00	0.00	0.0%
408.31-Road & Street	0.00	52,000.00	-52,000.00	0.0%
408.54-Parks & Recreation	0.00	38,000.00	-38,000.00	0.0%
408.62-Community Development	0.00	0.00	0.00	0.0%
408.90-Other/Misc. Projects	0.00	0.00	0.00	0.0%
<b>Total 408 - Engineering</b>	<b>0.00</b>	<b>315,000.00</b>	<b>-315,000.00</b>	<b>0.0%</b>
<b>470 - General Project Expenses</b>				
470.08-Sewer & Water	0.00	450,000.00	-450,000.00	0.0%
470.09-Facilities	0.00	0.00	0.00	0.0%
470.10-Public Safety	0.00	0.00	0.00	0.0%
470.13-Blight Remediation	0.00	0.00	0.00	0.0%
470.30-General Infrastructure	0.00	28,000.00	-28,000.00	0.0%
470.31-Road & Street	0.00	780,064.00	-780,064.00	0.0%
470.54-Parks & Recreation	0.00	335,000.00	-335,000.00	0.0%
470.62-Community Development	0.00	0.00	0.00	0.0%

	<u>Jan - M...</u>	<u>Budget</u>	<u>\$ Over Bud...</u>	<u>% of B...</u>
<b>470.90-Other/Misc. Projects</b>	<u>7,468.78</u>	<u>0.00</u>	<u>7,468.78</u>	<u>100.0%</u>
<b>Total 470 - General Project Expenses</b>	<u>7,468.78</u>	<u>1,593,064.00</u>	<u>-1,585,595.22</u>	<u>0.5%</u>
<b>Total Expense</b>	<u>7,468.78</u>	<u>1,908,064.00</u>	<u>-1,900,595.22</u>	<u>0.4%</u>
<b>Net Income</b>	<u><u>-7,468.78</u></u>	<u><u>0.00</u></u>	<u><u>-7,468.78</u></u>	<u><u>100.0%</u></u>



# Jordan Tax Service, Inc.

102 Rahway Road • McMurray, PA 15317-3349

(412) 835-5243 • Fax (412) 835-5244

(724) 731-2300 • Fax (724) 731-2398

www.jordantax.com

Tax & Record  
Services  
Municipal  
Business  
Individual

April 9, 2020

Borough of Crafton  
Russell McKibben, Interim Manager  
Municipal Building  
100 Stotz Avenue  
Pittsburgh, PA 15205

RE: Delinquent Earned Income & Net Profits Tax  
Collection Summary Report  
March, 2020

Detailed below are the Delinquent Earned Income Tax Collections remitted to the Borough for the Month of March, 2020:

PERIOD	TAX	PEN & INT	MUNICIPAL SHARE (50.00%)	
			MONTH	YEAR TO DATE
2011 and Prior	\$ 255.47	\$ -	\$ 255.47	\$ 3,760.16
Add: Commissions	23.05	-	23.05	370.43
Refunds Issued	-	-	-	-
Net Collections	<u>\$ 278.52</u>	<u>\$ -</u>	<u>\$ 278.52</u>	<u>\$ 4,130.59</u>

Amounts Transferred:

Date	Reference	Amount
03/31/20	Ck #2255	\$ 278.52

Total Transfers \$ 278.52

We have enclosed our invoice for services.

Very truly yours,  
JORDAN TAX SERVICE, INC.


WILLIAM R. LINNERT, JR.

**CURRENT YEAR TO DATE DISTRIBUTIONS**

	Resident Tax Amount	Non- Pen/Int Resident Amount Tax Amount	Costs & Credits	Total Collections	Dist Year	Resident Tax Amount	Non- Pen/Int Resident Amount Tax Amount	TCD Commission	Charges & Credits	Total Distribution
2013 Collections	297.62	0.00 41.84	0.00	339.46	2020	297.62	0.00 41.84	(6.09)	0.00 YTD	\$333.37
2016 Collections	1,666.64	0.00 307.50	0.00	1,974.14	2020	1,666.64	0.00 307.50	(35.53)	0.00 YTD	\$1,938.61
2019 Collections	218,675.25	1,779.80 67.98	0.00	220,523.03	2020	218,675.25	1,779.80 67.98	(3,969.27)	0.00 YTD	\$216,553.76
2020 Collections	9,131.34	40.28 0.00	0.00	9,171.62	2020	9,131.34	40.28 0.00	(165.15)	0.00 YTD	\$9,006.47
2017 Collections	1,511.18	0.00 286.00	0.00	1,797.18	2020	1,511.18	0.00 286.00	(32.35)	0.00 YTD	\$1,764.83
2012 Collections	0.00	0.00 13.00	0.00	13.00	2020	0.00	0.00 13.00	(0.23)	0.00 YTD	\$12.77
2018 Collections	3,143.30	0.00 62.00	0.00	3,205.30	2020	3,143.30	0.00 62.00	(57.59)	0.00 YTD	\$3,147.71
2015 Collections	572.19	0.00 236.50	0.00	808.69	2020	572.19	0.00 236.50	(14.57)	0.00 YTD	\$794.12
2019 Refunds	(7,305.50)	0.00 0.00	0.00	(7,305.50)	2020	(7,305.50)	0.00 0.00	0.00	0.00 YTD	(\$7,305.50)
2018 Refunds	(338.50)	0.00 0.00	0.00	(338.50)	2020	(338.50)	0.00 0.00	0.00	0.00 YTD	(\$338.50)
<b>Current Year To Date</b>	<b>227,353.52</b>	<b>1,820.08 1,014.8</b>	<b>0.00</b>	<b>230,188.42</b>	<b>2020</b>	<b>227,353.52</b>	<b>1,820.08 1,014.8</b>	<b>(4,280.78)</b>	<b>0.00 YTD</b>	<b>\$225,907.64</b>

**BOROUGH OF CRAFTON**  
**Earned Income Tax Collections**  
**January through March 2020**

	<u>Jan - Mar...</u>	<u>Budget</u>	<u>\$ Over Bu...</u>	<u>% of ...</u>
<b>Income</b>				
<b>310 · Act 511 Taxes</b>				
310.21 · EIT - Current	9,171.62	620,000.00	-610,828.38	1.5%
310.22 · EIT - Prior	220,001.98	220,000.00	1.98	100.0%
<b>Total 310 · Act 511 Taxes</b>	<u>229,173.60</u>	<u>840,000.00</u>	<u>-610,826.40</u>	<u>27.3%</u>
<b>319 · Penalty/Interest</b>				
319.12 · P&I - EIT	1,014.82	1,000.00	14.82	101.5%
<b>Total 319 · Penalty/Interest</b>	<u>1,014.82</u>	<u>1,000.00</u>	<u>14.82</u>	<u>101.5%</u>
<b>Total Income</b>	<u>230,188.42</u>	<u>841,000.00</u>	<u>-610,811.58</u>	<u>27.4%</u>
<b>Gross Profit</b>	230,188.42	841,000.00	-610,811.58	27.4%
<b>Expense</b>				
<b>403 · Tax Collection</b>				
403.48 · Jordan-Act 32 SWTax District	4,280.78	15,500.00	-11,219.22	27.6%
<b>Total 403 · Tax Collection</b>	<u>4,280.78</u>	<u>15,500.00</u>	<u>-11,219.22</u>	<u>27.6%</u>
<b>Total Expense</b>	<u>4,280.78</u>	<u>15,500.00</u>	<u>-11,219.22</u>	<u>27.6%</u>
<b>Net Income</b>	<u><u>225,907.64</u></u>	<u><u>825,500.00</u></u>	<u><u>-599,592.36</u></u>	<u><u>27.4%</u></u>



# Jordan Tax Service, Inc.

102 Rahway Road • McMurray, PA 15317-3349

(412) 835-5243 • Fax (412) 835-5244

(724) 731-2300 • Fax (724) 731-2398

www.jordantax.com

Tax & Record  
Services

Municipal

Business

Individual

April 9, 2020

Borough of Crafton  
Russell McKibben, Interim Manager  
Municipal Building  
100 Stotz Avenue  
Pittsburgh, PA 15205

RE: Local Services Tax Collections  
Collection Summary Report  
March, 2020

Detailed below are the Local Services Tax Collections remitted to the Borough for the Collection Period of March 1, 2020 through March 31, 2020:

<u>PERIOD</u>	<u>TAX</u>	<u>PEN &amp; INT</u>	<u>TOTAL COLLECTIONS</u>	<u>YEAR TO DATE</u>
2018 and Prior	\$ -	\$ -	\$ -	\$ 68.00
2019	862.98	-	862.98	11,347.11
2020	-	-	-	-
Total Collections	862.98	-	862.98	11,415.11
Refunds Issued	(34.00)	-	(34.00)	(34.00)
	<u>\$ 828.98</u>	<u>\$ -</u>	<u>\$ 828.98</u>	<u>\$ 11,381.11</u>
Net Collections			<u>\$ 828.98</u>	<u>\$ 11,381.11</u>

Amounts Remitted:


<u>Date</u>	<u>Batch #</u>	<u>Amount</u>
03/04/20	57	\$ 384.02
03/04/20	58	414.96
03/19/20	59	64.00

Total Deposited \$ 862.98

We have enclosed our invoice for services.

Very truly yours,  
JORDAN TAX SERVICE, INC.

WILLIAM R. LINNERT, JR.



# Jordan Tax Service, Inc.

102 Rahway Road • McMurray, PA 15317-3349

(412) 835-5243 • Fax (412) 835-5244

(724) 731-2300 • Fax (724) 731-2398

www.jordantax.com

Tax & Record Services

Municipal

Business

Individual

April 9, 2020

Borough of Crafton  
Russell McKibben, Interim Manager  
Municipal Building  
100 Stotz Avenue  
Pittsburgh, PA 15205

RE: Business Privilege Tax  
Collection Summary Report  
March, 2020

Detailed below are the Business Privilege Tax Collections remitted to the Borough for the Collection Period of March 1, 2020 through March 31, 2020:

<u>PERIOD</u>	<u>TAX</u>	<u>LICENSE</u>	<u>PEN &amp; INT</u>	<u>TOTAL COLLECTIONS</u>	<u>YEAR TO DATE</u>
2018 and Prior	\$ -	\$ -	\$ -	\$ -	\$ -
2019	773.00	10.00	-	783.00	1,187.06
2020	112.27	20.00	-	132.27	132.27
Total Collections	885.27	30.00	-	915.27	1,319.33
Refunds Issued	-	-	-	-	-
	<u>\$ 885.27</u>	<u>\$ 30.00</u>	<u>\$ -</u>	<u>\$ 915.27</u>	<u>\$ 1,319.33</u>
Net Collections				<u>\$ 915.27</u>	<u>\$ 1,319.33</u>

Amounts Deposited:


<u>Date</u>	<u>Batch #</u>	<u>Amount</u>
03/16/20	44/01	\$ 838.00
03/19/20	02	77.27
Total Deposited		<u>\$ 915.27</u>

We have enclosed our invoice for services.

Very truly yours,  
JORDAN TAX SERVICE, INC.

WILLIAM R. LINNERT, JR.





# Jordan Tax Service, Inc.

102 Rahway Road • McMurray, PA 15317-3349

(412) 835-5243 • Fax (412) 835-5244

(724) 731-2300 • Fax (724) 731-2398

www.jordantax.com

Tax & Record  
Services

Municipal

Business

Individual

April 9, 2020

Borough of Crafton  
Russell McKibben, Interim Manager  
Municipal Building  
100 Stotz Avenue  
Pittsburgh, PA 15205

RE: Mercantile Tax  
Collection Summary Report  
March, 2020

Detailed below are the Mercantile Tax Collections remitted to the Borough for the Collection Period of March 1, 2020 through March 31, 2020:

<u>PERIOD</u>	<u>TAX</u>	<u>PEN &amp; INT</u>	<u>TOTAL COLLECTIONS</u>	<u>YEAR TO DATE</u>
2018 and Prior	\$ -	\$ -	\$ -	\$ -
2019	416.20	6.63	422.83	25,376.41
2020	-	-	-	-
	<u>\$ 416.20</u>	<u>\$ 6.63</u>	<u>\$ 422.83</u>	<u>\$ 25,376.41</u>
Total Collections			<u>\$ 422.83</u>	<u>\$ 25,376.41</u>


Amounts Deposited:

<u>Date</u>	<u>Batch #</u>	<u>Amount</u>
03/04/20	28	\$ 392.18
03/19/20	29	30.65
Total Deposited		<u>\$ 422.83</u>

We have enclosed our invoice for services.

Very truly yours,  
JORDAN TAX SERVICE, INC.

WILLIAM R. LINNERT, JR.



# Jordan Tax Service, Inc.

102 Rahway Road • McMurray, PA 15317-3349

(412) 835-5243 • Fax (412) 835-5244

(724) 731-2300 • Fax (724) 731-2398

www.jordantax.com

**Tax & Record  
Services**

Municipal

Business

Individual

April 9, 2020

Borough of Crafton  
Russell McKibben, Interim Manager  
Municipal Building  
100 Stotz Avenue  
Pittsburgh, PA 15205

RE: Trash Removal  
Collection Summary Report  
March, 2020

Detailed below are the 2020 Trash Removal Collections remitted to the Borough for the Month of March, 2020:

	<u>BILLING FEE</u>	<u>GARBAGE</u>	<u>TOTAL CURRENT PERIOD</u>	<u>YEAR TO DATE</u>
FACE TAX	\$ 2,630.00	\$ 146,691.62	\$ 149,321.62	\$ 413,504.25
Less: Discount	-	(5,607.50)	(5,607.50)	(18,478.46)
Plus: Penalty	-	-	-	-
<b>Total Collections</b>	<b>\$ 2,630.00</b>	<b>\$ 141,084.12</b>	<b>\$ 143,714.12</b>	<b>\$ 395,025.79</b>


Amounts Deposited:

<u>Date</u>	<u>Batch #</u>	<u>Amount</u>
03/03/20	09	\$ 26,995.00
03/05/20	10	43,538.75
03/05/20	11	27,426.25
03/11/20	12	19,884.87
03/20/20	13	15,799.50
03/26/20	14	10,069.75
<b>Total</b>		<b>143,714.12</b>
Less: Refunds		-
<b>Total Deposits</b>		<b>\$ 143,714.12</b>

	<u>BILLING</u>	<u>GARBAGE</u>	<u>YEAR-TO-DATE</u>
<b>FACE BALANCE 02/01/2019</b>	\$ 9,875.00	\$ 584,325.00	\$ 594,200.00
Add: Additions	-	-	-
Less: Deletions	-	-	-
<b>ADJUSTED FACE BALANCE</b>	<b>9,875.00</b>	<b>584,325.00</b>	<b>594,200.00</b>
Less: Total Collections	(7,010.00)	(406,494.25)	(413,504.25)
Less: Turned Over to Delinquent	-	-	-
<b>FACE BALANCE 03/31/2020</b>	<b>\$ 2,865.00</b>	<b>\$ 177,830.75</b>	<b>\$ 180,695.75</b>

Very truly yours,  
JORDAN TAX SERVICE, INC.

WILLIAM R. LINNERT, JR.



# Jordan Tax Service, Inc.

102 Rahway Road • McMurray, PA 15317-3349

(412) 835-5243 • Fax (412) 835-5244

(724) 731-2300 • Fax (724) 731-2398

www.jordantax.com

Tax & Record Services

Municipal  
Business  
Individual

April 9, 2020

Borough of Crafton  
Russell McKibben, Interim Manager  
Municipal Building  
100 Stotz Avenue  
Pittsburgh, PA 15205

RE: Real Estate Taxes  
Collection Summary Report  
March, 2020

Detailed below are the 2020 Real Estate Tax Collections deposited to the Borough account for the Month of March, 2020:

	CURRENT PERIOD			YEAR TO DATE
	REAL ESTATE	ROAD	TOTAL	
FACE TAX	\$ 208,895.90	\$ 72,721.55	\$ 281,617.45	\$ 281,617.45
Less: Discount	(4,165.69)	(1,408.05)	(5,573.74)	(5,573.74)
Plus: Penalty	-	-	-	-
<b>Total Collections</b>	<b>\$ 204,730.21</b>	<b>\$ 71,313.50</b>	<b>\$ 276,043.71</b>	<b>\$ 276,043.71</b>

Amounts Deposited:

Date	Batch #	Amount
03/09/20	53/01	\$ 116,250.72
03/13/20	54/02	37,631.06
03/23/20	03	66,285.62
03/26/20	04	25,145.19
03/30/20	05	16,761.21
03/31/20	06	13,969.91
<b>Total Deposits</b>		<b>276,043.71</b>
Less: Refunds:		-
<b>Net Collections</b>		<b>\$ 276,043.71</b>

	2019		2019		TOTAL
	REAL ESTATE	ROAD	REAL ESTATE	ROAD	
<b>FACE BALANCE 3/1/2020</b>	\$ 6,733.12	\$ 2,280.14	\$ -	\$ -	\$ 9,013.26
Add: Billing 3/1/2020	-	-	1,538,515.33	520,978.16	2,059,493.49
Add: Additions	-	-	-	-	-
Less: Exonerations	-	-	-	-	-
<b>ADJUSTED FACE BALANCE</b>	<b>6,733.12</b>	<b>2,280.14</b>	<b>1,538,515.33</b>	<b>520,978.16</b>	<b>2,068,506.75</b>
Less: Total Collections	(632.76)	(214.29)	(208,263.14)	(72,507.26)	(281,617.45)
Less: Turned Over to Delinquent	-	-	-	-	-
<b>FACE BALANCE 03/31/2020</b>	<b>\$ 6,100.36</b>	<b>\$ 2,065.85</b>	<b>\$ 1,330,252.19</b>	<b>\$ 448,470.90</b>	<b>\$ 1,786,889.30</b>

Very truly yours,  
JORDAN TAX SERVICE, INC.

*William R. Linnert, Jr.*  
WILLIAM R. LINNERT, JR.

# Tax Collector's Monthly Report to Taxing Districts

For the Month of MARCH 2020  
BOROUGH OF CRAFTON Taxing District

	Real Estate	Road	Prior Years Real Estate	Prior Years Road
<b>A. Collections</b>				
1. Balance Collectable-Beginning of Month	0.00	0.00	6,733.12	2,280.14
2A. Additions: During the Month(*)	1,538,515.33	520,978.16		
2B. Deductions: Credits During the Month - (from line 17)				
3. Total Collectable	1,538,515.33	520,978.16	6,733.12	2,280.14
4. Less: Face Collections for the Month	208,263.14	72,507.26	632.76	214.29
5. Less: Deletions from the Lis!(Gentrifications)				
6. Less: Exonerations (*)				
7. Less: Liens/Non-Lienable Installments(*)				
8. Balance Collectable - End of Month	1,330,252.19	448,470.90	6,100.36	2,065.85
<b>B. Reconciliation of Cash Collected</b>				
9. Face Amount of Collections - (must agree with line 4)	208,263.14	72,507.26	632.76	214.29
10. Plus: Penalties	0.00	0.00	0.00	0.00
11. Less: Discounts	4,165.69	1,408.05	0.00	0.00
12. Total Cash Collected per Column	204,097.45	71,099.21	632.76	214.29
13. Total Cash Collected				276,043.71
<b>C. Payment of Taxes</b>				
14. Amount Remitted During the Month (*)				
	Date	Transaction #	Amount	TOTAL ALL TAXES
	3/9/2020	53/01	116,250.72	
	3/13/2020	54/02	37,631.06	
	3/23/2020	03	66,285.62	
	3/26/2020	04	25,145.19	
	3/30/2020	05	16,761.21	
	3/31/2020	06	13,969.91	
			Total	\$ 276,043.71
15. Amount paid with this Report Applicable to this Reporting Month		Trx. #		\$ 276,043.71
16. Total Remitted This Month				\$ 276,043.71
17. List, Other Credit Adjustments (*)	Parcel #	Name	Amount	
		Total		
18. Interest Earnings (if applicable)				

Taxing District Use (Optional)  
 Carryover from Previous Month \$  
 Amount Collected This Month \$  
 Less Amount Paid This Month \$  
 Ending Balance \$

\*\*+ Prior Yr. Collection: *William J. ...* Agent Acting on behalf of the Tax Collector  
 I verify this is a complete and accurate reporting of the balance collectable, taxes collected remitted for the month. Date *4/15/15*  
 Received by (taxing district): *William J. ...* Title: *Tax Collector* Date *4/15/15*  
 I acknowledge the receipt of this report.

**JORDAN TAX SERVICE, INC.**  
**102 RAHWAY ROAD**  
**MCMURRAY, PA 15317-3349**  
**(724) 731-2300**

April 13, 2020

Borough of Crafton  
 Russell McKibben, Interim Manager  
 Municipal Building  
 100 Stotz Avenue  
 Pittsburgh, PA 15205

Gentlemen:

We are forwarding herewith counterfoils for delinquent taxes and municipal claims collected and satisfied since date of our last report. We are also forwarding deposit slips as summarized below and the Prothonotary's receipts for satisfaction costs advanced by our office.

**DELINQUENT TAXES:**

Receipts: #13823-13839, 13842-13864 (#13840-13841 "VOID")

	Face Tax	Penalty	Interest	Costs	TOTAL
Prior 2019	808.23	8.30	125.11	183.19	1,124.83
2019	19,564.95	2,111.28	-	177.50	21,853.73
Commission Collected					1,157.11

**MUNICIPAL CLAIMS: "Trash"**

Receipts: #2285-2311, 2313-2315 (#2312 "NO CONSIDERATION PASSING")

	Face Tax	Penalty	Interest	Costs	Comm	TOTAL
Commission Collected	5,743.53	611.75	-	144.50	-	6,499.78
						336.37

**MUNICIPAL CLAIMS: "Trash"**

Receipts: #4270-4272, 4275-4278

	Face Tax	Penalty	Interest	Costs	Comm	TOTAL
Commission Collected	1,067.19	82.70	244.54	439.00	-	1,833.43
						94.91

**MUNICIPAL CLAIMS: "Sewage"**

Receipts: #4273-4274

	Face Tax	Penalty	Interest	Costs	Comm	TOTAL
Record/Sheriff Sale Costs	817.58	42.69	177.87	145.00	-	1,183.14
Commission Collected						206.75
						59.90

**Total Collections, Taxes and Claims:**

Taxes	\$	24,135.67	Ck. #1454	<u>\$ 34,349.95</u>
Trash	\$	8,764.49	Ck. #1455	
Sewage	\$	1,449.79	Ck. #1456	

Deposits Per Enclosed Receipts:

DATE	AMOUNT	DATE	AMOUNT	DATE	AMOUNT
03/03/20	92.57	03/16/20	3,488.58	03/18/20	3,373.14
03/11/20	100.00	03/17/20	277.58	03/19/20	499.41
03/16/20	4.99	03/18/20	1,964.94	03/20/20	1,502.20
03/16/20	19,080.35	03/18/20	3,155.00	03/24/20	811.19

**Total Deposits**

34,349.95

\*Partial Payments Not Yet Applied \$222.59

JORDAN TAX SERVICE, INC.

  
 William R. Linnert, Jr.

**BOROUGH OF CRAFTON  
POLICE DEPARTMENT**

**MARK A. SUMPTER**  
CHIEF OF POLICE

100 STOTZ AVENUE  
CRAFTON, PENNSYLVANIA 15205

**JAMES G. BLOOM**  
MAYOR



**April 23, 2020**

**Crafton Police responded to 172 complaints during the month of March 2020.**

The following 3 pages attached show a print out of the calls answered by Crafton Police.

Paid parking tags paid at the window – \$15.00

Copies of Police Reports – \$165.00

No solicitor permits were issued for the month of March

No truck permits were issued for the month of March

Fines collected by the Magistrate and paid to the borough for March - \$2,132.05

There were 45 citations issued, 28 citation warnings, 1 parking tags, 0 AccuTrak – 74 total

**Crafton Borough had one (1) narcotic related call for the month of March 2020.**

**Naloxone (Narcan) was used two (2) times by Crafton Police and two (2) times by EMS.**

**Mileage on Police Cars:**

Unit #11-1 - 1,882 miles ending at 2,031 / New Unit #11-1 placed in service on 3-11-2020

Unit #11-2 - 2,751 miles ending at 5,542

Unit #11-3 - 1,349 miles ending at 63,808

Respectfully submitted,

A handwritten signature in blue ink that reads "Barbara H. Berkhouse". The signature is written in a cursive, flowing style.

Barbara H. Berkhouse  
Police Secretary

April 07, 2020

# Calls for Service - by Keyword



CRAFTON BOROUGH

Incidents Reported Between 03/01/2020 and 03/31/2020

Code	Description	Primary Count	Secondary UCR Count		
			Code 2	Code 3	Code 4
<b>ACCIDENT M</b>					
3100	MOTOR VEHICLE ACCIDENTS	3			
<b>ALARM</b>					
2626	ALL OTHER OFFENSES - FALSE FIRE ALARM	1			
3810	SERVICE CALL-ALARMS-UNFOUNDED-EXCPT FIRE	8			
3840	FIRES (INCLUDING ALARMS-FOUNDED/UNFOUNDED)	1			
		<u>10</u>			
<b>ANIMAL</b>					
5504	ANIMAL COMPLAINTS - DOG BITES	1			
5510	ANIMAL COMPLAINTS - OTHER	2			
		<u>3</u>			Animal Control
<b>ASSAULT</b>					
0830	SEXUAL ASSAULT	1			
<b>ASSIST FIR</b>					
7502	ASSIST OTHER AGENCIES - FIRE DEPT.	1			
<b>ASSIST MOT</b>					
3820	SERVICE CALL-ASSIST MOTORIST/DISABLE VEH	2			
<b>ASSIST POL</b>					
7504	ASSIST OTHER AGENCIES - OTHER POLICE	1			
<b>CHECK WELF</b>					
3801	SERVICE CALL-CHECK WELFARE	3			
<b>CRIM MISCH</b>					
1410	CRIMINAL MISCHIEF TO AUTOMOBILES	1			
<b>DISORDERLY</b>					
2420	DISORDERLY CONDUCT-PUBLIC PLACES	1			
2440	DISORDERLY CONDUCT-DISTURBING THE PEACE	1			
		<u>2</u>			
<b>DISTURBANC</b>					
3610	DISTURBANCES-NOISE	5			
3620	DISTURBANCES-OTHER (FIGHTS,DISPUTES,ETC)	9			
		<u>14</u>			
<b>DOA</b>					
3320	DOA	1			
<b>DOMESTIC</b>					
3600	DISTURBANCES-DOMESTIC	5			
<b>ELECTRICAL</b>					
4026	NON-CRIMINAL-WIRES AND POLES DOWN	1			

April 07, 2020

# Calls for Service - by Keyword

CRAFTON BOROUGH

Incidents Reported Between 03/01/2020 and 03/31/2020



Code	Description	Primary Count	Secondary UCR Count		
			Code 2	Code 3	Code 4
<b>FIRE CODE</b>					
2634	ALL OTHERS-FIRE CODE (ORDINANCE VIO.)	1			
<b>FRAUD</b>					
1100	FRAUD	5			
<b>HARASSMENT</b>					
2450	HARASSMENT	1			
<b>HAZARDOUS</b>					
3850	HAZARDOUS CONDITIONS	2			
<b>HIT AND RU</b>					
8519	HIT AND RUN ACCIDENT	2			
<b>LOCKOUT</b>					
3860	SERVICE CALL-LOCKOUTS (VEHICLE/BLDG)	3			
<b>MEDICAL</b>					
3870	MEDICAL EMERGENCY	15			
7008	PUBLIC SERVICES - MEDICAL ASSISTANCE	18			
		<u>33</u>			
<b>MENTAL</b>					
3400	MENTAL HEALTH	2			
<b>OPEN BURN</b>					
2820	TWP ORD-OPEN BURNING	3			
<b>OPEN DOOR</b>					
3880	OPEN DOORS/WINDOWS - DISCOVERED	1			
4014	NON-CRIMINAL-INVESTIGATE OPEN DOOR,ETC.	1			
		<u>2</u>			
<b>PUBL DRUNK</b>					
2300	PUBLIC DRUNKENESS	1			
<b>RUNAWAY</b>					
2912	RUNAWAY-INCORRIGIBLE-FEMALE (JUVENILE)	1			
<b>SUSPICIOUS</b>					
3500	SUSPICIOUS PERSONS,AUTOS,CIRCUMSTANCES	21			
<b>SVC CALL</b>					
3800	SERVICE CALL-MISCELLANEOUS	14			



# Calls for Service - by Keyword

CRAFTON BOROUGH

Incidents Reported Between 03/01/2020 and 03/31/2020



Code	Description	Primary Count	Secondary UCR Count		
			Code 2	Code 3	Code 4
<b>THEFT</b>					
0613	THEFT-\$200 & OVER-RETAIL THEFT	1			
0614	THEFT-\$200 & OVER-FROM AUTO (EXCPT 0615)	1			
0619	THEFT-\$200 & OVER-ALL OTHER	2			
0623	THEFT-\$50 TO \$200-RETAIL THEFT	2			
0627	THEFT-\$50 TO \$200-FROM BUILDINGS	2			
0633	THEFT-UNDER \$50-RETAIL THEFT	4			
		12			
<b>TRAF CIT</b>					
CIT	TRAFFIC CITATION	29			
<b>TRAFFIC</b>					
3900	TRAFFIC & PARKING PROBLEMS	10			
4010	TRAFFIC OFFENSES	1			
6604	TRAFFIC RELATED-ASSIST AT ACCIDENTS	2			
6610	TRAFFIC RELATED - MOTORIST AID	2			
		15			
<b>TRESPASS</b>					
2660	TRESPASSING OF REAL PROPERTY	2			
<b>WARRANT</b>					
8010	WARRANTS - LOCAL - CRIMINAL	1			
8014	WARRANTS - LOCAL - OTHER WARRANTS	1			
8110	WARRANTS - OTHER AUTHORITY - CRIMINAL	2			
		4			
	<b>Total Calls</b>	201			
		29			
		172			



# NORTHWEST EMS

366 HELEN STREET  
MCKEES ROCKS PA 15136  
412-331-2600 DISPATCH  
412-331-3133 FAX



## Crafton Borough Report

~~February 2020~~

March 2020

### Total Run Numbers:

- Total Emergency and Non-Emergency 911 Responses: **58**  
Average Response Time (E0-E4): **5 min. 05 sec.**
- Total Emergency 911 Response: **52**  
Average Response Time (E0-E3): **5 min. 01 sec.**
- Total Highest Priority Response: **26**  
Average Response Time (E0-E1): **4 min. 50 sec.**

### Response Times by Category and NFPA Compliance:

- E0 Response: **12**  
Average Response Time: **4 min. 58 sec.**  
NFPA Compliance: **100%**
- E1 Response: **14**  
Average Response Time: **4 min. 43 sec.**  
NFPA Compliance: **100%**
- E0 + E1 Response: **26**  
Average Response Time: **4 min. 50 sec.**  
NFPA Compliance: **100%**
- E2 Response: **15**  
Average Response Time: **4 min. 51 sec.**
- E3 Response: **11**  
Average Response Time: **5 min. 39 sec.**
- E4 Response: **6**  
Average Response Time: **5 min. 39 sec.**

### Standbys:

- Scott Township EMS (Station 740) Standby Request: **0**  
Calls Given to Station 740 in Crafton: **0**
- Ingram EMS (Station 760) Standby Request: **0**  
Calls Given to Station 760 in Crafton: **0**
- Robinson EMS (Station 810) Standby Request: **0**  
Calls Given to Station 810 in Crafton: **0**
- Average Response Time for Mutual Aid Services: **n/a**
  
- NorthWest EMS Requested for Mutual Aide:  
Calls Taken for Station 810: **1**  
Calls Taken for Station 760: **29**  
Calls Taken for Station 740: **0**  
Calls Taken for Station 815: **2**

Submitted by: Brandon Rowland 412-331-2600 [Browland@northwestems.net](mailto:Browland@northwestems.net)

# Building Inspection Report

March 2020

## March Reports Received

(Attached)

~~Building Inspection Underwriters~~ \_\_\_\_\_

Allegheny County R/E Transfer

## Certificates & Permits Issued

March 2020

Rental Inspection Certificates Issued 15

Zoning Use/Occupancy Certificates Issued 10

~~Building/Zoning Permits Issued~~ \_\_\_\_\_ 0