

MONTHLY REPORTS

JUNE 2019

FOR PUBLIC INSPECTION

BOROUGH OF CRAFTON GENERAL FUND FINANCIAL REPORT

January through June 2019

	Jan - Jun 19	Budget	\$ Over Bud...	% of Bu...
Income				
301 · Real Estate Taxes				
301.10 · Real Estate - Current	1,279,726.08	1,406,150.00	-126,423.92	91.0%
301.20 · Real Estate - Prior Year	266.49	3,000.00	-2,733.51	8.9%
301.50 · Real Estate - Delinq/Leined	45,653.02	50,000.00	-4,346.98	91.3%
Total 301 · Real Estate Taxes	1,325,645.59	1,459,150.00	-133,504.41	90.9%
310 · Act 511 Taxes				
310.10 · Real Estate Transfer Tax	43,848.51	50,000.00	-6,151.49	87.7%
310.21 · EIT - Current	219,126.88	570,000.00	-350,873.12	38.4%
310.22 · EIT - Prior	216,568.20	235,000.00	-18,431.80	92.2%
310.23 · EIT - Delinquent	10,831.57	40,000.00	-29,168.43	27.1%
310.31 · Mercantile - Current	52,022.09	105,000.00	-52,977.91	49.5%
310.36 · Business Priviledge - Current	47,272.87	63,000.00	-15,727.13	75.0%
310.51 · Local Service Tax - Current	24,586.30	50,000.00	-25,413.70	49.2%
Total 310 · Act 511 Taxes	614,256.42	1,113,000.00	-498,743.58	55.2%
319 · Penalty/Interest				
319.01 · P&I - Real Estate Tax	723.66	3,500.00	-2,776.34	20.7%
319.02 · P&I - Delinq. Real Estate Tax	18,303.76	32,000.00	-13,696.24	57.2%
319.12 · P&I - EIT	331.25	1,000.00	-668.75	33.1%
319.122 · P&I - Delinq. EIT	2,804.89	3,000.00	-195.11	93.5%
319.13 · P&I - Mercantile	374.77	500.00	-125.23	75.0%
319.15 · P&I - Local Service Tax	2.04	0.00	2.04	100.0%
319.18 · P&I - Business Priviledge	5,538.14	600.00	4,938.14	923.0%
Total 319 · Penalty/Interest	28,078.51	40,600.00	-12,521.49	69.2%
321 · Business Licenses & Permits				
321.61 · Soliciting Permits	40.00	800.00	-760.00	5.0%
321.75 · Mechanical Devices	3,900.00	4,500.00	-600.00	86.7%
321.80 · Cable Franchise Fees	50,574.78	112,000.00	-61,425.22	45.2%
321.90 · Business Licenses	1,930.00	2,500.00	-570.00	77.2%
Total 321 · Business Licenses & Permits	56,444.78	119,800.00	-63,355.22	47.1%
322 · Non-Business Licenses & Permits				
322.80 · Street Openings	1,807.00	11,000.00	-9,193.00	16.4%
322.81 · Street Pole Permits	140.00	50.00	90.00	280.0%
322.83 · Truck Parking Permits	80.00	200.00	-120.00	40.0%
Total 322 · Non-Business Licenses & Permits	2,027.00	11,250.00	-9,223.00	18.0%
331 · Fines & Forfeits				
331.10 · Fines - Magistrate/County	16,509.35	33,000.00	-16,490.65	50.0%
331.12 · Code/Ordinance Violations	2,633.91	300.00	2,333.91	878.0%
331.14 · M/Veh Violations/State Police	2,024.30	4,000.00	-1,975.70	50.6%
331.41 · Public Nuisance Remediation-Pmt	1,800.00	0.00	1,800.00	100.0%
Total 331 · Fines & Forfeits	22,967.56	37,300.00	-14,332.44	61.6%
341-342 · Interest, Rents & Royalties				
341.01 · Income on Investments	15,702.64	7,000.00	8,702.64	224.3%
342.00 · Rental Income	13,030.14	26,052.00	-13,021.86	50.0%
Total 341-342 · Interest, Rents & Royalties	28,732.78	33,052.00	-4,319.22	86.9%
354 · State Grant Proceeds				
354.15 · Act 101 Recycling Grant	3,742.00	5,000.00	-1,258.00	74.8%
Total 354 · State Grant Proceeds	3,742.00	5,000.00	-1,258.00	74.8%
355 · State Shared Revenues & Entitle				
355.01 · PURTA	0.00	3,200.00	-3,200.00	0.0%
355.04 · Liquor Licenses	0.00	1,000.00	-1,000.00	0.0%
355.05 · Pension State Aid	0.00	130,000.00	-130,000.00	0.0%
355.07 · Foreign Fire Fund	0.00	26,000.00	-26,000.00	0.0%
355.09 · Act 13 Impact Fee	0.00	1,000.00	-1,000.00	0.0%
Total 355 · State Shared Revenues & Entitle	0.00	161,200.00	-161,200.00	0.0%
357 · County Shared Revenue & Grants				
357.01 · 1% Sales Tax (RAD)	121,482.99	220,000.00	-98,517.01	55.2%

BOROUGH OF CRAFTON GENERAL FUND FINANCIAL REPORT

January through June 2019

	Jan - Jun 19	Budget	\$ Over Bud...	% of Bu...
357.012 · Act 167 Mini Grant	2,000.00	2,000.00	0.00	100.0%
Total 357 · County Shared Revenue & Grants	123,482.99	222,000.00	-98,517.01	55.6%
358 · Intergov. Contract Services				
358.10 · Police Services-Thornburg	49,156.02	92,668.00	-43,511.98	53.0%
358.11 · Fire Protection Services	4,250.04	8,500.00	-4,249.96	50.0%
Total 358 · Intergov. Contract Services	53,406.06	101,168.00	-47,761.94	52.8%
360-363 · Departmental Earnings				
361.33 · Permits- Zoning Use	2,440.00	4,000.00	-1,560.00	61.0%
361.34 · Hearing Fees-Zoning & Planning	1,000.00	1,000.00	0.00	100.0%
362.11 · Sale of Accident Reports	945.00	1,600.00	-655.00	59.1%
362.141 · Crossing Guard Reimb.	28,980.50	45,000.00	-16,019.50	64.4%
362.40 · Permits- Build/Elec/Plub/Mech	17,767.00	12,000.00	5,767.00	148.1%
362.45 · Permits- Occupancy	3,925.00	8,500.00	-4,575.00	46.2%
362.48 · Rental Inspection Fee	5,890.00	5,500.00	390.00	107.1%
362.55 · Other Permits Code Enforce	550.00	700.00	-150.00	78.6%
362.74 · Reimburse - P/D Overtime Detail	1,449.24	7,000.00	-5,550.76	20.7%
362.75 · Drug Task Force OT Reimb	1,112.10	3,000.00	-1,887.90	37.1%
363.51 · PennDot Snow Removal	0.00	7,000.00	-7,000.00	0.0%
Total 360-363 · Departmental Earnings	64,058.84	95,300.00	-31,241.16	67.2%
364 · Sanitation - Garbage Collection				
364.30 · Current Garbage Collection Fee	441,906.77	473,110.00	-31,203.23	93.4%
364.32 · Jordan- Refuse Bill Fee	8,240.00	8,300.00	-60.00	99.3%
364.35 · Garbage Collection - Delinq.	57,760.26	60,000.00	-2,239.74	96.3%
364.36 · P&I - Garbage Collection	2,715.52	4,000.00	-1,284.48	67.9%
364.362 · P&I - Delinq. Garbage Coll.	12,720.19	20,000.00	-7,279.81	63.6%
Total 364 · Sanitation - Garbage Collection	523,342.74	565,410.00	-42,067.26	92.6%
367 · Recreation Fees				
367.10 · Minature Golf Pay to Play	85.00	100.00	-15.00	85.0%
367.14 · Park Shelter Rental Fee	3,700.00	4,000.00	-300.00	92.5%
367.15 · Community Room Rental Fee	4,000.00	2,200.00	1,800.00	181.8%
367.20 · Pool Passes	27,855.00	31,000.00	-3,145.00	89.9%
367.21 · Pool General Admission	14,892.00	48,000.00	-33,108.00	31.0%
367.22 · Swimming Lessons	3,055.00	4,500.00	-1,445.00	67.9%
367.23 · Pool/Mini Golf Rentals	3,980.00	5,000.00	-1,020.00	79.6%
367.24 · AquaRobics/Volleyball	36.00	350.00	-314.00	10.3%
367.25 · Chair Rentals-Locks	331.00	1,000.00	-669.00	33.1%
367.30 · Sale of Wood Chips/Compost	65.00	0.00	65.00	100.0%
367.40 · Pool Concessions	7,549.75	24,000.00	-16,450.25	31.5%
367.50 · Senior Dinner-Fees	1,357.00	2,300.00	-943.00	59.0%
367.52 · Fundraising-Recreation	0.00	7,000.00	-7,000.00	0.0%
Total 367 · Recreation Fees	66,905.75	129,450.00	-62,544.25	51.7%
380 · Misc. Revenues				
380.01 · Refunds on Current Expenditures	997.90	0.00	997.90	100.0%
380.02 · Other	3,433.79	0.00	3,433.79	100.0%
380.03 · Insurance Dividends	49,550.95	45,000.00	4,550.95	110.1%
380.50 · Military Banner Receipts	832.00	2,000.00	-1,168.00	41.6%
Total 380 · Misc. Revenues	54,814.64	47,000.00	7,814.64	116.6%
388 · Fiduciary Funds				
388.01 · Police Pension Contribution	21,414.38	38,700.00	-17,285.62	55.3%
Total 388 · Fiduciary Funds	21,414.38	38,700.00	-17,285.62	55.3%
391 · Proceeds-Gen. Fixed Asset Dispo				
391.20 · Compensation of Fixed Assets	9,332.28	5,000.00	4,332.28	186.6%
Total 391 · Proceeds-Gen. Fixed Asset Dispo	9,332.28	5,000.00	4,332.28	186.6%
392 · Interfund Transfers				
392.30 · Transfer from Capital Projects	6,000.00	13,469.00	-7,469.00	44.5%
392.35 · Transfer from Highway Aid	179,969.69	177,000.00	2,969.69	101.7%
392.90 · Transfer - Unreserved Fund Bal.	0.00	215,870.00	-215,870.00	0.0%

BOROUGH OF CRAFTON GENERAL FUND FINANCIAL REPORT

January through June 2019

	Jan - Jun 19	Budget	\$ Over Bud...	% of Bu...
Total 392 · Interfund Transfers	185,969.69	406,339.00	-220,369.31	45.8%
Total Income	3,184,622.01	4,590,719.00	-1,406,096.99	69.4%
Gross Profit	3,184,622.01	4,590,719.00	-1,406,096.99	69.4%
Expense				
400 · Borough Council				
400.05 · Salary - Council	4,135.87	8,400.00	-4,264.13	49.2%
400.24 · Council Meeting Expenses	19.48	1,000.00	-980.52	1.9%
400.42 · Subscriptions/Memberships-Boro	1,680.00	3,000.00	-1,320.00	56.0%
400.46 · Meetings, Confrences & Training	2,149.05	6,000.00	-3,850.95	35.8%
Total 400 · Borough Council	7,984.40	18,400.00	-10,415.60	43.4%
401 · Mayor				
401.05 · Salary - Mayor	900.00	1,800.00	-900.00	50.0%
401.42 · Subscriptions/Memberships-Mayor	0.00	130.00	-130.00	0.0%
Total 401 · Mayor	900.00	1,930.00	-1,030.00	46.6%
402 · Auditing & Financial Admin				
402.31 · Auditing - Professional Auditor	12,419.25	12,000.00	419.25	103.5%
402.45 · Payroll Contract	3,645.80	6,500.00	-2,854.20	56.1%
Total 402 · Auditing & Financial Admin	16,065.05	18,500.00	-2,434.95	86.8%
403 · Tax Collection				
403.11 · Salary - Property Tax Collector	240.00	480.00	-240.00	50.0%
403.35 · Bonds - Property Tax Collector	544.00	450.00	94.00	120.9%
403.46 · Jordan-Liens-Revivals-SherSales	11,451.31	12,000.00	-548.69	95.4%
403.461 · Jordan Tax - TCF Fees	14,662.12	18,000.00	-3,337.88	81.5%
403.462 · Jordan Tax - R/E Tax Collec Fee	0.00	7,500.00	-7,500.00	0.0%
403.463 · Jordan Tax-Prior R/E Tax Fee	9,797.57	15,000.00	-5,202.43	65.3%
403.47 · Jordan Act 511 Fees	4,781.31	10,000.00	-5,218.69	47.8%
403.48 · Jordan-Act 32 SWTax District	8,314.39	15,000.00	-6,685.61	55.4%
403.76 · Rad Tax Payment	3,128.98	500.00	2,628.98	625.8%
Total 403 · Tax Collection	52,919.68	78,930.00	-26,010.32	67.0%
404 · Solicitor/Legal Services				
404.31 · Solicitor Expenses	30,482.24	55,000.00	-24,517.76	55.4%
404.40 · Legal-Litigation	0.00	1,000.00	-1,000.00	0.0%
Total 404 · Solicitor/Legal Services	30,482.24	56,000.00	-25,517.76	54.4%
405 · Administrative Staff				
405.10 · Salary - Manager	38,250.00	76,500.00	-38,250.00	50.0%
405.11 · Salary - Treasurer	1,500.00	3,000.00	-1,500.00	50.0%
405.12 · Salary - Full Time Staff	41,599.92	83,200.00	-41,600.08	50.0%
405.15 · Administrative Intern	284.63	3,500.00	-3,215.37	8.1%
405.154 · Health & Accident & STD	533.70	800.00	-266.30	66.7%
405.156 · Hospitalization	27,573.54	58,000.00	-30,426.46	47.5%
405.161 · Social Security	6,402.95	13,000.00	-6,597.05	49.3%
405.162 · Unemployment Compensation	978.46	1,000.00	-21.54	97.8%
405.163 · FSA	169.66	1,500.00	-1,330.34	11.3%
405.164 · HRA	16.50	3,000.00	-2,983.50	0.6%
405.33 · Transportation Reimbursement	76.56	250.00	-173.44	30.6%
405.35 · Bonds	338.00	1,000.00	-662.00	33.8%
405.354 · Worker's Compensation	291.42	800.00	-508.58	36.4%
405.42 · Dues, Subscriptions, Membership	841.00	900.00	-59.00	93.4%
405.46 · Meetings, Conferences, Training	200.00	2,000.00	-1,800.00	10.0%
Total 405 · Administrative Staff	119,056.34	248,450.00	-129,393.66	47.9%
406 · General Administration				
406.21 · Office Supplies/Postage	2,417.60	3,700.00	-1,282.40	65.3%
406.26 · Minor Equipment	70.85	1,500.00	-1,429.15	4.7%
406.32 · Communications	1,610.74	4,500.00	-2,889.26	35.8%
406.34 · Advertising	4,454.68	4,000.00	454.68	111.4%
406.356 · Drug & Alcohol Testing	0.00	300.00	-300.00	0.0%
406.37 · Maint. & Repairs Equipment	211.71	3,000.00	-2,788.29	7.1%

BOROUGH OF CRAFTON
GENERAL FUND FINANCIAL REPORT
 January through June 2019

	Jan - Jun 19	Budget	\$ Over Bud...	% of Bu...
406.38 · Equipment Rentals	4,364.64	10,000.00	-5,635.36	43.6%
406.74 · Major Equipment	124.99	2,500.00	-2,375.01	5.0%
Total 406 · General Administration	13,255.21	29,500.00	-16,244.79	44.9%
407-408 · Other Professional Services				
407.25 · Computer HW/SW Maint	0.00	400.00	-400.00	0.0%
407.32 · IT Expenses	1,799.88	5,000.00	-3,200.12	36.0%
408.31 · Engineering - General Services	20,341.10	45,000.00	-24,658.90	45.2%
408.315 · Engineering - Retainer	600.00	1,200.00	-600.00	50.0%
Total 407-408 · Other Professional Services	22,740.98	51,600.00	-28,859.02	44.1%
409 · Municipal Properties				
409.21 · Maintenance Supplies	873.80	1,650.00	-776.20	53.0%
409.36 · Utilities	11,322.20	22,500.00	-11,177.80	50.3%
409.361 · Utilities - District Magistrate	3,042.66	6,500.00	-3,457.34	46.8%
409.37 · Repairs/Maintenance	11,030.33	15,000.00	-3,969.67	73.5%
409.371 · Repairs/Maint- Dist. Magistrate	10.44	1,000.00	-989.56	1.0%
409.45 · Contracts - Custodian/Mats	5,153.97	10,000.00	-4,846.03	51.5%
409.50 · Municipal Prop. Misc.	684.00	1,500.00	-816.00	45.6%
409.71 · Cap Improvements - Dist. Magist	0.00	1,000.00	-1,000.00	0.0%
409.76 · Deposit/Refunds-Community Room	1,300.00	100.00	1,200.00	1,300.0%
Total 409 · Municipal Properties	33,417.40	59,250.00	-25,832.60	56.4%
410 · Police Services				
410.12 · Salaries - Police Officers	332,129.21	707,480.00	-375,350.79	46.9%
410.121 · Salary - Chief	48,658.80	97,317.00	-48,658.20	50.0%
410.13 · Longevity - Police	2,000.00	4,750.00	-2,750.00	42.1%
410.14 · Salary - Police Secretary	16,047.72	35,500.00	-19,452.28	45.2%
410.154 · Health & Accident & STD	1,946.70	4,500.00	-2,553.30	43.3%
410.156 · Hospitalization	59,272.44	131,500.00	-72,227.56	45.1%
410.161 · Social Security	38,083.98	78,700.00	-40,616.02	48.4%
410.162 · Unemployment Compensation	4,286.87	6,830.00	-2,543.13	62.8%
410.163 · FSA	1,680.66	4,500.00	-2,819.34	37.3%
410.164 · HRA	3,864.20	6,000.00	-2,135.80	64.4%
410.18 · Wages - Crossing Guards	48,468.60	86,500.00	-38,031.40	56.0%
410.181 · Wages - Jail Guards	225.00	1,000.00	-775.00	22.5%
410.19 · O.T. Police (see 380.12 Reimb.)	5,947.06	18,000.00	-12,052.94	33.0%
410.191 · Court /School - Reimb Expenses	1,476.00	2,000.00	-524.00	73.8%
410.192 · Court Overtime	34,565.58	50,000.00	-15,434.42	69.1%
410.193 · DANET O.T. (See 380.05 offset)	1,096.08	5,000.00	-3,903.92	21.9%
410.21 · Office Supplies/Postage	1,620.25	3,000.00	-1,379.75	54.0%
410.22 · Ammunition	0.00	1,500.00	-1,500.00	0.0%
410.23 · Uniform Allowance	4,648.77	17,700.00	-13,051.23	26.3%
410.232 · Uniform Allowance - Crossing Gu	35.00	1,000.00	-965.00	3.5%
410.24 · Fuel Expense	6,288.21	11,000.00	-4,711.79	57.2%
410.25 · Maintenance Equip.-Supplies	405.20	3,000.00	-2,594.80	13.5%
410.26 · Minor Equipment	857.27	12,000.00	-11,142.73	7.1%
410.32 · Communications	4,670.08	11,000.00	-6,329.92	42.5%
410.321 · IT Expense	2,744.50	5,000.00	-2,255.50	54.9%
410.354 · Worker's Compensation	20,290.74	42,000.00	-21,709.26	48.3%
410.355 · Worker's Comp.--School Guards	3,116.94	6,500.00	-3,383.06	48.0%
410.37 · Vehicle Maintenance	4,617.47	6,500.00	-1,882.53	71.0%
410.42 · Dues Police Chief	890.00	1,000.00	-110.00	89.0%
410.421 · Dues - Police Officers	0.00	1,000.00	-1,000.00	0.0%
410.45 · Animal Control	1,870.00	4,000.00	-2,130.00	46.8%
410.53 · Civil Service Commission	485.06	300.00	185.06	161.7%
410.74 · Capital Outlay	0.00	70,000.00	-70,000.00	0.0%
410.75 · Training - Police Officers	3,753.78	7,000.00	-3,246.22	53.6%
410.751 · Training - Police Chief	75.00	1,500.00	-1,425.00	5.0%
410.76 · Computer Expense	2,564.00	10,000.00	-7,436.00	25.6%
410.77 · Video Recording Devices	322.61	8,000.00	-7,677.39	4.0%
Total 410 · Police Services	659,003.78	1,462,577.00	-803,573.22	45.1%
411 · Fire Protection				
411.02 · Foreign Fire Relief	0.00	26,000.00	-26,000.00	0.0%
411.10 · Physicals-Annual CVFD	0.00	3,000.00	-3,000.00	0.0%

BOROUGH OF CRAFTON
GENERAL FUND FINANCIAL REPORT
 January through June 2019

	Jan - Jun 19	Budget	\$ Over Bud...	% of Bu...
411.22 · Operating Supplies	625.28	2,500.00	-1,874.72	25.0%
411.23 · Minor Equip. Repair	331.88	5,500.00	-5,168.12	6.0%
411.231 · Minor Equip. Purchase	172.00	4,000.00	-3,828.00	4.3%
411.24 · Fuel, Oil	2,811.49	4,500.00	-1,688.51	62.5%
411.32 · Communications	4,391.89	5,000.00	-608.11	87.8%
411.354 · Worker's Compensation	8,466.00	18,000.00	-9,534.00	47.0%
411.37 · Vehicle Maintenance	6,302.82	7,000.00	-697.18	90.0%
411.38 · Hydrant Rental	11,183.94	23,800.00	-12,616.06	47.0%
411.45 · Equip. Inspection & Testing	3,005.50	10,000.00	-6,994.50	30.1%
411.53 · Annual Contribution	19,999.98	40,000.00	-20,000.02	50.0%
411.70 · Major Equipment	6,057.31	18,500.00	-12,442.69	32.7%
411.90 · Trf to Fire Equip Fund	37,400.00	37,400.00	0.00	100.0%
411.901 · Trf to Minor Equip. SCBA Fund	0.00	22,000.00	-22,000.00	0.0%
Total 411 · Fire Protection	100,748.09	227,200.00	-126,451.91	44.3%
413-414 · Code Enforcement & Zoning				
413.13 · Salary - Ordinance Officer	1,157.73	0.00	1,157.73	100.0%
413.14 · Zoning Inspections	7,434.00	9,500.00	-2,066.00	78.3%
413.15 · Wages - Part Time Staff	11,693.51	43,000.00	-31,306.49	27.2%
413.161 · Social Security	983.13	2,000.00	-1,016.87	49.2%
413.162 · Unemployment Compensation	320.94	400.00	-79.06	80.2%
413.21 · Office Supplies	334.54	500.00	-165.46	66.9%
413.24 · Fuel	144.04	700.00	-555.96	20.6%
413.28 · Uniforms	86.00	250.00	-164.00	34.4%
413.32 · Communic/Internet - Ord. Offcr	580.22	1,500.00	-919.78	38.7%
413.354 · Worker's Compensation	6.60	200.00	-193.40	3.3%
413.37 · Vehicle Repairs	338.75	1,500.00	-1,161.25	22.6%
413.41 · Public Nuisance Remediation-Exp	2,400.00	0.00	2,400.00	100.0%
413.45 · Demolition-Blight Props	910.73	55,000.00	-54,089.27	1.7%
413.46 · Training & Education	192.50	1,500.00	-1,307.50	12.8%
413.47 · Bldg Permit DCED	90.00	300.00	-210.00	30.0%
414.12 · Bldg Permit-Inspection Fees	5,886.20	12,000.00	-6,113.80	49.1%
414.14 · ZHB - Court Reporter/Sec'y	155.00	350.00	-195.00	44.3%
414.21 · ZHB Office-Adv-Postage	0.00	150.00	-150.00	0.0%
414.31 · ZHB Legal Services	660.00	1,000.00	-340.00	66.0%
414.46 · Recodify Boro Ordinances	1,195.00	4,000.00	-2,805.00	29.9%
Total 413-414 · Code Enforcement & Zoning	34,568.89	133,850.00	-99,281.11	25.8%
427 · Sanitation Contract				
427.10 · Garbage Contract	235,193.10	470,386.00	-235,192.90	50.0%
427.12 · Recycling Contract	37,656.00	75,312.00	-37,656.00	50.0%
Total 427 · Sanitation Contract	272,849.10	545,698.00	-272,848.90	50.0%
430 · Public Works Department				
430.10 · Salary - P/W Supervisor	37,999.92	76,000.00	-38,000.08	50.0%
430.14 · Salaries - Full Time Employees	157,644.80	320,330.00	-162,685.20	49.2%
430.15 · Wages - Reg. Overtime Pay	2,961.33	3,000.00	-38.67	98.7%
430.154 · Health & Accident & STD	1,261.80	2,500.00	-1,238.20	50.5%
430.156 · Hospitalization	50,469.48	100,000.00	-49,530.52	50.5%
430.16 · Wages - P/W Part Time	3,015.00	1,000.00	2,015.00	301.5%
430.161 · Social Security	16,290.68	29,000.00	-12,709.32	56.2%
430.162 · Unemployment Compensation	2,051.00	2,800.00	-749.00	73.3%
430.163 · FSA	684.98	3,000.00	-2,315.02	22.8%
430.164 · HRA	2,306.48	5,500.00	-3,193.52	41.9%
430.18 · Wages - P/W Seasonal Employment	6,154.00	25,000.00	-18,846.00	24.6%
430.21 · Public Works - Misc. Supplies	1,493.85	2,500.00	-1,006.15	59.8%
430.23 · Uniforms	5,015.30	6,000.00	-984.70	83.6%
430.24 · Fuel	6,401.43	11,000.00	-4,598.57	58.2%
430.25 · Repairs - Maintenance	7,170.82	11,000.00	-3,829.18	65.2%
430.26 · Small Tools	904.48	3,500.00	-2,595.52	25.8%
430.32 · Communications	1,716.20	3,500.00	-1,783.80	49.0%
430.354 · Worker's Compensation	13,636.62	27,000.00	-13,363.38	50.5%
430.356 · Drug/Alcohol Testing	0.00	500.00	-500.00	0.0%
430.36 · Utilities	4,638.93	8,000.00	-3,361.07	58.0%
430.37 · Vehicle Repairs	7,924.61	10,000.00	-2,075.39	79.2%
430.42 · Licenses, Permits and Training	139.00	1,000.00	-861.00	13.9%

BOROUGH OF CRAFTON
GENERAL FUND FINANCIAL REPORT
 January through June 2019

	Jan - Jun 19	Budget	\$ Over Bud...	% of Bu...
430.74 · Capital Outlay - minor equip	319.96	5,000.00	-4,680.04	6.4%
430.742 · Pub.Works - Cap. Outlay Equip	11,000.00	5,000.00	6,000.00	220.0%
432.14 · Wages - Snow Removal Overtime	7,308.72	10,000.00	-2,691.28	73.1%
432.22 · Anti-Skid Materials	28,382.50	50,000.00	-21,617.50	56.8%
433.22 · Signs & Posts	1,769.02	5,000.00	-3,230.98	35.4%
433.45 · Traffic Signals Maintenance	516.00	3,000.00	-2,484.00	17.2%
433.451 · Traffic Signals - Elect. Supply	3,034.13	6,500.00	-3,465.87	46.7%
434.45 · Street Lighting - Elect. Supply	37,289.03	85,000.00	-47,710.97	43.9%
435.22 · Material - Curbing Supplies	0.00	500.00	-500.00	0.0%
435.245 · Material - Stairs and Sidewalks	1,460.97	5,000.00	-3,539.03	29.2%
438.22 · Material- Roads Supplies	2,771.44	22,000.00	-19,228.56	12.6%
438.38 · Rental Equipment	4,741.38	4,000.00	741.38	118.5%
Total 430 · Public Works Department	428,473.86	853,130.00	-424,656.14	50.2%
452-453 · Recreation				
452.14 · Wages - Pool Personnel	18,687.88	75,000.00	-56,312.12	24.9%
452.15 · Wages - Pool Concess.	2,767.44	12,000.00	-9,232.56	23.1%
452.161 · Social Security	1,641.10	7,000.00	-5,358.90	23.4%
452.162 · Unemployment Compensation	0.00	2,300.00	-2,300.00	0.0%
452.20 · Pool Lic., Pmts,Trng, Clrnc	1,393.00	1,300.00	93.00	107.2%
452.21 · Maintenance Supplies	448.94	2,500.00	-2,051.06	18.0%
452.22 · Pool Filter- Repairs & Supplies	4,934.40	12,000.00	-7,065.60	41.1%
452.23 · Operating Supplies	3,368.87	4,000.00	-631.13	84.2%
452.25 · Pool- Repairs & Maintenance	1,565.04	3,000.00	-1,434.96	52.2%
452.26 · Pool Minor Equipment	1,074.93	3,500.00	-2,425.07	30.7%
452.27 · Computer H/W & Internet	2,461.78	1,000.00	1,461.78	246.2%
452.32 · Communications	229.22	500.00	-270.78	45.8%
452.354 · Worker's Compensation	2,727.36	5,000.00	-2,272.64	54.5%
452.36 · Utilities	3,566.83	12,800.00	-9,233.17	27.9%
452.37 · Pool Building - Rep/Maint	1,670.69	3,000.00	-1,329.31	55.7%
452.371 · Concession - Rep/Maint/Eq	1,193.35	3,000.00	-1,806.65	39.8%
452.72 · Capital Improvements	3,539.96	30,000.00	-26,460.04	11.8%
453.21 · Supplies - Concession Stand	3,351.63	15,000.00	-11,648.37	22.3%
453.23 · Sr. Dinner (offset 367.50)	3,657.44	8,000.00	-4,342.56	45.7%
453.37 · Maint/Repairs - Mini Golf	99.00	300.00	-201.00	33.0%
453.49 · Rec. Activities - Expenses	359.06	1,000.00	-640.94	35.9%
Total 452-453 · Recreation	58,737.92	202,200.00	-143,462.08	29.0%
454 · Parks				
454.25 · Maintenance Supplies	0.00	1,500.00	-1,500.00	0.0%
454.26 · Minor Equipment	1,699.99	1,000.00	699.99	170.0%
454.36 · Utilities	3,159.93	4,000.00	-840.07	79.0%
454.37 · Maintenance - Repairs Services	5,153.93	7,000.00	-1,846.07	73.6%
454.75 · Park Equip.- Cap.Improvements	0.00	3,000.00	-3,000.00	0.0%
454.76 · Deposit/Refunds - Park Shelters	350.00	0.00	350.00	100.0%
Total 454 · Parks	10,363.85	16,500.00	-6,136.15	62.8%
455 · Shade Trees				
455.22 · Shade Tree Operating Supplies	5.68	500.00	-494.32	1.1%
455.37 · Shade Tree Health Maintenance	9,338.41	14,000.00	-4,661.59	66.7%
455.44 · Shade Tree - Arborist	0.00	1,500.00	-1,500.00	0.0%
455.45 · Tree Plantings	1,036.49	3,000.00	-1,963.51	34.5%
455.46 · Boro Gardens	346.03	700.00	-353.97	49.4%
Total 455 · Shade Trees	10,726.61	19,700.00	-8,973.39	54.4%
456 · Libraries				
456.54 · Annual Contributions	35,000.04	70,000.00	-34,999.96	50.0%
Total 456 · Libraries	35,000.04	70,000.00	-34,999.96	50.0%
457-459 · Community Activities				
457.295 · Seasonal Decorations	0.00	650.00	-650.00	0.0%
457.50 · Military Banner Expenses	1,019.75	2,000.00	-980.25	51.0%
458.22 · Community Center Supplies	31.84	250.00	-218.16	12.7%
459.56 · Borough Tributes	211.25	500.00	-288.75	42.3%
459.57 · Misc. Contributions	0.00	200.00	-200.00	0.0%

BOROUGH OF CRAFTON
GENERAL FUND FINANCIAL REPORT
 January through June 2019

	Jan - Jun 19	Budget	\$ Over Bud...	% of Bu...
Total 457-459 · Community Activities	1,262.84	3,600.00	-2,337.16	35.1%
462-463 · Community & Economic Develop				
462.22 · Newsletter-Printing/Postage	6,334.24	3,000.00	3,334.24	211.1%
462.34 · Advertising & Promotions	847.00	1,000.00	-153.00	84.7%
462.42 · Subscription Services	7,817.80	1,820.00	5,997.80	429.5%
462.72 · Design & Mobility Improvements	0.00	18,000.00	-18,000.00	0.0%
Total 462-463 · Community & Economic Develop	14,999.04	23,820.00	-8,820.96	63.0%
471 · Debt Services - Principal				
471.21 · PNC-Duncan/General Oblig. Lease	136,058.44	136,062.00	-3.56	100.0%
471.35 · PNC - Heavy Equipment Lease	6,162.62	12,440.00	-6,277.38	49.5%
471.351 · PNC - Dump Truck Lease	10,666.15	21,475.00	-10,808.85	49.7%
Total 471 · Debt Services - Principal	152,887.21	169,977.00	-17,089.79	89.9%
472 · Debt Services - Interest				
472.21 · PNC-Duncan/General Oblig. Lease	950.44	1,047.00	-96.56	90.8%
472.35 · PNC - Heavy Equipment Lease	956.08	1,798.00	-841.92	53.2%
472.351 · PNC- Dump Truck Lease	2,072.63	4,002.00	-1,929.37	51.8%
Total 472 · Debt Services - Interest	3,979.15	6,847.00	-2,867.85	58.1%
483 · Agency And Trust				
483.01 · Police Pension Contrib.	21,414.38	38,700.00	-17,285.62	55.3%
483.10 · Police Pension Fund MMO	0.00	63,490.00	-63,490.00	0.0%
483.30 · Employee Pension Fund MMO	0.00	93,070.00	-93,070.00	0.0%
Total 483 · Agency And Trust	21,414.38	195,260.00	-173,845.62	11.0%
486 · Insurance				
486.01 · Compreh. Liability/Property Ins	82,562.00	80,000.00	2,562.00	103.2%
486.03 · Drug Screening	1,726.30	2,000.00	-273.70	86.3%
486.81 · Property Loss Claims-Borough	4,836.28	9,000.00	-4,163.72	53.7%
Total 486 · Insurance	89,124.58	91,000.00	-1,875.42	97.9%
491 · Refunds of Prior Year Expenses				
491.02 · RE Tax Refund - Prior	493.23	2,000.00	-1,506.77	24.7%
491.03 · Refunds - LST	249.80	500.00	-250.20	50.0%
491.06 · Refunds - Trash Collection	0.00	300.00	-300.00	0.0%
491.50 · Service Tax Credit - R/E Refund	1,075.66			
491.51 · Service Tax Credit - EIT Refund	1,284.22			
Total 491 · Refunds of Prior Year Expenses	3,102.91	2,800.00	302.91	110.8%
492 · Interfund Operating Transfers				
492.04 · Transfer to Celebrates Fund	0.00	4,000.00	-4,000.00	0.0%
Total 492 · Interfund Operating Transfers	0.00	4,000.00	-4,000.00	0.0%
Total Expense	2,194,063.55	4,590,719.00	-2,396,655.45	47.8%
Net Income	<u>990,558.46</u>	<u>0.00</u>	<u>990,558.46</u>	<u>100.0%</u>

**Crafton Celebrates
Financial Report
January through June 2019**

	Jan - Ju...	Budget	\$ Over B...	% of ...
Income				
367.00 - Celebrates Income	12,327.50	56,000.00	-43,672.50	22.0%
391.01 Trf from General Fund	0.00	4,000.00	-4,000.00	0.0%
Total Income	12,327.50	60,000.00	-47,672.50	20.5%
Expense				
457.01 Celebrates Expense				
457.21 Misc. Expenses	59.50			
457.22 Marketing & Mailers	1,416.02			
457.31 Celebrates Fireworks	0.00	8,000.00	-8,000.00	0.0%
457.35 Security	615.00			
457.38 Attractions & Rentals	13,517.00			
457.39 Entertainment-Stage	2,825.00			
457.391 Entertainment-Parade	1,530.00			
457.41 Booth Expenses	641.99			
457.91 Refund - Vendors	85.00			
457.01 Celebrates Expense - Other	0.00	52,000.00	-52,000.00	0.0%
Total 457.01 Celebrates Expense	20,689.51	60,000.00	-39,310.49	34.5%
Total Expense	20,689.51	60,000.00	-39,310.49	34.5%
Net Income	-8,362.01	0.00	-8,362.01	100.0%


**Road Tax Fund
FINANCIAL REPORT
January through June 2019**

	Jan - Jun 19	Budget	\$ Over Budget	% of ...
Income				
301.10 Road Tax - Current	438,976.65	476,160.00	-37,183.35	92.2%
301.20 Road Tax - Prior	15,217.66	17,000.00	-1,782.34	89.5%
319.01 Road Tax Pen/Int	2,208.43	5,000.00	-2,791.57	44.2%
354.03 Green Light-Go Disburse	0.00	704,051.00	-704,051.00	0.0%
363.25 Utility Reimburse-Paving	0.00	0.00	0.00	0.0%
380.01 Refund Prior Expenses	0.00	0.00	0.00	0.0%
392.31 TRF- Road Fund Reserve	0.00	114,500.00	-114,500.00	0.0%
Total Income	456,402.74	1,316,711.00	-860,308.26	34.7%
Gross Profit	456,402.74	1,316,711.00	-860,308.26	34.7%
Expense				
408.31 Engineering - Roads	18,868.10	60,000.00	-41,131.90	31.4%
408.315 Engineering - GLG	21,039.02	100,000.00	-78,960.98	21.0%
421.00 Bank Fees	0.00	0.00	0.00	0.0%
433.603 GLG - Grant Expenditure	0.00	704,051.00	-704,051.00	0.0%
433.605 GLG Construction Match	0.00	76,013.00	-76,013.00	0.0%
437.25 Equipment Repairs	0.00	8,000.00	-8,000.00	0.0%
438.45 Road - Contract Services	0.00	0.00	0.00	0.0%
438.74 Cap. Outlay - Equipment	0.00	0.00	0.00	0.0%
439.45 Road Paving Program	2,280.00	252,147.00	-249,867.00	0.9%
439.455 Road Program-Prior Year	9,123.78	114,500.00	-105,376.22	8.0%
491.10 Tax Refunds - Current	0.00	1,000.00	-1,000.00	0.0%
491.20 Tax Refund - Prior	116.29	1,000.00	-883.71	11.6%
Total Expense	51,427.19	1,316,711.00	-1,265,283.81	3.9%
Net Income	404,975.55	0.00	404,975.55	100.0%

Sewer Fund FINANCIAL REPORT

January through June 2019

	Jan - Jun 19	Budget	\$ Over Bud...	% of Budget
Income				
319 · Interest/Penalty-Jordan	8,045.09	25,000.00	-16,954.91	32.2%
341 · Interest on Investment-PLGIT	16,139.59	9,000.00	7,139.59	179.3%
357.04 · GROW Grant Disbursement	0.00	94,053.00	-94,053.00	0.0%
364 · Current Sewer User Fees	984,331.47	2,020,000.00	-1,035,668.53	48.7%
364.01 · Delinquent Sewer User Fees	29,436.53	22,000.00	7,436.53	133.8%
380 · Other - Alcosan Billing Reimb.	7,201.04	6,800.00	401.04	105.9%
381 · Reimb. Current Exp	0.00	0.00	0.00	0.0%
382 · Misc Income	0.00	0.00	0.00	0.0%
383.10 · Sewer Tap In Fees	0.00	0.00	0.00	0.0%
392.08 · Trf from Sewer Fund Reserve	0.00	220,090.00	-220,090.00	0.0%
Total Income	1,045,153.72	2,396,943.00	-1,351,789.28	43.6%
Expense				
408.312 · Engineering - General Proje...	149,908.64	70,000.00	79,908.64	214.2%
408.314 · Engineering - GROW Projects	11,609.13	24,000.00	-12,390.87	48.4%
408.316 · Engineering - Consent Order	40,263.75	141,000.00	-100,736.25	28.6%
421 · Office Supplies-Postage	0.00	1,000.00	-1,000.00	0.0%
425 · Maint/Rep.Materials	175.38	4,000.00	-3,824.62	4.4%
430 · Billing Fee - PAWC/Jordan	8,845.92	25,000.00	-16,154.08	35.4%
432 · Prof. Services - Legal	0.00	0.00	0.00	0.0%
436 · Alocsan - Qtrly Usage Chgs	508,612.33	1,032,000.00	-523,387.67	49.3%
437 · Equipment Repairs	1,627.60	10,000.00	-8,372.40	16.3%
438 · Fuel - Sweeper- Trk#108	2,397.69	5,000.00	-2,602.31	48.0%
442 · Dues - Permits	7,913.66	8,000.00	-86.34	98.9%
445 · Vactor charge	4,800.00	10,000.00	-5,200.00	48.0%
446 · Munic. Claim Commission	261.58	4,500.00	-4,238.42	5.8%
470.1 · Principal - Pennvest I	26,735.89	53,735.00	-26,999.11	49.8%
470.2 · Principal - Pennvest II	19,477.70	39,123.00	-19,645.30	49.8%
471.1 · Interest - Pennvest I	6,432.65	12,602.00	-6,169.35	51.0%
471.2 · Interest - Pennvest II	4,798.18	9,430.00	-4,631.82	50.9%
471.35 · Principal - PNC - ELGIN Swee...	16,336.34			
472.35 · Interest - PNC - ELGIN Swee...	3,366.70			
473.702 · General Project Construction	68,825.75	350,000.00	-281,174.25	19.7%
473.704 · GROW Project Construction	0.00	94,053.00	-94,053.00	0.0%
473.706 · Consent Order - Contract W...	123,272.18	445,000.00	-321,727.82	27.7%
475 · Cap Equipment Purchases	250.00	55,000.00	-54,750.00	0.5%
491 · Refunds	0.00	3,500.00	-3,500.00	0.0%
492 · Capital Project - Reserve Fund	0.00	0.00	0.00	0.0%
499 · other	152.49			
Total Expense	1,006,063.56	2,396,943.00	-1,390,879.44	42.0%
Net Income	39,090.16	0.00	39,090.16	100.0%



Jordan Tax Service, Inc.

102 Rahway Road • McMurray, PA 15317-3349

(412) 835-5243 • Fax (412) 835-5244

(724) 731-2300 • Fax (724) 731-2398

www.jordantax.com

Tax & Record
Services

Municipal

Business

Individual

July 15, 2019

Borough of Crafton
Rachel J. Susko, Manager
Municipal Building
100 Stotz Avenue
Pittsburgh, PA 15205

RE: Delinquent Earned Income & Net Profits Tax
Collection Summary Report
June, 2019

Detailed below are the Delinquent Earned Income Tax Collections remitted to the Borough for the Month of June, 2019:

PERIOD	TAX	PEN & INT	MUNICIPAL SHARE (50.00%)	
			MONTH	YEAR TO DATE
2011 and Prior	\$ 971.58	\$ 8.33	\$ 979.91	\$ 12,551.48
Add: Commissions	96.37	-	96.37	1,224.54
Refunds Issued	-	-	-	-
Net Collections	<u>\$ 1,067.95</u>	<u>\$ 8.33</u>	<u>\$ 1,076.28</u>	<u>\$ 13,776.02</u>

Amounts Transferred:

Date	Reference	Amount
06/30/19	Ck #2141	\$ 1,076.28

Total Transfers \$ 1,076.28

We have enclosed our invoice for services.

Very truly yours,
JORDAN TAX SERVICE, INC.

WRLjr/hlk


WILLIAM R. LINNERT, JR.

BOROUGH OF CRAFTON
Earned Income Tax Collections
 January through June 2019

	<u>Jan - Jun...</u>	<u>Budget</u>	<u>\$ Over Bu...</u>	<u>% of ...</u>
Income				
310 · Act 511 Taxes				
310.21 · EIT - Current	219,126.88	570,000.00	-350,873.12	38.4%
310.22 · EIT - Prior	216,568.20	235,000.00	-18,431.80	92.2%
Total 310 · Act 511 Taxes	435,695.08	805,000.00	-369,304.92	54.1%
319 · Penalty/Interest				
319.12 · P&I - EIT	331.25	1,000.00	-668.75	33.1%
Total 319 · Penalty/Interest	331.25	1,000.00	-668.75	33.1%
Total Income	436,026.33	806,000.00	-369,973.67	54.1%
Gross Profit	436,026.33	806,000.00	-369,973.67	54.1%
Expense				
403 · Tax Collection				
403.48 · Jordan-Act 32 SWTax District	8,314.39	15,000.00	-6,685.61	55.4%
Total 403 · Tax Collection	8,314.39	15,000.00	-6,685.61	55.4%
Total Expense	8,314.39	15,000.00	-6,685.61	55.4%
Net Income	<u>427,711.94</u>	<u>791,000.00</u>	<u>-363,288.06</u>	<u>54.1%</u>

CURRENT YEAR TO DATE DISTRIBUTIONS

	Resident Tax Amount	Non-Pen/Int Resident Tax Amount	Costs & Credits	Total Collections	Dist Year	Resident Tax Amount	Non-Pen/Int Resident Tax Amount	TCD Commission	Charges & Credits	Total Distribution
2012 Collections	(139.98)	0.00	0.00	(112.48)	2019	(139.98)	0.00	2.05	0.00	(\$110.43)
2013 Collections	(219.38)	0.00	0.00	(174.88)	2019	(219.38)	0.00	3.14	0.00	(\$171.74)
2014 Collections	1,425.81	0.00	0.00	1,514.81	2019	1,425.81	0.00	(27.26)	0.00	\$1,487.55
2015 Collections	1,401.93	0.00	0.00	1,477.93	2019	1,401.93	0.00	(26.62)	0.00	\$1,451.31
2015 Refunds	(6.50)	0.00	0.00	(6.50)	2019	(6.50)	0.00	0.00	0.00	(\$6.50)
2016 Collections	1,787.22	0.00	0.00	1,839.22	2019	1,787.22	0.00	(33.13)	0.00	\$1,806.09
2016 Refunds	(740.00)	0.00	0.00	(740.00)	2019	(740.00)	0.00	0.00	0.00	(\$740.00)
2017 Collections	2,529.87	0.00	0.00	2,562.87	2019	2,529.87	0.00	(46.23)	0.00	\$2,516.64
2017 Refunds	(366.50)	0.00	0.00	(366.50)	2019	(366.50)	0.00	0.00	0.00	(\$366.50)
2018 Collections	234,159.06	1,448.17	0.00	235,616.48	2019	234,159.06	1,448.17	(4,242.03)	0.00	\$231,374.45
2018 Refunds	(24,711.50)	0.00	0.00	(24,711.50)	2019	(24,711.50)	0.00	0.00	0.00	(\$24,711.50)
2019 Collections	217,836.55	1,290.33	0.00	219,126.88	2019	217,836.55	1,290.33	(3,944.31)	0.00	\$215,182.57
Current Year To Date	432,956.58	2,738.50	0.00	436,026.33	2019	432,956.58	2,738.50	(8,314.39)	0.00	\$427,711.94



Jordan Tax Service, Inc.

102 Rahway Road • McMurray, PA 15317-3349

(412) 835-5243 • Fax (412) 835-5244

(724) 731-2300 • Fax (724) 731-2398

www.jordantax.com

Tax & Record
Services

Municipal

Business

Individual

July 15, 2019

Borough of Crafton
Rachel J. Susko, Manager
Municipal Building
100 Stotz Avenue
Pittsburgh, PA 15205

RE: Local Services Tax Collections
Collection Summary Report
June, 2019

Detailed below are the Local Services Tax Collections remitted to the Borough for the Collection Period of June 1, 2019 through June 30, 2019:

<u>PERIOD</u>	<u>TAX</u>	<u>PEN & INT</u>	<u>TOTAL COLLECTIONS</u>	<u>YEAR TO DATE</u>
2017 and Prior	\$ -	\$ -	\$ -	\$ 52.00
2018	132.00	1.76	133.76	12,393.96
2019	143.00	0.28	143.28	12,142.38
Total Collections	<u>275.00</u>	<u>2.04</u>	<u>277.04</u>	<u>24,588.34</u>
Refunds Issued	-	-	-	-
	<u>\$ 275.00</u>	<u>\$ 2.04</u>		
Net Collections			<u>\$ 277.04</u>	<u>\$ 24,588.34</u>

Amounts Remitted:


<u>Date</u>	<u>Batch #</u>	<u>Amount</u>
06/03/19	45	\$ 53.76
06/04/19	13	64.00
06/12/19	46	80.00
06/24/19	14	79.28

Total Deposited \$ 277.04

We have enclosed our invoice for services.

Very truly yours,
JORDAN TAX SERVICE, INC.

WILLIAM R. LINNERT, JR.



Jordan Tax Service, Inc.

102 Rahway Road • McMurray, PA 15317-3349

(412) 835-5243 • Fax (412) 835-5244

(724) 731-2300 • Fax (724) 731-2398

www.jordantax.com

Tax & Record
Services

Municipal

Business

Individual

July 15, 2019

Borough of Crafton
Rachel J. Susko, Manager
Municipal Building
100 Stotz Avenue
Pittsburgh, PA 15205

RE: Business Privilege Tax
Collection Summary Report
June, 2019

Detailed below are the Business Privilege Tax Collections remitted to the Borough for the Collection Period of June 1, 2019 through June 30, 2019:

<u>PERIOD</u>	<u>TAX</u>	<u>LICENSE</u>	<u>PEN & INT</u>	<u>TOTAL COLLECTIONS</u>	<u>YEAR TO DATE</u>
2017 and Prior	\$ 241.28	\$ 10.00	\$ -	\$ 251.28	\$ 402.28
2018	507.18	50.00	-	557.18	1,021.26
2019	2,017.67	140.00	48.36	2,206.03	53,317.47
Total Collections	2,766.13	200.00	48.36	3,014.49	54,741.01
Refunds Issued	-	-	-	-	-
	<u>\$ 2,766.13</u>	<u>\$ 200.00</u>	<u>\$ 48.36</u>		
Net Collections				<u>\$ 3,014.49</u>	<u>\$ 54,741.01</u>


Amounts Deposited:

<u>Date</u>	<u>Batch #</u>	<u>Amount</u>
06/03/19	16	\$ 737.77
06/05/19	17	33.04
06/12/19	18	1,045.16
06/26/19	44/40	768.46
06/27/19	41/19	430.06
Total Deposited		<u>\$ 3,014.49</u>

We have enclosed our invoice for services.

Very truly yours,
JORDAN TAX SERVICE, INC.

WILLIAM R. LINNERT, JR.



Jordan Tax Service, Inc.

102 Rahway Road • McMurray, PA 15317-3349
 (412) 835-5243 • Fax (412) 835-5244
 (724) 731-2300 • Fax (724) 731-2398
 www.jordantax.com

Tax & Record
 Services
 Municipal
 Business
 Individual

July 15, 2019

Borough of Crafton
 Rachel J. Susko, Manager
 Municipal Building
 100 Stotz Avenue
 Pittsburgh, PA 15205

RE: Trash Removal
 Collection Summary Report
 June, 2019

Detailed below are the 2019 Trash Removal Collections remitted to the Borough for the Month of June, 2019:

	<u>BILLING FEE</u>	<u>GARBAGE</u>	<u>TOTAL</u> <u>CURRENT PERIOD</u>	<u>YEAR TO DATE</u>
FACE TAX	\$ 50.00	\$ 2,871.20	\$ 2,921.20	\$ 462,382.72
Less: Discount	-	-	-	(17,611.00)
Plus: Penalty	-	174.00	174.00	1,657.10
Total Collections	\$ 50.00	\$ 3,045.20	\$ 3,095.20	\$ 446,428.82

Amounts Deposited:


<u>Date</u>	<u>Batch #</u>	<u>Amount</u>
06/10/19	21	\$ 3,095.20
Total		3,095.20
Less: Refunds		-
Total Deposits		\$ 3,095.20

** Bank deposit error!
 Corrected 7/1/19.*

	<u>BILLING</u>	<u>GARBAGE</u>	<u>YEAR-TO-DATE</u>
FACE BALANCE 02/01/2019	\$ 9,875.00	\$ 571,560.00	\$ 581,435.00
Add: Additions	-	-	-
Less: Deletions	-	-	-
ADJUSTED FACE BALANCE	9,875.00	571,560.00	581,435.00
Less: Total Collections	(8,300.00)	(454,082.72)	(462,382.72)
Less: Turned Over to Delinquent	-	-	-
FACE BALANCE 6/30/2019	\$ 1,575.00	\$ 117,477.28	\$ 119,052.28

Very truly yours,
 JORDAN TAX SERVICE, INC.

William R. Linnert, Jr.
 WILLIAM R. LINNERT, JR.



Jordan Tax Service, Inc.

102 Rahway Road • McMurray, PA 15317-3349

(412) 835-5243 • Fax (412) 835-5244

(724) 731-2300 • Fax (724) 731-2398

www.jordantax.com

**Tax & Record
Services**

Municipal

Business

Individual

July 15, 2019

Borough of Crafton
Rachel J. Susko, Manager
Municipal Building
100 Stotz Avenue
Pittsburgh, PA 15205

RE: Real Estate Taxes
Collection Summary Report
June, 2019

Detailed below are the 2019 Real Estate Tax Collections deposited to the Borough account for the Month of June, 2019:

	CURRENT PERIOD			YEAR TO DATE
	REAL ESTATE	ROAD	TOTAL	
FACE TAX	\$ 16,105.18	\$ 10,272.99	\$ 26,378.17	\$ 1,735,527.54
Less: Discount	(81.06)	(27.45)	(108.51)	(34,043.30)
Plus: Penalty	0.74	0.25	0.99	0.99
Total Collections	\$ 16,024.86	\$ 10,245.79	\$ 26,270.65	\$ 1,701,485.23

Amounts Deposited:

Date	Batch #	Amount
06/07/19	17	\$ 20,054.35
06/14/19	18	8,187.61
Total Deposits		28,241.96
Less: Refunds:	1001	(1,971.31)
Net Collections		\$ 26,270.65

	2018	2018	2019	2019	TOTAL
	REAL ESTATE	ROAD	REAL ESTATE	ROAD	
FACE BALANCE 3/1/2019	\$ -	\$ -	\$ 1,527,404.44	\$ 517,215.74	\$ 2,044,620.18
Add: Additions	-	-	624.98	211.63	836.61
Less: Exonerations	-	-	(1,133.57)	(383.86)	(1,517.43)
ADJUSTED FACE BALANCE	-	-	1,526,895.85	517,043.51	2,043,939.36
Less: Total Collections	-	-	(1,291,269.22)	(444,258.32)	(1,735,527.54)
Less: Turned Over to Delinquent	-	-	-	-	-
FACE BALANCE 6/30/2019	\$ -	\$ -	\$ 235,626.63	\$ 72,785.19	\$ 308,411.82

Very truly yours,
JORDAN TAX SERVICE, INC.

WILLIAM R. LINNERT, JR.

Tax Collector's Monthly Report to Taxing Districts

For the Month of JUNE, 2019

BOROUGH OF CRAFTON Taxing District

		Real Estate	Road	Prior Years Real Estate	Prior Years Road
A. Collections					
1.	Balance Collectable-Beginning of Month	252,240.40	83,230.41		
2A.	Additions: During the Month(*)	624.98	211.63		
2B.	Deductions: Credits During the Month - (from line 17)				
3.	Total Collectable	252,865.38	83,442.04	0.00	0.00
4.	Less: Face Collections for the Month	16,105.18	10,272.99		
5.	Less: Deletions from the List (Gentrifications)				
6.	Less: Exonerations (*)	1,133.57	383.86		
7.	Less: Liens/Non-Lienable Installments(*)				
8.	Balance Collectable - End of Month	235,626.63	72,785.19	0.00	0.00
B. Reconciliation of Cash Collected					
9.	Face Amount of Collections - (must agree with line 4)	16,105.18	10,272.99	0.00	0.00
10.	Plus: Penalties	0.74	0.25		
11.	Less: Discounts	81.06	27.45		
12.	Total Cash Collector per Column	16,024.86	10,245.79	0.00	0.00
13.	Total Cash Collected				26,270.65
C. Payment of Taxes					
14.	Amount Remitted During the Month (*)				
	Date	Transaction #	Amount		TOTAL ALL TAXES
	6/7/2019	17	20,054.35		
	6/14/2019	18	8,187.61		
		1001 -Refunds	(1,971.31)		
15.	Amount paid with this Report Applicable to this Reporting Month	Trx. #	Total		\$ 26,270.65
16.	Total Remitted This Month				\$ 26,270.65
17.	List, Other Credit Adjustments (*)				\$ 26,270.65
	Parcel #	Name	Amount		
18.	Interest Earnings (if applicable)		Total	0.00	
	Taxing District Use (Optional)				
	Carryover from Previous Month				
	Amount Collected This Month				
	Less Amount Paid This Month				
	Ending Balance				

William J. Summit Agent Acting on behalf of the Tax Collector
 Date 7/17/19
 Received by (taxing district): Cynthia M. ... Title: Tax Collector Date 7/17/19

* Prior Yr. Collections Agent Acting on behalf of the Tax Collector
 I verify this is a complete and accurate reporting of the balance collectable, taxes collected remitted for the month.
 Received by (taxing district): Cynthia M. ... Title: Tax Collector Date 7/17/19
 I acknowledge the receipt of this report.

**BOROUGH OF CRAFTON
POLICE DEPARTMENT**

MARK A. SUMPTER
CHIEF OF POLICE

100 STOTZ AVENUE
CRAFTON, PENNSYLVANIA 15205

JAMES G. BLOOM
MAYOR



July 18, 2019

Crafton Police responded to 249 complaints during the month of June 2019.

The following 4 pages attached show a print out of the calls answered by Crafton Police.

Paid parking tags paid at the window - \$30.00

Copies of Police Reports – \$150.00

No solicitor permits were issued for the month of June

No truck permits were issued for the month of June

Fines collected by the Magistrate and paid to the borough for June - \$1,743.98

There were 84 citations issued, 24 citation warnings, 2 parking tags, 4 AccuTrak – 114 total

Crafton Borough had one narcotic related calls for the month of June 2019.

Naloxone (Narcan) was not used by Crafton Police. It was used one time by EMS.

Mileage on Police Cars:

Unit #11-1 - 2,248 miles ending at 56,209

Unit #11-2 - 2,683 miles ending at 53,835

Unit #11-3 - 334 miles ending at 51,131

Respectfully submitted,

Barbara H. Berkhouse
Barbara H. Berkhouse
Police Secretary

Calls for Service - by Keyword

CRAFTON BOROUGH



Incidents Reported Between 06/01/2019 and 06/30/2019

Code	Description	Primary Count	Secondary UCR Count		
			Code 2	Code 3	Code 4
911 HANGUP					
3802	SERVICE CALL-911 HANG UP	1			
ABANDON VE					
2810	TWP ORD-ABANDONED VEH (INCLUDING STATE)	2			
ACCIDENT M					
3100	MOTOR VEHICLE ACCIDENTS	3			
6004	TRAFFIC ACC. INVOLVING PROPERTY DAMAGE	1			
6008	ACCIDENT INVOLVING NONINJURY	1			
		<u>5</u>			
ALARM					
3810	SERVICE CALL-ALARMS-UNFOUNDED-EXCPT FIRE	15			
3840	FIRES (INCLUDING ALARMS-FOUNDED/UNFOUNDED)	2			
		<u>17</u>			
ALL ORDINA					
2830	TWP ORD-ALL OTHER	1			
ALL OTHER					
2600	ALL OTHER CRIMES CODE VIOLATIONS	1			
2640	ALL OTHER ORDINANCE VIOLATIONS	1			
		<u>2</u>			
ANIMAL					
3805	SERVICE CALL-ANIMAL	3			
5502	ANIMAL COMPLAINTS - BARKING DOGS	4			
5506	ANIMAL COMPLAINTS - STRAY ANIMALS	2			
5510	ANIMAL COMPLAINTS - OTHER	2			
		<u>11</u>			ANIMAL CONTROL CALLED ON 1 CALL
ASSAULT					
0440	ASSAULT - HANDS, FISTS, FEET	2			
ASSIST AGY					
3830	SERVICE CALL-ASSIST OTHER AGENCY	1			
ASSIST FIR					
7502	ASSIST OTHER AGENCIES - FIRE DEPT.	1			
ASSIST POL					
7504	ASSIST OTHER AGENCIES - OTHER POLICE	1			
CHECK WELF					
3801	SERVICE CALL-CHECK WELFARE	12			
CRIM MISCH					
1410	CRIMINAL MISCHIEF TO AUTOMOBILES	1			
1440	CRIMINAL MISCHIEF - ALL OTHER	1			

Calls for Service - by Keyword

CRAFTON BOROUGH



Incidents Reported Between 06/01/2019 and 06/30/2019

Code	Description	Primary Count	Secondary UCR Count		
			Code 2	Code 3	Code 4
CRIM MISCH					
1450	ALL OTHER VANDALISM	1			
		3			
DISTURBANC					
3610	DISTURBANCES-NOISE	7			
3620	DISTURBANCES-OTHER (FIGHTS,DISPUTES,ETC)	11			
		18			
DOA					
3320	DOA	1			
DOMESTIC					
3600	DISTURBANCES-DOMESTIC	4			
DRUG					
1811	NARCOTICS-SALE-MORPHINE, HEROIN, CODEINE	1			
1833	NARCOTICS-POSSESSION-SYNTHETIC NARCOTIC	1			
1842	NARCOTICS-USE-MARIJUANA, HASHISH, ETC.	1			
		3			
DUI					
2111	DRIVING UNDER THE INFLUENCE - ALCOHOL	2			
2112	DRIVE UNDER INFLUENCE-ALCOHOL-IMPAIRED	2			
		4			
ELECTRICAL					
4026	NON-CRIMINAL-WIRES AND POLES DOWN	1			
FAMILY					
2902	FAMILY-CHILD WELFARE	1			
FOUND ARTI					
5004	LOST & FOUND - FOUND ARTICLES	2			
FRAUD					
1100	FRAUD	2			
HARASSMENT					
2450	HARASSMENT	3			
HARASSSMEN					
2410	HARASSMENT BY COMMUNICATION	3			
HAZARDOUS					
3850	HAZARDOUS CONDITIONS	7			
HIT AND RU					
8519	HIT AND RUN ACCIDENT	10			

Calls for Service - by Keyword

CRAFTON BOROUGH



Incidents Reported Between 06/01/2019 and 06/30/2019

Code	Description	Primary Count	Secondary UCR Count		
			Code 2	Code 3	Code 4
INFORMATIO					
7010	PUBLIC SERVICES-NOTIFICATIONS(POL.INFO.)	1			
LOST ARTIC					
5008	LOST & FOUND - LOST ARTICLES	2			
MEDICAL					
3870	MEDICAL EMERGENCY	24			
7008	PUBLIC SERVICES - MEDICAL ASSISTANCE	25			
		49			
MENTAL					
3400	MENTAL HEALTH	4			
MISSING PE					
5010	LOST & FOUND - MISSING JUVENILE FEMALE	1			
OPEN BURN					
2820	TWP ORD-OPEN BURNING	1			
PROPERTY					
2910	LOST/MISSING PROPERTY	1			
PUBL DRUNK					
2300	PUBLIC DRUNKENESS	2			
RECOV PROP					
3000	FOUND/RECOVERED PROPERTY	2			
SOLICITING					
2800	TWP ORD-SOLICITING	2			
SUSPICIOUS					
3500	SUSPICIOUS PERSONS,AUTOS,CIRCUMSTANCES	23			
SVC CALL					
3800	SERVICE CALL-MISCELLANEOUS	14			
THEFT					
0613	THEFT-\$200 & OVER-RETAIL THEFT	1			
0614	THEFT-\$200 & OVER-FROM AUTO (EXCPT 0615)	1			
0619	THEFT-\$200 & OVER-ALL OTHER	3			
0624	THEFT-\$50 TO \$200-FROM AUTO (EXCPT 0625)	1			
0629	THEFT-\$50 TO \$200-ALL OTHER	1			
0633	THEFT-UNDER \$50-RETAIL THEFT	2			
0634	THEFT-UNDER \$50-FROM AUTO (EXCEPT 0635)	2			

Calls for Service - by Keyword

CRAFTON BOROUGH



Incidents Reported Between 06/01/2019 and 06/30/2019

Code	Description	Primary Count	Secondary UCR Count		
			Code 2	Code 3	Code 4
THEFT					
0637	THEFT - UNDER \$50 - FROM BUILDINGS	1			
		12			
THEFT MV					
0716	M.V.THEFT-AUTOS - ALL OTHER PARKING LOTS	1			
TRAF CIT					
CITT	TRAFFIC CITATION	54			
TRAFFIC					
3900	TRAFFIC & PARKING PROBLEMS	11			
4010	TRAFFIC OFFENSES	1			
6312	TRAFFIC ENFORCEMENT - WARNINGS	1			
		13			
TRESPASS					
2660	TRESPASSING OF REAL PROPERTY	3			
Total Calls		<u>303</u>			
		<u>54</u>			
		249			

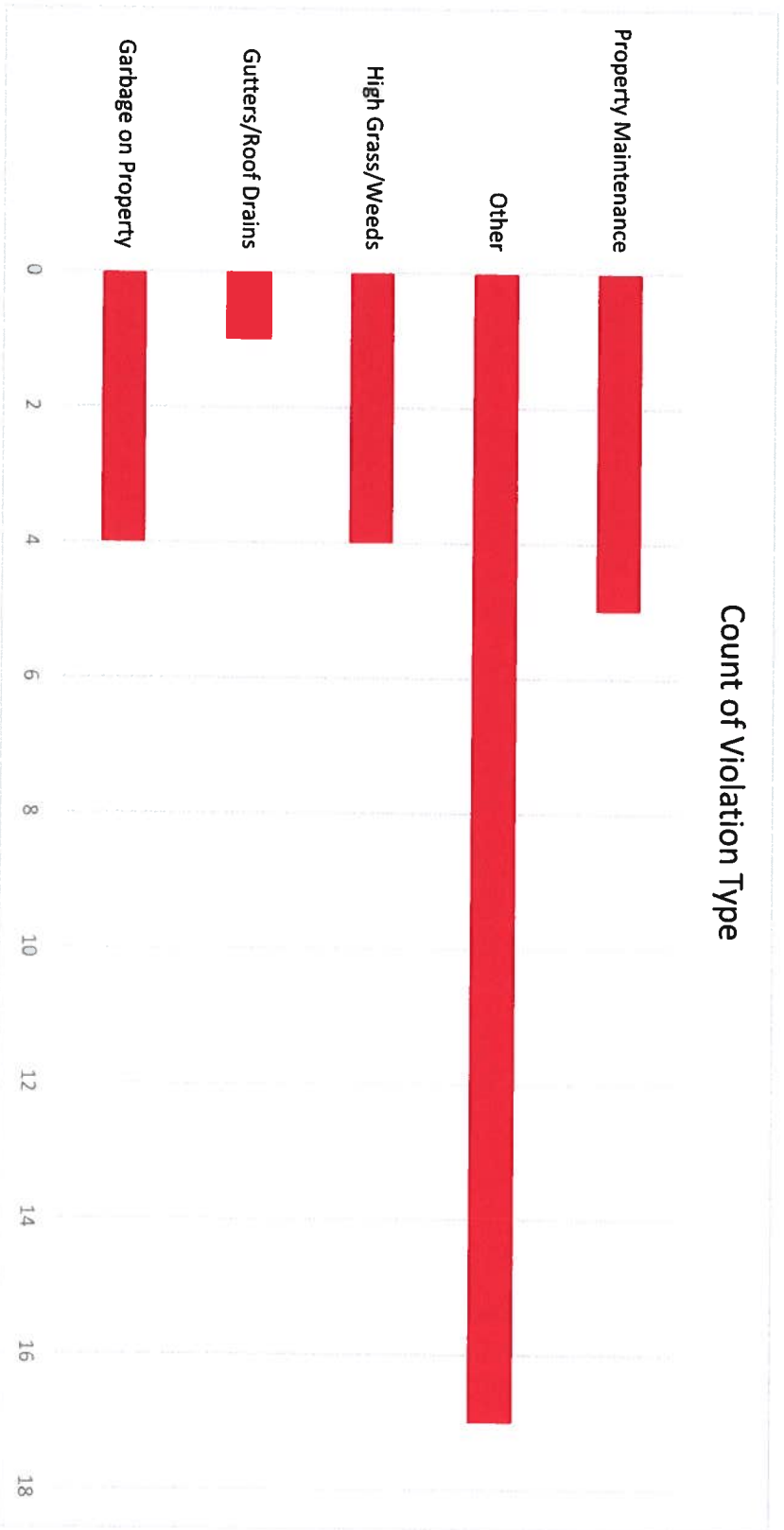
CODE ENFORCEMENT REPORT JUNE-JULY 2019

<u>Date Submitted</u>	<u>Address</u>	<u>Violation Type</u>	<u>Description</u>	<u>Code</u>	<u>Status</u>
6/18/2019	N Linwood	High Grass/Weeds	Grass is high, weeds against garage tall. 5 days.	302.4	Closed
6/19/2019	Dinsmore	Other	Rental inspection reminder		Open
6/19/2019	Maplewood	Other	Rental inspection reminder		Open
6/19/2019	Maplewood	Other	Rental inspection reminder. Paperwork received 7/5/19		Closed
6/19/2019	Maplewood	Other	Rental inspection reminder. Notice sent 6/19/19. Paperwork received 7/5/19		Closed
6/19/2019	Maplewood	Other	Rental inspection reminder. Only currently owner occupied		Closed
6/19/2019	Maplewood	Other	Rental inspection reminder		Open
6/19/2019	Maplewood	Other	Rental inspection reminder		Open
6/19/2019	Maplewood	Other	Rental inspection reminder		Open
6/19/2019	Maplewood	Other	Rental inspection reminder. Tenant registration received 7/3/19		Closed
6/19/2019	Maplewood	Other	Rental inspection reminder. Paperwork received 7/2/19		Closed
6/25/2019	E Crafton	Property Maintenance	Porch ceiling badly peeling. 60 days. 9/17/2019	304.2	Open
6/25/2019	Rodgers	Garbage on Property	Old trash left in driveway. 5 days.	308.1	Closed
6/25/2019	Rodgers	High Grass/Weeds	high grass and weeds. 5 days.	302.4	Open
6/25/2019	E Crafton	Property Maintenance	Missing fascia, porch elements in disrepair, peeling paint. 60 days.	304.2,3,10;302.4	Open

CODE ENFORCEMENT REPORT JUNE-JULY 2019

6/26/2019	Broadhead	Other	Large pile of bulk waste/branches on property. 15 days.	188-3 A	Open
6/27/2019	E Crafton	High Grass/Weeds	Weeds overgrown. 5 days.	302.4	Closed
7/1/2019	Lawson	Other	Hazardous Tree	131-2	Open
7/1/2019	Clearview	Garbage on Property	accumulating waste. 15 days.	188-3 A	Open
7/1/2019	Clearview	Garbage on Property	Bulk waste on property. 15 Days.	188-3 A	Open
7/1/2019	Clearview	Property Maintenance	Railing in disrepair. 30 days.		Open
7/2/2019	Lawson	Other	Rental Reminder		Open
7/2/2019	E Crafton	Other	Dead branches/split trunk causing hazard over alley & adjacent property. 10 days. 5 days. 3 days final.	131-2A	Closed
7/3/2019	E. Crafton	Other	Rental Inspection reminder		Open
7/3/2019	S. Grandview	Other	Rental inspection reminder		Open
7/10/2019	Oregon	High Grass/Weeds	High grass		Open
7/15/2019	Clearview	Property Maintenance	Soffit off and wood exposed. 30 days.	304.2	Open
7/17/2019	1764 Barr	Other	broken/unused jet ski	214-92	Open
7/17/2019	Barr	Garbage on Property	Demo debris against garage. 15 days to remove	188-A	Open
7/18/2019	Barr	Property Maintenance	Fascia missing. 30 days.	304.2	Open
7/18/2019	Barr	Gutters/Roof Drains	Gutters growing plants. 30 days.	304.7	Open

Violation Type	Count of Violation Type
Garbage on Property	4
Gutters/Roof Drains	1
High Grass/Weeds	4
Other	17
Property Maintenance	5



Building Inspection Report

June 2019

June Reports Received

(Attached)

Building Inspection Underwriters
Allegheny County R/E Transfer

Certificates & Permits Issued

June 2019

Rental Inspection Certificates Issued	8
Zoning Use/Occupancy Certificates Issued	10
Building/Zoning Permits Issued	8

PUBLIC WORKS/PARKS OPERATIONS REPORT

Council Meeting

July 22, 2019

Crew report 6-21-19 to 7-22-19

- **One Call** - responses at various locations
- **Litter can maintenance**- Check and empty all cans weekly.
- **Rain /Wind Storm**- Respond to rain/wind storms -crews check and clear catch basins removing debris build up tree limbs and branches; check and clear borough facilities of any storm related issues.
- **Emergency Response** - 4 separate responses. 3 tree related. All Steuben. (1-2) Steuben between Duncan & McCormick (3) Steuben between McCormick and Thornburg bridge. Chartiers Ave slide removal. Clear rock and debris infringing on Chartiers Ave from hillside.
- **Chipper Service**- Respond to request for services from residents for branch/debris removal various locations. Delivered compost 1 location.
- **Compost Site**- Windrow Maintenance.
- **Sidewalk Repair** -North Emily and Crafton Blvd
- **Facility Maintenance**- Air condition repair CBB for Police office, Ordinance Office and Mayors Office section.
- **Truck Repairs/Maintenance** - Tiger machine, fleet preventative maintenance
- **Hot Patch**- Maplewood, McMunn, Ewing, Lawson, Highland, Nancy Alley, Pine Alley (Not complete)
- **Park/Pool Maintenance**- Cut all facilities (4x) Chemical check (daily) backwash as needed; Ball Field-Clean up and infield work main park, paint fence line bleachers dug out benches, ball field steps, repair ice machine. Level playground mulch. Set up and clean up for Crafton Celebrates.
- **Street Sweeping Program**- Swept all routes weekly. 297 miles -20 Loads
- **Tree pruning/removal**- Pruned Elmwood, Bradford, Josephine.
- **Weed Control** -All Borough steps, Chartiers, Crafton Blvd (Side arm mower)
- **Catch Basins Cleaning**- West Crafton @Steuben, Steuben@ Duncan, Mildred @ Steuben
- **Catch Basin Repairs** - Corner of Steuben and Oregon. 39 McMunn
- **Sewer Line Repair**- Bells Creek, Repair two feet of 24-inch broken combination line
- **Sign Maintenance**- Replace traffic signs at various locations.

Admin.

Meet Borough Manger to discuss PW issues. Field inspections regarding one call, street openings; construction projects. Meet at Gateway for projects discussion; attended Pre-Con for O&M Plan, emergency response to trees down blocking roadway and rock/mud slide.

Managing day to operations/administration for Public Works and Parks maintenance and repairs. Respond to constituents request for information and service.

Order supplies and material. Routine Field investigations, routine paperwork.