

**BOROUGH OF CRAFTON**  
**TREASURER'S REPORT**  
**October 31, 2022**

**DEMAND DEPOSITS**

|   |                     |
|---|---------------------|
| General Fund - Huntington - 5894                  | 2,378,924.44        |
| Liquid Fuels Fund                                 | 241,458.31          |
| Sewer Fund - Huntington - 5917                    | 404,982.75          |
| Capital Projects Reserve Fund - Huntington - 5865 | 1,000.00            |
| Capital Projects Bond Fund- Huntington - 1480     | 140,289.48          |
| Crafton Celebrates - Huntington - 1493            | 17,421.80           |
|   |                     |
| <b>Total Demand Deposits</b>                      | <b>3,184,076.78</b> |

**INVESTMENTS**

|   |                      |
|---|----------------------|
| Huntington MMax - General - 3168                    | 864,231.69           |
| Huntington MMax - Sewer - 3408                      | 1,342,780.46         |
| Capital Projects Bond Fund-MMax - Huntington - 2524 | 3,756,522.48         |
| PNC DB Trust Police Pension                         | -                    |
| PNC DB Trust Employee Pension                       | -                    |
| Huntington Employee Pension                         | 1,673,216.35         |
| Huntington Police Pension                           | 5,018,158.55         |
|   |                      |
| <b>Total Investments</b>                            | <b>12,654,909.53</b> |

**TOTAL DEMAND DEPOSITS AND INVESTMENT ACCOUNTS**

**15,838,986.31**



Annette M. Lherbier, Treasurer

**BOROUGH OF CRAFTON  
TREASURER'S REPORT  
November 30, 2022**

**DEMAND DEPOSITS**

|   |                     |
|---|---------------------|
| General Fund - Huntington - 5894                  | 2,053,362.89        |
| Liquid Fuels Fund                                 | 241,655.12          |
| Sewer Fund - Huntington - 5917                    | 530,799.94          |
| Capital Projects Reserve Fund - Huntington - 5865 | 1,000.00            |
| Capital Projects Bond Fund- Huntington - 1480     | 140,403.83          |
| Crafton Celebrates - Huntington - 1493            | 17,436.00           |
|   |                     |
| <b>Total Demand Deposits</b>                      | <b>2,984,657.78</b> |

**INVESTMENTS**

|   |                      |
|---|----------------------|
| Huntington MMax - General - 3168                    | 865,479.50           |
| Huntington MMax - Sewer - 3408                      | 1,344,719.21         |
| Capital Projects Bond Fund-MMax - Huntington - 2524 | 3,745,194.42         |
| PNC DB Trust Police Pension                         | -                    |
| PNC DB Trust Employee Pension                       | -                    |
| Huntington Employee Pension                         | 1,714,102.90         |
| Huntington Police Pension                           | 5,159,230.16         |
|   |                      |
| <b>Total Investments</b>                            | <b>12,828,726.19</b> |

**TOTAL DEMAND DEPOSITS AND INVESTMENT ACCOUNTS**

**15,813,383.97**



Annette M. Lherbier, Treasurer

**BOROUGH OF CRAFTON  
TREASURER'S REPORT  
December 31, 2022**

**DEMAND DEPOSITS**

|   |                     |
|---|---------------------|
| General Fund - Huntington - 5894                  | 2,224,239.80        |
| Liquid Fuels Fund                                 | 767.72              |
| Sewer Fund - Huntington - 5917                    | 140,087.98          |
| Capital Projects Reserve Fund - Huntington - 5865 | 20,933.00           |
| Capital Projects Bond Fund- Huntington - 1480     | 162,577.80          |
| Crafton Celebrates - Huntington - 1493            | 17,454.67           |
|   |                     |
| <b>Total Demand Deposits</b>                      | <b>2,566,060.97</b> |

**INVESTMENTS**

|   |                      |
|---|----------------------|
| Huntington MMax - General - 3168                    | 866,973.34           |
| Huntington MMax - Sewer - 3408                      | 1,247,040.23         |
| Capital Projects Bond Fund-MMax - Huntington - 2524 | 3,310,022.77         |
| PNC DB Trust Police Pension                         | -                    |
| PNC DB Trust Employee Pension                       | -                    |
| Huntington Employee Pension                         | 1,649,917.83         |
| Huntington Police Pension                           | 4,964,014.41         |
|   |                      |
| <b>Total Investments</b>                            | <b>12,037,968.58</b> |

**TOTAL DEMAND DEPOSITS AND INVESTMENT ACCOUNTS**

**14,604,029.55**



Annette M. Lherbier, Treasurer

|   | Jan - Dec 22        | Budget              | \$ Over Budget     | % of Budget    |
|---|---------------------|---------------------|--------------------|----------------|
| <b>Income</b>                                       |                     |                     |                    |                |
| <b>3000 - Real Estate Taxes</b>                     |                     |                     |                    |                |
| 3001 - Real Estate - Current                        | 1,603,119.69        | 1,700,000.00        | -96,880.31         | 94.3%          |
| 3005 - Real Estate - Prior year                     | 27,643.84           | 8,500.00            | 19,143.84          | 325.22%        |
| 3010 - Real Estate - Delinquent                     | 43,224.07           | 65,000.00           | -21,775.93         | 66.5%          |
| 3015 - Real Estate - Penalty & Int.                 | 4,180.84            | 2,000.00            | 2,180.84           | 209.04%        |
| 3020 - R/E Delinq. P&I                              | 20,939.80           | 30,000.00           | -9,060.20          | 69.8%          |
| <b>Total 3000 - Real Estate Taxes</b>               | <b>1,699,108.24</b> | <b>1,805,500.00</b> | <b>-106,391.76</b> | <b>94.11%</b>  |
| <b>3030 - Road Taxes</b>                            |                     |                     |                    |                |
| 3031 - Road Tax - Current                           | 630,014.34          | 615,000.00          | 15,014.34          | 102.44%        |
| 3035 - Road Tax - Prior                             | 26,616.36           | 20,000.00           | 6,616.36           | 133.08%        |
| 3040 - Road Tax - Penalty & Int.                    | 3,972.88            | 5,000.00            | -1,027.12          | 79.46%         |
| <b>Total 3030 - Road Taxes</b>                      | <b>660,603.58</b>   | <b>640,000.00</b>   | <b>20,603.58</b>   | <b>103.22%</b> |
| <b>3050 - Act 511 Taxes</b>                         |                     |                     |                    |                |
| 3051 - Real Estate Transfer Tax                     | 135,349.22          | 110,000.00          | 25,349.22          | 123.05%        |
| 3053 - EIT - Current                                | 696,737.33          | 610,000.00          | 86,737.33          | 114.22%        |
| 3056 - EIT - Prior                                  | 262,433.33          | 285,000.00          | -22,566.67         | 92.08%         |
| 3059 - EIT - Delinquent                             | 4,030.43            | 7,500.00            | -3,469.57          | 53.74%         |
| 3062 - EIT - Penalty & Interest                     | 1,530.30            | 500.00              | 1,030.30           | 306.06%        |
| 3065 - EIT - Delinq. - Penalty & Int.               | 0.06                | 1,500.00            | -1,499.94          | 0.0%           |
| 3068 - Mercantile - Current                         | 113,666.42          | 90,000.00           | 23,666.42          | 126.3%         |
| 3074 - Mercantile - Penalty & Int.                  | 615.22              | 100.00              | 515.22             | 615.22%        |
| 3077 - Business Priviledge - Current                | 57,841.19           | 60,000.00           | -2,158.81          | 96.4%          |
| 3080 - Business Priviledge P&I                      | 468.04              | 100.00              | 368.04             | 468.04%        |
| 3083 - Local Service Tax - Current                  | 53,427.49           | 45,000.00           | 8,427.49           | 118.73%        |
| 3086 - Local Svc Tax P&I                            | 1.56                | 100.00              | -98.44             | 1.56%          |
| <b>Total 3050 - Act 511 Taxes</b>                   | <b>1,326,100.59</b> | <b>1,209,800.00</b> | <b>116,300.59</b>  | <b>109.61%</b> |
| <b>3090 - Sewer Fees</b>                            |                     |                     |                    |                |
| 3091 - Sewer Fees - Current                         | 2,212,322.18        | 2,380,000.00        | -167,677.82        | 92.96%         |
| 3093 - Sewer Fees - Delinq.                         | 55,078.23           | 15,000.00           | 40,078.23          | 367.19%        |
| 3095 - Alcosan Blling Reimb.                        | 7,597.80            | 7,500.00            | 97.80              | 101.3%         |
| 3097 - Sewer Fees - Penalty & Int.                  | 25,221.79           | 9,000.00            | 16,221.79          | 280.24%        |
| 3099 - Sewer Tap In Fees                            | 0.00                | 1,500.00            | -1,500.00          | 0.0%           |
| <b>Total 3090 - Sewer Fees</b>                      | <b>2,300,220.00</b> | <b>2,413,000.00</b> | <b>-112,780.00</b> | <b>95.33%</b>  |
| <b>3100 - Business Licenses &amp; Permits</b>       |                     |                     |                    |                |
| 3101 - Soliciting Permits                           | 0.00                | 500.00              | -500.00            | 0.0%           |
| 3105 - Mechanical Devices                           | 6,000.00            | 2,000.00            | 4,000.00           | 300.0%         |
| 3110 - Cable Franchise Fees                         | 88,059.95           | 90,000.00           | -1,940.05          | 97.84%         |
| 3115 - Business Licenses                            | 1,890.00            | 2,000.00            | -110.00            | 94.5%          |
| <b>Total 3100 - Business Licenses &amp; Permits</b> | <b>95,949.95</b>    | <b>94,500.00</b>    | <b>1,449.95</b>    | <b>101.53%</b> |
| <b>3150 - Non-Business Licenses &amp; Permits</b>   |                     |                     |                    |                |
| 3151 - Street Openings                              | 8,154.00            | 3,500.00            | 4,654.00           | 232.97%        |

|   |                     |                     |                    |                |
|---|---------------------|---------------------|--------------------|----------------|
| 3155 · Street Pole Permits                              | 350.00              | 100.00              | 250.00             | 350.0%         |
| 3160 · Truck Parking Permits                            | 350.00              | 200.00              | 150.00             | 175.0%         |
| <b>Total 3150 · Non-Business Licenses &amp; Permits</b> | <b>8,854.00</b>     | <b>3,800.00</b>     | <b>5,054.00</b>    | <b>233.0%</b>  |
| <b>3170 · Fines &amp; Forfeits</b>                      |                     |                     |                    |                |
| 3171 · Fines - Magistrate/County                        | 13,531.72           | 30,000.00           | -16,468.28         | 45.11%         |
| 3175 · Code Ordinance Violations                        | 2,982.59            | 3,000.00            | -17.41             | 99.42%         |
| 3180 · M/Veh. Violations/State Police                   | 2,845.57            | 2,000.00            | 845.57             | 142.28%        |
| <b>Total 3170 · Fines &amp; Forfeits</b>                | <b>19,359.88</b>    | <b>35,000.00</b>    | <b>-15,640.12</b>  | <b>55.31%</b>  |
| <b>3200 · Interest, Rents &amp; Royalties</b>           |                     |                     |                    |                |
| 3201 · Interest on Investments                          | 46,128.96           | 5,200.00            | 40,928.96          | 887.1%         |
| 3205 · Rental Income                                    | 26,822.40           | 26,060.00           | 762.40             | 102.93%        |
| <b>Total 3200 · Interest, Rents &amp; Royalties</b>     | <b>72,951.36</b>    | <b>31,260.00</b>    | <b>41,691.36</b>   | <b>233.37%</b> |
| <b>3220 · State Grant Proceeds</b>                      |                     |                     |                    |                |
| 3221 · Grant - Act 101 Recycling                        | 6,571.52            | 5,000.00            | 1,571.52           | 131.43%        |
| 3223 · Liquid Fuels Grant                               | 165,538.78          |                     |                    |                |
| 3225 · Grant - Miscellaneous                            | 303,880.18          | 327,970.00          | -24,089.82         | 92.66%         |
| <b>Total 3220 · State Grant Proceeds</b>                | <b>475,990.48</b>   | <b>332,970.00</b>   | <b>143,020.48</b>  | <b>142.95%</b> |
| <b>3240 · State Shared Revenues &amp; Entitle</b>       |                     |                     |                    |                |
| 3241 · PURTA  | 3,452.40            | 3,000.00            | 452.40             | 115.08%        |
| 3245 · Liquor Licenses                                  | 1,000.00            | 1,000.00            | 0.00               | 100.0%         |
| 3250 · Pension State Aid                                | 107,450.62          | 140,000.00          | -32,549.38         | 76.75%         |
| 3255 · Foreign Fire Fund                                | 31,357.33           | 27,000.00           | 4,357.33           | 116.14%        |
| 3260 · Act 13 Impact Fee                                | 1,115.69            | 1,000.00            | 115.69             | 111.57%        |
| <b>Total 3240 · State Shared Revenues &amp; Entitle</b> | <b>144,376.04</b>   | <b>172,000.00</b>   | <b>-27,623.96</b>  | <b>83.94%</b>  |
| <b>3270 · County Shared Revenue &amp; Grants</b>        |                     |                     |                    |                |
| 3271 · 1% Sale Tax (RAD)                                | 262,213.00          | 185,000.00          | 77,213.00          | 141.74%        |
| 3275 · Grants - Other                                   | 950,674.81          | 1,793,350.00        | -842,675.19        | 53.01%         |
| <b>Total 3270 · County Shared Revenue &amp; Grants</b>  | <b>1,212,887.81</b> | <b>1,978,350.00</b> | <b>-765,462.19</b> | <b>61.31%</b>  |
| <b>3290 · Intergov. Contract Services</b>               |                     |                     |                    |                |
| 3291 · Police Services - Thornburg                      | 101,261.40          | 101,261.00          | 0.40               | 100.0%         |
| 3295 · Fire Protection Services                         | 13,500.08           | 8,500.00            | 5,000.08           | 158.82%        |
| <b>Total 3290 · Intergov. Contract Services</b>         | <b>114,761.48</b>   | <b>109,761.00</b>   | <b>5,000.48</b>    | <b>104.56%</b> |
| <b>3300 · Departmental Earnings</b>                     |                     |                     |                    |                |
| 3305 · Hearing Fees - Zoning/Planning                   | 0.00                | 1,000.00            | -1,000.00          | 0.0%           |
| 3310 · Sale of Accident Reports                         | 1,240.00            | 1,500.00            | -260.00            | 82.67%         |
| 3312 · Comm. Fire Inspection Fees                       | 0.00                | 5,000.00            | -5,000.00          | 0.0%           |
| 3315 · Crossing Guard Reimb.                            | 49,430.80           | 45,000.00           | 4,430.80           | 109.85%        |
| 3320 · Permits - Build/Elec/Plub/Mech                   | 21,114.91           | 10,000.00           | 11,114.91          | 211.15%        |
| 3325 · Permits - Occupancy                              | 12,845.00           | 8,000.00            | 4,845.00           | 160.56%        |
| 3330 · Permits - Other Code Enforce.                    | 1,480.00            | 500.00              | 980.00             | 296.0%         |
| 3335 · Permits - Zoning Use                             | 4,665.00            | 5,000.00            | -335.00            | 93.3%          |
| 3337 · Police Application Fees                          | 0.00                | 500.00              | -500.00            | 0.0%           |
| 3340 · Rental Inspection Fee                            | 15,125.00           | 6,000.00            | 9,125.00           | 252.08%        |
| 3345 · Reimburse - P/D OT Detail                        | 7,086.05            | 5,000.00            | 2,086.05           | 141.72%        |

|   |                     |                     |                    |                |
|---|---------------------|---------------------|--------------------|----------------|
| 3350 · Reimburse - Drug Task Force OT     | 606.29              | 3,000.00            | -2,393.71          | 20.21%         |
| 3352 · Reimbursed - Utility Paving        | 19,933.00           |                     |                    |                |
| 3355 · PennDot Snow Removal               | 8,685.65            | 7,500.00            | 1,185.65           | 115.81%        |
| <b>Total 3300 · Departmental Earnings</b> | <b>142,211.70</b>   | <b>98,000.00</b>    | <b>44,211.70</b>   | <b>145.11%</b> |
| <b>3370 · Sanitation Fees</b>             |                     |                     |                    |                |
| 3371 · Garbage Collection - Current       | 544,197.88          | 585,000.00          | -40,802.12         | 93.03%         |
| 3375 · Jordan - Refuse Bill Fee           | 8,665.00            | 8,500.00            | 165.00             | 101.94%        |
| 3380 · Garbage Collection - Delinq.       | 63,636.22           | 65,000.00           | -1,363.78          | 97.9%          |
| 3385 · Garbage Collection - P&I           | 5,585.07            | 3,000.00            | 2,585.07           | 186.17%        |
| 3390 · Garbage Collect. - Delinq. P&I     | 17,689.55           | 18,000.00           | -310.45            | 98.28%         |
| <b>Total 3370 · Sanitation Fees</b>       | <b>639,773.72</b>   | <b>679,500.00</b>   | <b>-39,726.28</b>  | <b>94.15%</b>  |
| <b>3400 · Recreation Fees</b>             |                     |                     |                    |                |
| 3401 · Miniature Golf Pay to Play         | 0.00                | 200.00              | -200.00            | 0.0%           |
| 3405 · Park Shelter Rental Fee            | 9,037.50            | 2,500.00            | 6,537.50           | 361.5%         |
| 3410 · Community Room Rental Fee          | 7,535.00            | 2,000.00            | 5,535.00           | 376.75%        |
| 3415 · Pool Passes                        | 52,665.00           | 35,000.00           | 17,665.00          | 150.47%        |
| 3420 · Pool General Admission             | 46,736.53           | 40,000.00           | 6,736.53           | 116.84%        |
| 3425 · Swimming Lessons                   | 4,780.00            | 5,000.00            | -220.00            | 95.6%          |
| 3430 · Pool/Mini Golf Rentals             | 5,040.00            | 5,000.00            | 40.00              | 100.8%         |
| 3435 · AquaRobics/Volleyball              | 2,185.00            | 500.00              | 1,685.00           | 437.0%         |
| 3440 · Chair Rentals                      | 712.00              | 1,000.00            | -288.00            | 71.2%          |
| 3445 · Sale of Wood Chips/Compost         | 175.00              |                     |                    |                |
| 3450 · Pool Concessions                   | 23,375.29           | 25,000.00           | -1,624.71          | 93.5%          |
| 3460 · Fundraising                        | 6,491.96            | 3,000.00            | 3,491.96           | 216.4%         |
| <b>Total 3400 · Recreation Fees</b>       | <b>158,733.28</b>   | <b>119,200.00</b>   | <b>39,533.28</b>   | <b>133.17%</b> |
| <b>3470 · Misc. Revenues</b>              |                     |                     |                    |                |
| 3471 · Insurance Dividends                | 62,960.03           | 50,000.00           | 12,960.03          | 125.92%        |
| 3474 · Military Banner Receipts           | 1,215.00            | 1,500.00            | -285.00            | 81.0%          |
| 3477 · Sale of Fixed Assets               | 0.00                | 7,500.00            | -7,500.00          | 0.0%           |
| 3480 · Compensation of Fixed Assets       | 21,840.71           | 2,500.00            | 19,340.71          | 873.63%        |
| 3483 · Refunds of Current Exp.            | 0.00                | 2,000.00            | -2,000.00          | 0.0%           |
| 3484 · Refunds of Prior Exp.              | 0.00                | 500.00              | -500.00            | 0.0%           |
| 3486 · Other Income                       | 22,061.76           | 500.00              | 21,561.76          | 4,412.35%      |
| 3489 · Crafton Celebrates                 | 0.00                | 25,000.00           | -25,000.00         | 0.0%           |
| <b>Total 3470 · Misc. Revenues</b>        | <b>108,077.50</b>   | <b>89,500.00</b>    | <b>18,577.50</b>   | <b>120.76%</b> |
| <b>3500 · Fiduciary Funds</b>             |                     |                     |                    |                |
| 3501 · Police Pension Contribution        | 39,989.81           | 45,000.00           | -5,010.19          | 88.87%         |
| <b>Total 3500 · Fiduciary Funds</b>       | <b>39,989.81</b>    | <b>45,000.00</b>    | <b>-5,010.19</b>   | <b>88.87%</b>  |
| <b>Total Income</b>                       | <b>9,219,949.42</b> | <b>9,857,141.00</b> | <b>-637,191.58</b> | <b>93.54%</b>  |
| <b>Gross Profit</b>                       | <b>9,219,949.42</b> | <b>9,857,141.00</b> | <b>-637,191.58</b> | <b>93.54%</b>  |
| <b>Expense</b>                            |                     |                     |                    |                |
| <b>Building, Planning &amp; Zoning</b>    |                     |                     |                    |                |
| 4045 · Bldg. Permit - DCED                | 0.00                | 200.00              | -200.00            | 0.0%           |
| 4050 · Bldg. Permit - Inspection Fees     | 12,503.00           | 5,000.00            | 7,503.00           | 250.06%        |

|  |                     |                     |                   |                |
|--|---------------------|---------------------|-------------------|----------------|
| 4160 - Demolition - Blight Prop.                 | 0.00                | 25,000.00           | -25,000.00        | 0.0%           |
| 4480 - Public Nuisance Remediation               | 3,271.10            |                     |                   |                |
| 4775 - ZHB - Court Reporter/Sec'y                | 0.00                | 500.00              | -500.00           | 0.0%           |
| 4780 - ZHB - Legal Services                      | 0.00                | 1,200.00            | -1,200.00         | 0.0%           |
| 4785 - ZHB - Office Expense                      | 0.00                | 200.00              | -200.00           | 0.0%           |
| 4790 - Zoning Inspections                        | 2,949.00            |                     |                   |                |
| <b>Total Building, Planning &amp; Zoning</b>     | <b>18,723.10</b>    | <b>32,100.00</b>    | <b>-13,376.90</b> | <b>58.33%</b>  |
| <b>Capital Expenses</b>                          |                     |                     |                   |                |
| 4080 - Capital Expense                           | 117,229.68          | 249,040.00          | -131,810.32       | 47.07%         |
| 4125 - Construction - General                    | 4,186,149.61        | 3,834,957.00        | 351,192.61        | 109.16%        |
| 4235 - Major Purchase                            | 81,388.22           | 32,500.00           | 48,888.22         | 250.43%        |
| <b>Total Capital Expenses</b>                    | <b>4,384,767.51</b> | <b>4,116,497.00</b> | <b>268,270.51</b> | <b>106.52%</b> |
| <b>Community Outreach &amp; Developmen</b>       |                     |                     |                   |                |
| 4000 - Advertising & Promotions                  | 0.00                | 5,000.00            | -5,000.00         | 0.0%           |
| 4020 - Annual Contributions                      | 122,000.00          | 122,000.00          | 0.00              | 100.0%         |
| 4035 - Backflow Prevention                       | 0.00                | 8,000.00            | -8,000.00         | 0.0%           |
| 4165 - Design & Mobility Improvements            | 12,149.57           | 30,000.00           | -17,850.43        | 40.5%          |
| 4420 - Newsletter Expense                        | 6,536.31            | 14,000.00           | -7,463.69         | 46.69%         |
| <b>Total Community Outreach &amp; Developmen</b> | <b>140,685.88</b>   | <b>179,000.00</b>   | <b>-38,314.12</b> | <b>78.6%</b>   |
| <b>Contract Services</b>                         |                     |                     |                   |                |
| 4015 - Animal Control                            | 3,300.00            | 4,000.00            | -700.00           | 82.5%          |
| 4135 - Janitorial                                | 10,336.27           | 10,000.00           | 336.27            | 103.36%        |
| 4280 - Garbage Contract                          | 529,066.80          | 530,000.00          | -933.20           | 99.82%         |
| 4440 - Payroll Contract                          | 11,633.13           | 7,500.00            | 4,133.13          | 155.11%        |
| 4495 - Recycling Contract                        | 84,726.00           | 85,000.00           | -274.00           | 99.68%         |
| <b>Total Contract Services</b>                   | <b>639,062.20</b>   | <b>636,500.00</b>   | <b>2,562.20</b>   | <b>100.4%</b>  |
| <b>Debt Services</b>                             |                     |                     |                   |                |
| 4305 - Interest - Bond                           | 221,150.00          | 221,150.00          | 0.00              | 100.0%         |
| 4310 - Interest - Equipment-Vehicles             | 22,049.21           | 7,470.00            | 14,579.21         | 295.17%        |
| 4315 - Interest - PENNVEST                       | 13,999.75           | 13,995.00           | 4.75              | 100.03%        |
| 4460 - Principal - Bond                          | 100,000.00          | 100,000.00          | 0.00              | 100.0%         |
| 4465 - Principal - Equipment-Vehicles            | 246,452.54          | 89,960.00           | 156,492.54        | 273.96%        |
| 4470 - Principal - PENNVEST                      | 100,889.09          | 100,895.00          | -5.91             | 99.99%         |
| <b>Total Debt Services</b>                       | <b>704,540.59</b>   | <b>533,470.00</b>   | <b>171,070.59</b> | <b>132.07%</b> |
| <b>Employee Withholdings &amp; Benefit</b>       |                     |                     |                   |                |
| 4270 - FSA                                       | 6,687.97            | 9,500.00            | -2,812.03         | 70.4%          |
| 4285 - Hospitalization                           | 271,216.04          | 332,500.00          | -61,283.96        | 81.57%         |
| 4290 - HRA                                       | 11,993.93           | 15,000.00           | -3,006.07         | 79.96%         |
| 4365 - Life, Accident & STD                      | 9,766.08            | 10,500.00           | -733.92           | 93.01%         |
| 4450 - Police Pension Contrib.                   | 39,989.81           | 41,736.00           | -1,746.19         | 95.82%         |
| 4505 - Court Appearances                         | 2,475.00            | 3,500.00            | -1,025.00         | 70.71%         |
| 4515 - Travel & Parking Reimbursements           | 40.00               | 4,000.00            | -3,960.00         | 1.0%           |
| 4640 - Social Security                           | 147,190.85          | 149,000.00          | -1,809.15         | 98.79%         |
| 4683 - Travel Expense                            | 0.00                | 500.00              | -500.00           | 0.0%           |

|  |                   |                     |                    |                |
|--|-------------------|---------------------|--------------------|----------------|
| 4690 · Unemployment Compensation                 | 35,136.01         | 26,300.00           | 8,836.01           | 133.6%         |
| 4765 · Worker's Comp.                            | 97,515.83         | 102,950.00          | -5,434.17          | 94.72%         |
| 4770 · Worker's Comp. - School Guards            | 7,887.61          | 7,500.00            | 387.61             | 105.17%        |
| <b>Total Employee Withholdings &amp; Benefit</b> | <b>629,899.13</b> | <b>702,986.00</b>   | <b>-73,086.87</b>  | <b>89.6%</b>   |
| <b>Engineering Services</b>                      |                   |                     |                    |                |
| 4180 · Engineering - Consent Order               | 250,180.42        | 100,000.00          | 150,180.42         | 250.18%        |
| 4185 · Engineering - Demolition                  | 8,729.95          | 20,000.00           | -11,270.05         | 43.65%         |
| 4190 · Engineering - Design                      | 170,420.54        |                     |                    |                |
| 4195 · Engineering - General                     | 181,467.17        | 988,000.00          | -806,532.83        | 18.37%         |
| 4200 · Engineering - GIS Mapping                 | 5,727.73          |                     |                    |                |
| 4205 · Engineering - GLG                         | 3,342.75          |                     |                    |                |
| 4210 · Engineering - Inspection                  | 336,925.47        | 35,000.00           | 301,925.47         | 962.64%        |
| 4215 · Engineering - Retainer                    | 1,200.00          | 1,200.00            | 0.00               | 100.0%         |
| 4220 · Engineering - Roads                       | 32,133.75         | 25,000.00           | 7,133.75           | 128.54%        |
| <b>Total Engineering Services</b>                | <b>990,127.78</b> | <b>1,169,200.00</b> | <b>-179,072.22</b> | <b>84.68%</b>  |
| <b>Insurance, Bond &amp; Surety</b>              |                   |                     |                    |                |
| 4060 · Bonds - Admin. Staff                      | 1,564.00          | 1,000.00            | 564.00             | 156.4%         |
| 4065 · Bonds - Property Tax Collector            | 544.00            | 600.00              | -56.00             | 90.67%         |
| 4300 · Insurance - Liability/Property            | 93,865.58         | 90,000.00           | 3,865.58           | 104.3%         |
| 4475 · Property Loss/Insurance Claims            | 27,934.54         | 11,000.00           | 16,934.54          | 253.95%        |
| <b>Total Insurance, Bond &amp; Surety</b>        | <b>123,908.12</b> | <b>102,600.00</b>   | <b>21,308.12</b>   | <b>120.77%</b> |
| <b>Operating Expenses</b>                        |                   |                     |                    |                |
| 4002 · Public Notices                            | 5,089.55          | 7,500.00            | -2,410.45          | 67.86%         |
| 4010 · Ammunition                                | 1,370.51          | 1,500.00            | -129.49            | 91.37%         |
| 4095 · Civil Service Commission                  | 121.55            | 3,000.00            | -2,878.45          | 4.05%          |
| 4100 · Communications                            | 47,576.37         | 36,500.00           | 11,076.37          | 130.35%        |
| 4115 · Computer Expense                          | 2,212.09          | 13,500.00           | -11,287.91         | 16.39%         |
| 4120 · Concession Stand Supplies                 | 15,822.56         | 15,000.00           | 822.56             | 105.48%        |
| 4170 · Drug & Alcohol Testing                    | 1,763.10          | 1,200.00            | 563.10             | 146.93%        |
| 4240 · Minor Purchase                            | 35,761.48         | 42,500.00           | -6,738.52          | 84.15%         |
| 4245 · Equipment Rental                          | 15,615.45         | 14,000.00           | 1,615.45           | 111.54%        |
| 4275 · Fuel Expense                              | 61,215.81         | 52,445.00           | 8,770.81           | 116.72%        |
| 4320 · IT Expenses                               | 12,697.70         | 17,500.00           | -4,802.30          | 72.56%         |
| 4360 · Licenses & Permits                        | 6,863.00          | 3,300.00            | 3,563.00           | 207.97%        |
| 4395 · Meetings, Conferences, Training           | 11,730.86         | 62,000.00           | -50,269.14         | 18.92%         |
| 4405 · Misc. Expenses                            | 8,972.46          | 18,000.00           | -9,027.54          | 49.85%         |
| 4425 · Office Supplies/Postage                   | 7,732.86          | 11,800.00           | -4,067.14          | 65.53%         |
| 4445 · Physicals                                 | 0.00              | 2,500.00            | -2,500.00          | 0.0%           |
| 4490 · Recodify Boro Ordinances                  | 315.00            | 2,500.00            | -2,185.00          | 12.6%          |
| 4610 · Service Charge                            | 4,163.18          |                     |                    |                |
| 4625 · Shade Tree Health Maintenance             | 49,650.00         | 35,000.00           | 14,650.00          | 141.86%        |
| 4635 · Small Tools                               | 3,624.49          | 15,000.00           | -11,375.51         | 24.16%         |
| 4650 · Subscriptions/Memberships                 | 46,322.29         | 50,830.00           | -4,507.71          | 91.13%         |
| 4655 · Custodial Supplies                        | 5,501.74          | 14,750.00           | -9,248.26          | 37.3%          |
| 4660 · Operating Supplies                        | 8,488.14          | 8,000.00            | 488.14             | 106.1%         |



|   |                   |                   |                   |                |
|---|-------------------|-------------------|-------------------|----------------|
| 4695 · Uniforms                                 | 15,440.15         | 19,000.00         | -3,559.85         | 81.26%         |
| 4700 · Uniforms - Crossing Guards               | 144.27            | 500.00            | -355.73           | 28.85%         |
| 4730 · Video Recording Devices                  | 0.00              | 8,000.00          | -8,000.00         | 0.0%           |
| <b>Total Operating Expenses</b>                 | <b>368,194.61</b> | <b>455,825.00</b> | <b>-87,630.39</b> | <b>80.78%</b>  |
| <b>Pensions &amp; Foreign Fire Relief</b>       |                   |                   |                   |                |
| 4175 · Employee Pension Fund MMO                | 88,540.62         | 94,770.00         | -6,229.38         | 93.43%         |
| 4265 · Foreign Fire Relief                      | 31,357.33         | 27,000.00         | 4,357.33          | 116.14%        |
| 4455 · Police Pension Fund MMO                  | 18,910.00         | 81,138.00         | -62,228.00        | 23.31%         |
| <b>Total Pensions &amp; Foreign Fire Relief</b> | <b>138,807.95</b> | <b>202,908.00</b> | <b>-64,100.05</b> | <b>68.41%</b>  |
| <b>Professional Services</b>                    |                   |                   |                   |                |
| 4030 · Auditing Services                        | 15,801.17         | 15,500.00         | 301.17            | 101.94%        |
| 4355 · Legal Services                           | 51,300.78         | 52,500.00         | -1,199.22         | 97.72%         |
| 4472 · Professional Consulting                  | 66,360.32         | 32,500.00         | 33,860.32         | 204.19%        |
| <b>Total Professional Services</b>              | <b>133,462.27</b> | <b>100,500.00</b> | <b>32,962.27</b>  | <b>132.8%</b>  |
| <b>Recreation &amp; Culture</b>                 |                   |                   |                   |                |
| 4070 · Boro Gardens                             | 0.00              | 500.00            | -500.00           | 0.0%           |
| 4075 · Boro Tributes                            | 176.41            | 250.00            | -73.59            | 70.56%         |
| 4090 · Celebrates Fireworks                     | 7,500.00          | 7,500.00          | 0.00              | 100.0%         |
| 4092 · Community Day                            | 0.00              | 32,000.00         | -32,000.00        | 0.0%           |
| 4150 · Crafton Performing Arts                  | 0.00              | 250.00            | -250.00           | 0.0%           |
| 4400 · Military Banners                         | 1,187.83          | 1,500.00          | -312.17           | 79.19%         |
| 4600 · Seasonal Decorations                     | 0.00              | 500.00            | -500.00           | 0.0%           |
| 4605 · Senior Dinner                            | 0.00              | 3,000.00          | -3,000.00         | 0.0%           |
| 4685 · Tree Plantings                           | 4,182.00          | 10,000.00         | -5,818.00         | 41.82%         |
| <b>Total Recreation &amp; Culture</b>           | <b>13,046.24</b>  | <b>55,500.00</b>  | <b>-42,453.76</b> | <b>23.51%</b>  |
| <b>Refunds</b>                                  |                   |                   |                   |                |
| 4110 · Facility Rental Deposits                 | 5,800.00          | 1,500.00          | 4,300.00          | 386.67%        |
| 4375 · LST Refunds - Prior                      | 0.00              | 500.00            | -500.00           | 0.0%           |
| 4430 · Other Refunds - Prior                    | 13.23             | 1,000.00          | -986.77           | 1.32%          |
| 4485 · R/E Tax Refunds - Prior                  | 3,072.35          | 2,000.00          | 1,072.35          | 153.62%        |
| 4500 · Refunds - Misc.                          | 6,639.68          | 500.00            | 6,139.68          | 1,327.94%      |
| 4615 · Service Tax Credit - EIT Refund          | 943.00            | 1,000.00          | -57.00            | 94.3%          |
| 4620 · Service Tax Credit - R/E Refund          | 1,065.68          |                   |                   |                |
| 4665 · Road Tax Refunds - Current               | 0.00              | 1,000.00          | -1,000.00         | 0.0%           |
| 4670 · Road Tax Refunds - Prior                 | 1,479.56          | 1,000.00          | 479.56            | 147.96%        |
| <b>Total Refunds</b>                            | <b>19,013.50</b>  | <b>8,500.00</b>   | <b>10,513.50</b>  | <b>223.69%</b> |
| <b>Repairs &amp; Maintenance</b>                |                   |                   |                   |                |
| 4085 · Magistrate Bldg - Capital Impr.          | 4,000.00          | 2,500.00          | 1,500.00          | 160.0%         |
| 4130 · Contracted Services                      | 9,600.00          | 15,000.00         | -5,400.00         | 64.0%          |
| 4230 · Equip. Inspection & Testing              | 10,171.23         | 10,000.00         | 171.23            | 101.71%        |
| 4520 · General Repair & Maintenance             | 90,998.60         | 53,800.00         | 37,198.60         | 169.14%        |
| 4525 · Repairs - Magistrate Bldg                | 1,966.41          | 3,500.00          | -1,533.59         | 56.18%         |
| 4530 · Repairs - Equipment & Tools              | 17,073.14         | 18,300.00         | -1,226.86         | 93.3%          |
| 4720 · Vehicle Maintenance                      | 41,706.35         | 29,000.00         | 12,706.35         | 143.82%        |

|  |                     |                     |                    |               |
|--|---------------------|---------------------|--------------------|---------------|
| <b>Total Repairs &amp; Maintenance</b>         | 175,515.73          | 132,100.00          | 43,415.73          | 132.87%       |
| <b>Salary &amp; Wages</b>                      |                     |                     |                    |               |
| 4140 · Wages - Overtime (Court)                | 46,258.10           | 50,000.00           | -3,741.90          | 92.52%        |
| 4147 · Wages - Overtime (Training)             | 1,399.95            |                     |                    |               |
| 4155 · Wages - Overtime (DANET)                | 0.00                | 4,000.00            | -4,000.00          | 0.0%          |
| 4370 · Salary - Longevity                      | 4,500.00            | 6,250.00            | -1,750.00          | 72.0%         |
| 4545 · Salary - Full Time Staff                | 1,159,010.20        | 1,215,000.00        | -55,989.80         | 95.39%        |
| 4550 · Salary - Assistant Manager              | 81,434.26           | 84,975.00           | -3,540.74          | 95.83%        |
| 4552 · Salary - Bldg. Inspector                | 34,999.95           | 56,000.00           | -21,000.05         | 62.5%         |
| 4555 · Salary - Chief                          | 107,684.16          | 106,345.00          | 1,339.16           | 101.26%       |
| 4560 · Salary - Council                        | 5,800.00            | 8,400.00            | -2,600.00          | 69.05%        |
| 4562 · Salary - Fire Marshal                   | 0.00                |                     |                    |               |
| 4565 · Salary - Manager                        | 0.00                | 93,500.00           | -93,500.00         | 0.0%          |
| 4570 · Salary - Mayor                          | 1,800.00            | 1,800.00            | 0.00               | 100.0%        |
| 4575 · Salary - Ordinance Officer              | 1,054.58            |                     |                    |               |
| 4580 · Salary - P/W Foreman                    | 67,299.20           | 68,745.00           | -1,445.80          | 97.9%         |
| 4585 · Salary - Police Secretary               | 33,723.00           | 39,140.00           | -5,417.00          | 86.16%        |
| 4590 · Salary - Property Tax Collector         | 460.00              | 480.00              | -20.00             | 95.83%        |
| 4595 · Salary - Treasurer                      | 2,875.00            | 3,000.00            | -125.00            | 95.83%        |
| 4735 · Wages - Crossing Guards                 | 81,590.70           | 94,500.00           | -12,909.30         | 86.34%        |
| 4740 · Wages - Intern                          | 1,066.00            | 10,000.00           | -8,934.00          | 10.66%        |
| 4745 · Wages - Jail Guards                     | 220.00              | 1,000.00            | -780.00            | 22.0%         |
| 4750 · Wages - Overtime                        | 60,910.98           | 35,000.00           | 25,910.98          | 174.03%       |
| 4751 · Wages - Overtime (Snow)                 | 17,939.77           | 15,000.00           | 2,939.77           | 119.6%        |
| 4755 · Wages - Part Time                       | 153,764.52          | 152,000.00          | 1,764.52           | 101.16%       |
| 4760 · Wages - Seasonal Staff                  | 51,927.16           | 30,000.00           | 21,927.16          | 173.09%       |
| <b>Total Salary &amp; Wages</b>                | <b>1,915,717.53</b> | <b>2,075,135.00</b> | <b>-159,417.47</b> | <b>92.32%</b> |
| <b>Storm Water &amp; Sewer Treatment</b>       |                     |                     |                    |               |
| 4005 · ALCOSAN Charges                         | 1,239,309.85        | 1,280,000.00        | -40,690.15         | 96.82%        |
| 4087 · CCTV                                    | 2,712.35            | 30,000.00           | -27,287.65         | 9.04%         |
| 4157 · Deficiency Corrections                  | 191,730.50          | 473,920.00          | -282,189.50        | 40.46%        |
| 4537 · Emergency Repairs - Sewers              | 0.00                | 25,000.00           | -25,000.00         | 0.0%          |
| <b>Total Storm Water &amp; Sewer Treatment</b> | <b>1,433,752.70</b> | <b>1,808,920.00</b> | <b>-375,167.30</b> | <b>79.26%</b> |
| <b>Streets &amp; Roads</b>                     |                     |                     |                    |               |
| 4025 · Anti-Skid Materials                     | 77,230.71           | 55,000.00           | 22,230.71          | 140.42%       |
| 4380 · Material - Curbing Supplies             | 78.40               | 5,000.00            | -4,921.60          | 1.57%         |
| 4385 · Material - Roads Supplies               | 4,253.81            | 10,000.00           | -5,746.19          | 42.54%        |
| 4390 · Material - Stairs/Sidewalk Sup.         | 1,950.70            | 10,000.00           | -8,049.30          | 19.51%        |
| 4536 · Road Paving Program                     | 47,579.25           | 335,000.00          | -287,420.75        | 14.2%         |
| 4538 · Road Paving - Prior Yr.                 | 32,948.14           |                     |                    |               |
| 4630 · Signs & Posts                           | 4,650.48            | 5,000.00            | -349.52            | 93.01%        |
| <b>Total Streets &amp; Roads</b>               | <b>168,691.49</b>   | <b>420,000.00</b>   | <b>-251,308.51</b> | <b>40.17%</b> |
| <b>Tax Collection &amp; Billing Fees</b>       |                     |                     |                    |               |
| 4040 · Jordan - Billing Fees                   | 50,497.83           | 27,000.00           | 23,497.83          | 187.03%       |
| 4325 · Jordan - Act 32 SW Tax District         | 17,598.30           | 15,000.00           | 2,598.30           | 117.32%       |

|  |                      |                      |                    |                |
|--|----------------------|----------------------|--------------------|----------------|
| 4330 · Jordan - Act 511 Fees                   | 6,722.95             | 8,000.00             | -1,277.05          | 84.04%         |
| 4335 · Jordan - Liens/Rev./Sher. Sales         | 8,010.00             | 10,000.00            | -1,990.00          | 80.1%          |
| 4340 · Jordan - R/E Tax Fees                   | 7,783.75             | 7,500.00             | 283.75             | 103.78%        |
| 4345 · Jordan - Delinq R/E Tax Fees            | 12,794.53            | 8,000.00             | 4,794.53           | 159.93%        |
| 4350 · Jordan - TCF Fees                       | 16,383.89            | 18,000.00            | -1,616.11          | 91.02%         |
| 4415 · Jordan - Municipal Claims               | 4,114.44             | 2,500.00             | 1,614.44           | 164.58%        |
| 4417 · RAD Tax Payment                         | 7,055.03             | 4,000.00             | 3,055.03           | 176.38%        |
| <b>Total Tax Collection &amp; Billing Fees</b> | <b>130,960.72</b>    | <b>100,000.00</b>    | <b>30,960.72</b>   | <b>130.96%</b> |
| <b>Utilities &amp; Public Services</b>         |                      |                      |                    |                |
| 4295 · Hydrant Rental                          | 23,603.04            | 23,300.00            | 303.04             | 101.3%         |
| 4645 · Street Lighting Supplies                | 89,338.36            | 85,000.00            | 4,338.36           | 105.1%         |
| 4675 · Traffic Signals Maintenance             | 6,833.10             | 5,000.00             | 1,833.10           | 136.66%        |
| 4680 · Traffic Signals Supplies                | 3,528.95             | 6,500.00             | -2,971.05          | 54.29%         |
| 4705 · Utilities                               | 49,485.65            | 52,800.00            | -3,314.35          | 93.72%         |
| 4710 · Utilities - District Magistrate         | 5,773.08             | 6,500.00             | -726.92            | 88.82%         |
| <b>Total Utilities &amp; Public Services</b>   | <b>178,562.18</b>    | <b>179,100.00</b>    | <b>-537.82</b>     | <b>99.7%</b>   |
| <b>Total Expense</b>                           | <b>12,307,439.23</b> | <b>13,010,841.00</b> | <b>-703,401.77</b> | <b>94.59%</b>  |
| <b>Net Income Before Transfers</b>             | <b>-3,087,489.81</b> | <b>-3,153,700.00</b> | <b>66,210.19</b>   | <b>97.9%</b>   |

#### Transfers

##### Marked as Income

|   |           |
|---|-----------|
| GF 392.08 · Transfer from Sewer Fund        | 255,000   |
| GF 392.09 · Transfer from Road Fund         | 160,575   |
| GF 392.35 · Transfer from Highway Aid       | 161,800   |
| GF 392.90 · Transfer - Unreserved Fund Bal. | 242,598   |
| SF 392.08 · Trf from Sewer Fund Reserve     | 125,000   |
| CF 392.90-Trf from Capital Reserve Fund     | 3,025,757 |
| Investment, Petty Cash and GF transfers     |           |
| Transfer from Bond Fund                     |           |

15,142,415      3,970,730

##### Marked as Expense

|  |         |
|--|---------|
| GF 411.90 · Trf to Fire Equip Fund         | 102,560 |
| GF 411.901 · Trf to Minor Equip. SCBA Fund | 22,000  |
| GF 492.04 · Transfer to ARPA Fund          | 201,970 |
| RF 492.30 Trf. to General Fund             | 160,575 |
| RF 492.31 Trf. to Road Reserve Fund        | 74,925  |
| SF 495.10 · Transfer to General Fund       | 255,000 |

Investment, Petty Cash and GF transfers

Transfers from Capital Bond Fund

15,142,415      817,030

**Net Income**

**(3,087,490)      -**

|   | Jan - Dec 22        | Budget              | \$ Over Budget     | % of Budget    |
|---|---------------------|---------------------|--------------------|----------------|
| <b>Income</b>                                       |                     |                     |                    |                |
| <b>3000 - Real Estate Taxes</b>                     |                     |                     |                    |                |
| 3001 - Real Estate - Current                        | 1,603,119.69        | 1,700,000.00        | -96,880.31         | 94.3%          |
| 3005 - Real Estate - Prior year                     | 27,643.84           | 8,500.00            | 19,143.84          | 325.22%        |
| 3010 - Real Estate - Delinquent                     | 43,224.07           | 65,000.00           | -21,775.93         | 66.5%          |
| 3015 - Real Estate - Penalty & Int.                 | 4,180.84            | 2,000.00            | 2,180.84           | 209.04%        |
| 3020 - R/E Delinq. P&I                              | 20,939.80           | 30,000.00           | -9,060.20          | 69.8%          |
| <b>Total 3000 - Real Estate Taxes</b>               | <b>1,699,108.24</b> | <b>1,805,500.00</b> | <b>-106,391.76</b> | <b>94.11%</b>  |
| <b>3030 - Road Taxes</b>                            |                     |                     |                    |                |
| 3031 - Road Tax - Current                           | 630,014.34          | 615,000.00          | 15,014.34          | 102.44%        |
| 3035 - Road Tax - Prior                             | 26,616.36           | 20,000.00           | 6,616.36           | 133.08%        |
| 3040 - Road Tax - Penalty & Int.                    | 3,972.88            | 5,000.00            | -1,027.12          | 79.46%         |
| <b>Total 3030 - Road Taxes</b>                      | <b>660,603.58</b>   | <b>640,000.00</b>   | <b>20,603.58</b>   | <b>103.22%</b> |
| <b>3050 - Act 511 Taxes</b>                         |                     |                     |                    |                |
| 3051 - Real Estate Transfer Tax                     | 135,349.22          | 110,000.00          | 25,349.22          | 123.05%        |
| 3053 - EIT - Current                                | 696,737.33          | 610,000.00          | 86,737.33          | 114.22%        |
| 3056 - EIT - Prior                                  | 262,433.33          | 285,000.00          | -22,566.67         | 92.08%         |
| 3059 - EIT - Delinquent                             | 4,030.43            | 7,500.00            | -3,469.57          | 53.74%         |
| 3062 - EIT - Penalty & Interest                     | 1,530.30            | 500.00              | 1,030.30           | 306.06%        |
| 3065 - EIT - Delinq. - Penalty & Int.               | 0.06                | 1,500.00            | -1,499.94          | 0.0%           |
| 3068 - Mercantile - Current                         | 113,666.42          | 90,000.00           | 23,666.42          | 126.3%         |
| 3074 - Mercantile - Penalty & Int.                  | 615.22              | 100.00              | 515.22             | 615.22%        |
| 3077 - Business Priviledge - Current                | 57,841.19           | 60,000.00           | -2,158.81          | 96.4%          |
| 3080 - Business Priviledge P&I                      | 468.04              | 100.00              | 368.04             | 468.04%        |
| 3083 - Local Service Tax - Current                  | 53,427.49           | 45,000.00           | 8,427.49           | 118.73%        |
| 3086 - Local Svc Tax P&I                            | 1.56                | 100.00              | -98.44             | 1.56%          |
| <b>Total 3050 - Act 511 Taxes</b>                   | <b>1,326,100.59</b> | <b>1,209,800.00</b> | <b>116,300.59</b>  | <b>109.61%</b> |
| <b>3090 - Sewer Fees</b>                            |                     |                     |                    |                |
| 3091 - Sewer Fees - Current                         | 2,212,322.18        | 2,380,000.00        | -167,677.82        | 92.96%         |
| 3093 - Sewer Fees - Delinq.                         | 55,078.23           | 15,000.00           | 40,078.23          | 367.19%        |
| 3095 - Alcosan Blling Reimb.                        | 7,597.80            | 7,500.00            | 97.80              | 101.3%         |
| 3097 - Sewer Fees - Penalty & Int.                  | 25,221.79           | 9,000.00            | 16,221.79          | 280.24%        |
| 3099 - Sewer Tap In Fees                            | 0.00                | 1,500.00            | -1,500.00          | 0.0%           |
| <b>Total 3090 - Sewer Fees</b>                      | <b>2,300,220.00</b> | <b>2,413,000.00</b> | <b>-112,780.00</b> | <b>95.33%</b>  |
| <b>3100 - Business Licenses &amp; Permits</b>       |                     |                     |                    |                |
| 3101 - Soliciting Permits                           | 0.00                | 500.00              | -500.00            | 0.0%           |
| 3105 - Mechanical Devices                           | 6,000.00            | 2,000.00            | 4,000.00           | 300.0%         |
| 3110 - Cable Franchise Fees                         | 88,059.95           | 90,000.00           | -1,940.05          | 97.84%         |
| 3115 - Business Licenses                            | 1,890.00            | 2,000.00            | -110.00            | 94.5%          |
| <b>Total 3100 - Business Licenses &amp; Permits</b> | <b>95,949.95</b>    | <b>94,500.00</b>    | <b>1,449.95</b>    | <b>101.53%</b> |
| <b>3150 - Non-Business Licenses &amp; Permits</b>   |                     |                     |                    |                |
| 3151 - Street Openings                              | 8,154.00            | 3,500.00            | 4,654.00           | 232.97%        |

|   |                     |                     |                    |                |
|---|---------------------|---------------------|--------------------|----------------|
| 3155 · Street Pole Permits                              | 350.00              | 100.00              | 250.00             | 350.0%         |
| 3160 · Truck Parking Permits                            | 350.00              | 200.00              | 150.00             | 175.0%         |
| <b>Total 3150 · Non-Business Licenses &amp; Permits</b> | <b>8,854.00</b>     | <b>3,800.00</b>     | <b>5,054.00</b>    | <b>233.0%</b>  |
| <b>3170 · Fines &amp; Forfeits</b>                      |                     |                     |                    |                |
| 3171 · Fines - Magistrate/County                        | 13,531.72           | 30,000.00           | -16,468.28         | 45.11%         |
| 3175 · Code Ordinance Violations                        | 2,982.59            | 3,000.00            | -17.41             | 99.42%         |
| 3180 · M/Veh. Violations/State Police                   | 2,845.57            | 2,000.00            | 845.57             | 142.28%        |
| <b>Total 3170 · Fines &amp; Forfeits</b>                | <b>19,359.88</b>    | <b>35,000.00</b>    | <b>-15,640.12</b>  | <b>55.31%</b>  |
| <b>3200 · Interest, Rents &amp; Royalties</b>           |                     |                     |                    |                |
| 3201 · Interest on Investments                          | 46,128.96           | 5,200.00            | 40,928.96          | 887.1%         |
| 3205 · Rental Income                                    | 26,822.40           | 26,060.00           | 762.40             | 102.93%        |
| <b>Total 3200 · Interest, Rents &amp; Royalties</b>     | <b>72,951.36</b>    | <b>31,260.00</b>    | <b>41,691.36</b>   | <b>233.37%</b> |
| <b>3220 · State Grant Proceeds</b>                      |                     |                     |                    |                |
| 3221 · Grant - Act 101 Recycling                        | 6,571.52            | 5,000.00            | 1,571.52           | 131.43%        |
| 3223 · Liquid Fuels Grant                               | 165,538.78          |                     |                    |                |
| 3225 · Grant - Miscellaneous                            | 303,880.18          | 327,970.00          | -24,089.82         | 92.66%         |
| <b>Total 3220 · State Grant Proceeds</b>                | <b>475,990.48</b>   | <b>332,970.00</b>   | <b>143,020.48</b>  | <b>142.95%</b> |
| <b>3240 · State Shared Revenues &amp; Entitle</b>       |                     |                     |                    |                |
| 3241 · PURTA  | 3,452.40            | 3,000.00            | 452.40             | 115.08%        |
| 3245 · Liquor Licenses                                  | 1,000.00            | 1,000.00            | 0.00               | 100.0%         |
| 3250 · Pension State Aid                                | 107,450.62          | 140,000.00          | -32,549.38         | 76.75%         |
| 3255 · Foreign Fire Fund                                | 31,357.33           | 27,000.00           | 4,357.33           | 116.14%        |
| 3260 · Act 13 Impact Fee                                | 1,115.69            | 1,000.00            | 115.69             | 111.57%        |
| <b>Total 3240 · State Shared Revenues &amp; Entitle</b> | <b>144,376.04</b>   | <b>172,000.00</b>   | <b>-27,623.96</b>  | <b>83.94%</b>  |
| <b>3270 · County Shared Revenue &amp; Grants</b>        |                     |                     |                    |                |
| 3271 · 1% Sale Tax (RAD)                                | 262,213.00          | 185,000.00          | 77,213.00          | 141.74%        |
| 3275 · Grants - Other                                   | 950,674.81          | 1,793,350.00        | -842,675.19        | 53.01%         |
| <b>Total 3270 · County Shared Revenue &amp; Grants</b>  | <b>1,212,887.81</b> | <b>1,978,350.00</b> | <b>-765,462.19</b> | <b>61.31%</b>  |
| <b>3290 · Intergov. Contract Services</b>               |                     |                     |                    |                |
| 3291 · Police Services - Thornburg                      | 101,261.40          | 101,261.00          | 0.40               | 100.0%         |
| 3295 · Fire Protection Services                         | 13,500.08           | 8,500.00            | 5,000.08           | 158.82%        |
| <b>Total 3290 · Intergov. Contract Services</b>         | <b>114,761.48</b>   | <b>109,761.00</b>   | <b>5,000.48</b>    | <b>104.56%</b> |
| <b>3300 · Departmental Earnings</b>                     |                     |                     |                    |                |
| 3305 · Hearing Fees - Zoning/Planning                   | 0.00                | 1,000.00            | -1,000.00          | 0.0%           |
| 3310 · Sale of Accident Reports                         | 1,240.00            | 1,500.00            | -260.00            | 82.67%         |
| 3312 · Comm. Fire Inspection Fees                       | 0.00                | 5,000.00            | -5,000.00          | 0.0%           |
| 3315 · Crossing Guard Reimb.                            | 49,430.80           | 45,000.00           | 4,430.80           | 109.85%        |
| 3320 · Permits - Build/Elec/Plub/Mech                   | 21,114.91           | 10,000.00           | 11,114.91          | 211.15%        |
| 3325 · Permits - Occupancy                              | 12,845.00           | 8,000.00            | 4,845.00           | 160.56%        |
| 3330 · Permits - Other Code Enforce.                    | 1,480.00            | 500.00              | 980.00             | 296.0%         |
| 3335 · Permits - Zoning Use                             | 4,665.00            | 5,000.00            | -335.00            | 93.3%          |
| 3337 · Police Application Fees                          | 0.00                | 500.00              | -500.00            | 0.0%           |
| 3340 · Rental Inspection Fee                            | 15,125.00           | 6,000.00            | 9,125.00           | 252.08%        |
| 3345 · Reimburse - P/D OT Detail                        | 7,086.05            | 5,000.00            | 2,086.05           | 141.72%        |

|   |                     |                     |                    |                |
|---|---------------------|---------------------|--------------------|----------------|
| 3350 · Reimburse - Drug Task Force OT     | 606.29              | 3,000.00            | -2,393.71          | 20.21%         |
| 3352 · Reimbursed - Utility Paving        | 19,933.00           |                     |                    |                |
| 3355 · PennDot Snow Removal               | 8,685.65            | 7,500.00            | 1,185.65           | 115.81%        |
| <b>Total 3300 · Departmental Earnings</b> | <b>142,211.70</b>   | <b>98,000.00</b>    | <b>44,211.70</b>   | <b>145.11%</b> |
| <b>3370 · Sanitation Fees</b>             |                     |                     |                    |                |
| 3371 · Garbage Collection - Current       | 544,197.88          | 585,000.00          | -40,802.12         | 93.03%         |
| 3375 · Jordan - Refuse Bill Fee           | 8,665.00            | 8,500.00            | 165.00             | 101.94%        |
| 3380 · Garbage Collection - Delinq.       | 63,636.22           | 65,000.00           | -1,363.78          | 97.9%          |
| 3385 · Garbage Collection - P&I           | 5,585.07            | 3,000.00            | 2,585.07           | 186.17%        |
| 3390 · Garbage Collect. - Delinq. P&I     | 17,689.55           | 18,000.00           | -310.45            | 98.28%         |
| <b>Total 3370 · Sanitation Fees</b>       | <b>639,773.72</b>   | <b>679,500.00</b>   | <b>-39,726.28</b>  | <b>94.15%</b>  |
| <b>3400 · Recreation Fees</b>             |                     |                     |                    |                |
| 3401 · Miniature Golf Pay to Play         | 0.00                | 200.00              | -200.00            | 0.0%           |
| 3405 · Park Shelter Rental Fee            | 9,037.50            | 2,500.00            | 6,537.50           | 361.5%         |
| 3410 · Community Room Rental Fee          | 7,535.00            | 2,000.00            | 5,535.00           | 376.75%        |
| 3415 · Pool Passes                        | 52,665.00           | 35,000.00           | 17,665.00          | 150.47%        |
| 3420 · Pool General Admission             | 46,736.53           | 40,000.00           | 6,736.53           | 116.84%        |
| 3425 · Swimming Lessons                   | 4,780.00            | 5,000.00            | -220.00            | 95.6%          |
| 3430 · Pool/Mini Golf Rentals             | 5,040.00            | 5,000.00            | 40.00              | 100.8%         |
| 3435 · AquaRobics/Volleyball              | 2,185.00            | 500.00              | 1,685.00           | 437.0%         |
| 3440 · Chair Rentals                      | 712.00              | 1,000.00            | -288.00            | 71.2%          |
| 3445 · Sale of Wood Chips/Compost         | 175.00              |                     |                    |                |
| 3450 · Pool Concessions                   | 23,375.29           | 25,000.00           | -1,624.71          | 93.5%          |
| 3460 · Fundraising                        | 6,491.96            | 3,000.00            | 3,491.96           | 216.4%         |
| <b>Total 3400 · Recreation Fees</b>       | <b>158,733.28</b>   | <b>119,200.00</b>   | <b>39,533.28</b>   | <b>133.17%</b> |
| <b>3470 · Misc. Revenues</b>              |                     |                     |                    |                |
| 3471 · Insurance Dividends                | 62,960.03           | 50,000.00           | 12,960.03          | 125.92%        |
| 3474 · Military Banner Receipts           | 1,215.00            | 1,500.00            | -285.00            | 81.0%          |
| 3477 · Sale of Fixed Assets               | 0.00                | 7,500.00            | -7,500.00          | 0.0%           |
| 3480 · Compensation of Fixed Assets       | 21,840.71           | 2,500.00            | 19,340.71          | 873.63%        |
| 3483 · Refunds of Current Exp.            | 0.00                | 2,000.00            | -2,000.00          | 0.0%           |
| 3484 · Refunds of Prior Exp.              | 0.00                | 500.00              | -500.00            | 0.0%           |
| 3486 · Other Income                       | 22,061.76           | 500.00              | 21,561.76          | 4,412.35%      |
| 3489 · Crafton Celebrates                 | 0.00                | 25,000.00           | -25,000.00         | 0.0%           |
| <b>Total 3470 · Misc. Revenues</b>        | <b>108,077.50</b>   | <b>89,500.00</b>    | <b>18,577.50</b>   | <b>120.76%</b> |
| <b>3500 · Fiduciary Funds</b>             |                     |                     |                    |                |
| 3501 · Police Pension Contribution        | 39,989.81           | 45,000.00           | -5,010.19          | 88.87%         |
| <b>Total 3500 · Fiduciary Funds</b>       | <b>39,989.81</b>    | <b>45,000.00</b>    | <b>-5,010.19</b>   | <b>88.87%</b>  |
| <b>Total Income</b>                       | <b>9,219,949.42</b> | <b>9,857,141.00</b> | <b>-637,191.58</b> | <b>93.54%</b>  |
| <b>Gross Profit</b>                       | <b>9,219,949.42</b> | <b>9,857,141.00</b> | <b>-637,191.58</b> | <b>93.54%</b>  |
| <b>Expense</b>                            |                     |                     |                    |                |
| <b>Building, Planning &amp; Zoning</b>    |                     |                     |                    |                |
| 4045 · Bldg. Permit - DCED                | 0.00                | 200.00              | -200.00            | 0.0%           |
| 4050 · Bldg. Permit - Inspection Fees     | 12,503.00           | 5,000.00            | 7,503.00           | 250.06%        |

|  |                     |                     |                   |                |
|--|---------------------|---------------------|-------------------|----------------|
| 4160 - Demolition - Blight Prop.                 | 0.00                | 25,000.00           | -25,000.00        | 0.0%           |
| 4480 - Public Nuisance Remediation               | 3,271.10            |                     |                   |                |
| 4775 - ZHB - Court Reporter/Sec'y                | 0.00                | 500.00              | -500.00           | 0.0%           |
| 4780 - ZHB - Legal Services                      | 0.00                | 1,200.00            | -1,200.00         | 0.0%           |
| 4785 - ZHB - Office Expense                      | 0.00                | 200.00              | -200.00           | 0.0%           |
| 4790 - Zoning Inspections                        | 2,949.00            |                     |                   |                |
| <b>Total Building, Planning &amp; Zoning</b>     | <b>18,723.10</b>    | <b>32,100.00</b>    | <b>-13,376.90</b> | <b>58.33%</b>  |
| <b>Capital Expenses</b>                          |                     |                     |                   |                |
| 4080 - Capital Expense                           | 117,229.68          | 249,040.00          | -131,810.32       | 47.07%         |
| 4125 - Construction - General                    | 4,186,149.61        | 3,834,957.00        | 351,192.61        | 109.16%        |
| 4235 - Major Purchase                            | 81,388.22           | 32,500.00           | 48,888.22         | 250.43%        |
| <b>Total Capital Expenses</b>                    | <b>4,384,767.51</b> | <b>4,116,497.00</b> | <b>268,270.51</b> | <b>106.52%</b> |
| <b>Community Outreach &amp; Developmen</b>       |                     |                     |                   |                |
| 4000 - Advertising & Promotions                  | 0.00                | 5,000.00            | -5,000.00         | 0.0%           |
| 4020 - Annual Contributions                      | 122,000.00          | 122,000.00          | 0.00              | 100.0%         |
| 4035 - Backflow Prevention                       | 0.00                | 8,000.00            | -8,000.00         | 0.0%           |
| 4165 - Design & Mobility Improvements            | 12,149.57           | 30,000.00           | -17,850.43        | 40.5%          |
| 4420 - Newsletter Expense                        | 6,536.31            | 14,000.00           | -7,463.69         | 46.69%         |
| <b>Total Community Outreach &amp; Developmen</b> | <b>140,685.88</b>   | <b>179,000.00</b>   | <b>-38,314.12</b> | <b>78.6%</b>   |
| <b>Contract Services</b>                         |                     |                     |                   |                |
| 4015 - Animal Control                            | 3,300.00            | 4,000.00            | -700.00           | 82.5%          |
| 4135 - Janitorial                                | 10,336.27           | 10,000.00           | 336.27            | 103.36%        |
| 4280 - Garbage Contract                          | 529,066.80          | 530,000.00          | -933.20           | 99.82%         |
| 4440 - Payroll Contract                          | 11,633.13           | 7,500.00            | 4,133.13          | 155.11%        |
| 4495 - Recycling Contract                        | 84,726.00           | 85,000.00           | -274.00           | 99.68%         |
| <b>Total Contract Services</b>                   | <b>639,062.20</b>   | <b>636,500.00</b>   | <b>2,562.20</b>   | <b>100.4%</b>  |
| <b>Debt Services</b>                             |                     |                     |                   |                |
| 4305 - Interest - Bond                           | 221,150.00          | 221,150.00          | 0.00              | 100.0%         |
| 4310 - Interest - Equipment-Vehicles             | 22,049.21           | 7,470.00            | 14,579.21         | 295.17%        |
| 4315 - Interest - PENNVEST                       | 13,999.75           | 13,995.00           | 4.75              | 100.03%        |
| 4460 - Principal - Bond                          | 100,000.00          | 100,000.00          | 0.00              | 100.0%         |
| 4465 - Principal - Equipment-Vehicles            | 246,452.54          | 89,960.00           | 156,492.54        | 273.96%        |
| 4470 - Principal - PENNVEST                      | 100,889.09          | 100,895.00          | -5.91             | 99.99%         |
| <b>Total Debt Services</b>                       | <b>704,540.59</b>   | <b>533,470.00</b>   | <b>171,070.59</b> | <b>132.07%</b> |
| <b>Employee Withholdings &amp; Benefit</b>       |                     |                     |                   |                |
| 4270 - FSA                                       | 6,687.97            | 9,500.00            | -2,812.03         | 70.4%          |
| 4285 - Hospitalization                           | 271,216.04          | 332,500.00          | -61,283.96        | 81.57%         |
| 4290 - HRA                                       | 11,993.93           | 15,000.00           | -3,006.07         | 79.96%         |
| 4365 - Life, Accident & STD                      | 9,766.08            | 10,500.00           | -733.92           | 93.01%         |
| 4450 - Police Pension Contrib.                   | 39,989.81           | 41,736.00           | -1,746.19         | 95.82%         |
| 4505 - Court Appearances                         | 2,475.00            | 3,500.00            | -1,025.00         | 70.71%         |
| 4515 - Travel & Parking Reimbursements           | 40.00               | 4,000.00            | -3,960.00         | 1.0%           |
| 4640 - Social Security                           | 147,190.85          | 149,000.00          | -1,809.15         | 98.79%         |
| 4683 - Travel Expense                            | 0.00                | 500.00              | -500.00           | 0.0%           |

|  |                   |                     |                    |                |
|--|-------------------|---------------------|--------------------|----------------|
| 4690 · Unemployment Compensation                 | 35,136.01         | 26,300.00           | 8,836.01           | 133.6%         |
| 4765 · Worker's Comp.                            | 97,515.83         | 102,950.00          | -5,434.17          | 94.72%         |
| 4770 · Worker's Comp. - School Guards            | 7,887.61          | 7,500.00            | 387.61             | 105.17%        |
| <b>Total Employee Withholdings &amp; Benefit</b> | <b>629,899.13</b> | <b>702,986.00</b>   | <b>-73,086.87</b>  | <b>89.6%</b>   |
| <b>Engineering Services</b>                      |                   |                     |                    |                |
| 4180 · Engineering - Consent Order               | 250,180.42        | 100,000.00          | 150,180.42         | 250.18%        |
| 4185 · Engineering - Demolition                  | 8,729.95          | 20,000.00           | -11,270.05         | 43.65%         |
| 4190 · Engineering - Design                      | 170,420.54        |                     |                    |                |
| 4195 · Engineering - General                     | 181,467.17        | 988,000.00          | -806,532.83        | 18.37%         |
| 4200 · Engineering - GIS Mapping                 | 5,727.73          |                     |                    |                |
| 4205 · Engineering - GLG                         | 3,342.75          |                     |                    |                |
| 4210 · Engineering - Inspection                  | 336,925.47        | 35,000.00           | 301,925.47         | 962.64%        |
| 4215 · Engineering - Retainer                    | 1,200.00          | 1,200.00            | 0.00               | 100.0%         |
| 4220 · Engineering - Roads                       | 32,133.75         | 25,000.00           | 7,133.75           | 128.54%        |
| <b>Total Engineering Services</b>                | <b>990,127.78</b> | <b>1,169,200.00</b> | <b>-179,072.22</b> | <b>84.68%</b>  |
| <b>Insurance, Bond &amp; Surety</b>              |                   |                     |                    |                |
| 4060 · Bonds - Admin. Staff                      | 1,564.00          | 1,000.00            | 564.00             | 156.4%         |
| 4065 · Bonds - Property Tax Collector            | 544.00            | 600.00              | -56.00             | 90.67%         |
| 4300 · Insurance - Liability/Property            | 93,865.58         | 90,000.00           | 3,865.58           | 104.3%         |
| 4475 · Property Loss/Insurance Claims            | 27,934.54         | 11,000.00           | 16,934.54          | 253.95%        |
| <b>Total Insurance, Bond &amp; Surety</b>        | <b>123,908.12</b> | <b>102,600.00</b>   | <b>21,308.12</b>   | <b>120.77%</b> |
| <b>Operating Expenses</b>                        |                   |                     |                    |                |
| 4002 · Public Notices                            | 5,089.55          | 7,500.00            | -2,410.45          | 67.86%         |
| 4010 · Ammunition                                | 1,370.51          | 1,500.00            | -129.49            | 91.37%         |
| 4095 · Civil Service Commission                  | 121.55            | 3,000.00            | -2,878.45          | 4.05%          |
| 4100 · Communications                            | 47,576.37         | 36,500.00           | 11,076.37          | 130.35%        |
| 4115 · Computer Expense                          | 2,212.09          | 13,500.00           | -11,287.91         | 16.39%         |
| 4120 · Concession Stand Supplies                 | 15,822.56         | 15,000.00           | 822.56             | 105.48%        |
| 4170 · Drug & Alcohol Testing                    | 1,763.10          | 1,200.00            | 563.10             | 146.93%        |
| 4240 · Minor Purchase                            | 35,761.48         | 42,500.00           | -6,738.52          | 84.15%         |
| 4245 · Equipment Rental                          | 15,615.45         | 14,000.00           | 1,615.45           | 111.54%        |
| 4275 · Fuel Expense                              | 61,215.81         | 52,445.00           | 8,770.81           | 116.72%        |
| 4320 · IT Expenses                               | 12,697.70         | 17,500.00           | -4,802.30          | 72.56%         |
| 4360 · Licenses & Permits                        | 6,863.00          | 3,300.00            | 3,563.00           | 207.97%        |
| 4395 · Meetings, Conferences, Training           | 11,730.86         | 62,000.00           | -50,269.14         | 18.92%         |
| 4405 · Misc. Expenses                            | 8,972.46          | 18,000.00           | -9,027.54          | 49.85%         |
| 4425 · Office Supplies/Postage                   | 7,732.86          | 11,800.00           | -4,067.14          | 65.53%         |
| 4445 · Physicals                                 | 0.00              | 2,500.00            | -2,500.00          | 0.0%           |
| 4490 · Recodify Boro Ordinances                  | 315.00            | 2,500.00            | -2,185.00          | 12.6%          |
| 4610 · Service Charge                            | 4,163.18          |                     |                    |                |
| 4625 · Shade Tree Health Maintenance             | 49,650.00         | 35,000.00           | 14,650.00          | 141.86%        |
| 4635 · Small Tools                               | 3,624.49          | 15,000.00           | -11,375.51         | 24.16%         |
| 4650 · Subscriptions/Memberships                 | 46,322.29         | 50,830.00           | -4,507.71          | 91.13%         |
| 4655 · Custodial Supplies                        | 5,501.74          | 14,750.00           | -9,248.26          | 37.3%          |
| 4660 · Operating Supplies                        | 8,488.14          | 8,000.00            | 488.14             | 106.1%         |



|   |                   |                   |                   |                |
|---|-------------------|-------------------|-------------------|----------------|
| 4695 · Uniforms                                 | 15,440.15         | 19,000.00         | -3,559.85         | 81.26%         |
| 4700 · Uniforms - Crossing Guards               | 144.27            | 500.00            | -355.73           | 28.85%         |
| 4730 · Video Recording Devices                  | 0.00              | 8,000.00          | -8,000.00         | 0.0%           |
| <b>Total Operating Expenses</b>                 | <b>368,194.61</b> | <b>455,825.00</b> | <b>-87,630.39</b> | <b>80.78%</b>  |
| <b>Pensions &amp; Foreign Fire Relief</b>       |                   |                   |                   |                |
| 4175 · Employee Pension Fund MMO                | 88,540.62         | 94,770.00         | -6,229.38         | 93.43%         |
| 4265 · Foreign Fire Relief                      | 31,357.33         | 27,000.00         | 4,357.33          | 116.14%        |
| 4455 · Police Pension Fund MMO                  | 18,910.00         | 81,138.00         | -62,228.00        | 23.31%         |
| <b>Total Pensions &amp; Foreign Fire Relief</b> | <b>138,807.95</b> | <b>202,908.00</b> | <b>-64,100.05</b> | <b>68.41%</b>  |
| <b>Professional Services</b>                    |                   |                   |                   |                |
| 4030 · Auditing Services                        | 15,801.17         | 15,500.00         | 301.17            | 101.94%        |
| 4355 · Legal Services                           | 51,300.78         | 52,500.00         | -1,199.22         | 97.72%         |
| 4472 · Professional Consulting                  | 66,360.32         | 32,500.00         | 33,860.32         | 204.19%        |
| <b>Total Professional Services</b>              | <b>133,462.27</b> | <b>100,500.00</b> | <b>32,962.27</b>  | <b>132.8%</b>  |
| <b>Recreation &amp; Culture</b>                 |                   |                   |                   |                |
| 4070 · Boro Gardens                             | 0.00              | 500.00            | -500.00           | 0.0%           |
| 4075 · Boro Tributes                            | 176.41            | 250.00            | -73.59            | 70.56%         |
| 4090 · Celebrates Fireworks                     | 7,500.00          | 7,500.00          | 0.00              | 100.0%         |
| 4092 · Community Day                            | 0.00              | 32,000.00         | -32,000.00        | 0.0%           |
| 4150 · Crafton Performing Arts                  | 0.00              | 250.00            | -250.00           | 0.0%           |
| 4400 · Military Banners                         | 1,187.83          | 1,500.00          | -312.17           | 79.19%         |
| 4600 · Seasonal Decorations                     | 0.00              | 500.00            | -500.00           | 0.0%           |
| 4605 · Senior Dinner                            | 0.00              | 3,000.00          | -3,000.00         | 0.0%           |
| 4685 · Tree Plantings                           | 4,182.00          | 10,000.00         | -5,818.00         | 41.82%         |
| <b>Total Recreation &amp; Culture</b>           | <b>13,046.24</b>  | <b>55,500.00</b>  | <b>-42,453.76</b> | <b>23.51%</b>  |
| <b>Refunds</b>                                  |                   |                   |                   |                |
| 4110 · Facility Rental Deposits                 | 5,800.00          | 1,500.00          | 4,300.00          | 386.67%        |
| 4375 · LST Refunds - Prior                      | 0.00              | 500.00            | -500.00           | 0.0%           |
| 4430 · Other Refunds - Prior                    | 13.23             | 1,000.00          | -986.77           | 1.32%          |
| 4485 · R/E Tax Refunds - Prior                  | 3,072.35          | 2,000.00          | 1,072.35          | 153.62%        |
| 4500 · Refunds - Misc.                          | 6,639.68          | 500.00            | 6,139.68          | 1,327.94%      |
| 4615 · Service Tax Credit - EIT Refund          | 943.00            | 1,000.00          | -57.00            | 94.3%          |
| 4620 · Service Tax Credit - R/E Refund          | 1,065.68          |                   |                   |                |
| 4665 · Road Tax Refunds - Current               | 0.00              | 1,000.00          | -1,000.00         | 0.0%           |
| 4670 · Road Tax Refunds - Prior                 | 1,479.56          | 1,000.00          | 479.56            | 147.96%        |
| <b>Total Refunds</b>                            | <b>19,013.50</b>  | <b>8,500.00</b>   | <b>10,513.50</b>  | <b>223.69%</b> |
| <b>Repairs &amp; Maintenance</b>                |                   |                   |                   |                |
| 4085 · Magistrate Bldg - Capital Impr.          | 4,000.00          | 2,500.00          | 1,500.00          | 160.0%         |
| 4130 · Contracted Services                      | 9,600.00          | 15,000.00         | -5,400.00         | 64.0%          |
| 4230 · Equip. Inspection & Testing              | 10,171.23         | 10,000.00         | 171.23            | 101.71%        |
| 4520 · General Repair & Maintenance             | 90,998.60         | 53,800.00         | 37,198.60         | 169.14%        |
| 4525 · Repairs - Magistrate Bldg                | 1,966.41          | 3,500.00          | -1,533.59         | 56.18%         |
| 4530 · Repairs - Equipment & Tools              | 17,073.14         | 18,300.00         | -1,226.86         | 93.3%          |
| 4720 · Vehicle Maintenance                      | 41,706.35         | 29,000.00         | 12,706.35         | 143.82%        |

|  |                     |                     |                    |               |
|--|---------------------|---------------------|--------------------|---------------|
| <b>Total Repairs &amp; Maintenance</b>         | 175,515.73          | 132,100.00          | 43,415.73          | 132.87%       |
| <b>Salary &amp; Wages</b>                      |                     |                     |                    |               |
| 4140 · Wages - Overtime (Court)                | 46,258.10           | 50,000.00           | -3,741.90          | 92.52%        |
| 4147 · Wages - Overtime (Training)             | 1,399.95            |                     |                    |               |
| 4155 · Wages - Overtime (DANET)                | 0.00                | 4,000.00            | -4,000.00          | 0.0%          |
| 4370 · Salary - Longevity                      | 4,500.00            | 6,250.00            | -1,750.00          | 72.0%         |
| 4545 · Salary - Full Time Staff                | 1,159,010.20        | 1,215,000.00        | -55,989.80         | 95.39%        |
| 4550 · Salary - Assistant Manager              | 81,434.26           | 84,975.00           | -3,540.74          | 95.83%        |
| 4552 · Salary - Bldg. Inspector                | 34,999.95           | 56,000.00           | -21,000.05         | 62.5%         |
| 4555 · Salary - Chief                          | 107,684.16          | 106,345.00          | 1,339.16           | 101.26%       |
| 4560 · Salary - Council                        | 5,800.00            | 8,400.00            | -2,600.00          | 69.05%        |
| 4562 · Salary - Fire Marshal                   | 0.00                |                     |                    |               |
| 4565 · Salary - Manager                        | 0.00                | 93,500.00           | -93,500.00         | 0.0%          |
| 4570 · Salary - Mayor                          | 1,800.00            | 1,800.00            | 0.00               | 100.0%        |
| 4575 · Salary - Ordinance Officer              | 1,054.58            |                     |                    |               |
| 4580 · Salary - P/W Foreman                    | 67,299.20           | 68,745.00           | -1,445.80          | 97.9%         |
| 4585 · Salary - Police Secretary               | 33,723.00           | 39,140.00           | -5,417.00          | 86.16%        |
| 4590 · Salary - Property Tax Collector         | 460.00              | 480.00              | -20.00             | 95.83%        |
| 4595 · Salary - Treasurer                      | 2,875.00            | 3,000.00            | -125.00            | 95.83%        |
| 4735 · Wages - Crossing Guards                 | 81,590.70           | 94,500.00           | -12,909.30         | 86.34%        |
| 4740 · Wages - Intern                          | 1,066.00            | 10,000.00           | -8,934.00          | 10.66%        |
| 4745 · Wages - Jail Guards                     | 220.00              | 1,000.00            | -780.00            | 22.0%         |
| 4750 · Wages - Overtime                        | 60,910.98           | 35,000.00           | 25,910.98          | 174.03%       |
| 4751 · Wages - Overtime (Snow)                 | 17,939.77           | 15,000.00           | 2,939.77           | 119.6%        |
| 4755 · Wages - Part Time                       | 153,764.52          | 152,000.00          | 1,764.52           | 101.16%       |
| 4760 · Wages - Seasonal Staff                  | 51,927.16           | 30,000.00           | 21,927.16          | 173.09%       |
| <b>Total Salary &amp; Wages</b>                | <b>1,915,717.53</b> | <b>2,075,135.00</b> | <b>-159,417.47</b> | <b>92.32%</b> |
| <b>Storm Water &amp; Sewer Treatment</b>       |                     |                     |                    |               |
| 4005 · ALCOSAN Charges                         | 1,239,309.85        | 1,280,000.00        | -40,690.15         | 96.82%        |
| 4087 · CCTV                                    | 2,712.35            | 30,000.00           | -27,287.65         | 9.04%         |
| 4157 · Deficiency Corrections                  | 191,730.50          | 473,920.00          | -282,189.50        | 40.46%        |
| 4537 · Emergency Repairs - Sewers              | 0.00                | 25,000.00           | -25,000.00         | 0.0%          |
| <b>Total Storm Water &amp; Sewer Treatment</b> | <b>1,433,752.70</b> | <b>1,808,920.00</b> | <b>-375,167.30</b> | <b>79.26%</b> |
| <b>Streets &amp; Roads</b>                     |                     |                     |                    |               |
| 4025 · Anti-Skid Materials                     | 77,230.71           | 55,000.00           | 22,230.71          | 140.42%       |
| 4380 · Material - Curbing Supplies             | 78.40               | 5,000.00            | -4,921.60          | 1.57%         |
| 4385 · Material - Roads Supplies               | 4,253.81            | 10,000.00           | -5,746.19          | 42.54%        |
| 4390 · Material - Stairs/Sidewalk Sup.         | 1,950.70            | 10,000.00           | -8,049.30          | 19.51%        |
| 4536 · Road Paving Program                     | 47,579.25           | 335,000.00          | -287,420.75        | 14.2%         |
| 4538 · Road Paving - Prior Yr.                 | 32,948.14           |                     |                    |               |
| 4630 · Signs & Posts                           | 4,650.48            | 5,000.00            | -349.52            | 93.01%        |
| <b>Total Streets &amp; Roads</b>               | <b>168,691.49</b>   | <b>420,000.00</b>   | <b>-251,308.51</b> | <b>40.17%</b> |
| <b>Tax Collection &amp; Billing Fees</b>       |                     |                     |                    |               |
| 4040 · Jordan - Billing Fees                   | 50,497.83           | 27,000.00           | 23,497.83          | 187.03%       |
| 4325 · Jordan - Act 32 SW Tax District         | 17,598.30           | 15,000.00           | 2,598.30           | 117.32%       |

|  |                      |                      |                    |                |
|--|----------------------|----------------------|--------------------|----------------|
| 4330 · Jordan - Act 511 Fees                   | 6,722.95             | 8,000.00             | -1,277.05          | 84.04%         |
| 4335 · Jordan - Liens/Rev./Sher. Sales         | 8,010.00             | 10,000.00            | -1,990.00          | 80.1%          |
| 4340 · Jordan - R/E Tax Fees                   | 7,783.75             | 7,500.00             | 283.75             | 103.78%        |
| 4345 · Jordan - Delinq R/E Tax Fees            | 12,794.53            | 8,000.00             | 4,794.53           | 159.93%        |
| 4350 · Jordan - TCF Fees                       | 16,383.89            | 18,000.00            | -1,616.11          | 91.02%         |
| 4415 · Jordan - Municipal Claims               | 4,114.44             | 2,500.00             | 1,614.44           | 164.58%        |
| 4417 · RAD Tax Payment                         | 7,055.03             | 4,000.00             | 3,055.03           | 176.38%        |
| <b>Total Tax Collection &amp; Billing Fees</b> | <b>130,960.72</b>    | <b>100,000.00</b>    | <b>30,960.72</b>   | <b>130.96%</b> |
| <b>Utilities &amp; Public Services</b>         |                      |                      |                    |                |
| 4295 · Hydrant Rental                          | 23,603.04            | 23,300.00            | 303.04             | 101.3%         |
| 4645 · Street Lighting Supplies                | 89,338.36            | 85,000.00            | 4,338.36           | 105.1%         |
| 4675 · Traffic Signals Maintenance             | 6,833.10             | 5,000.00             | 1,833.10           | 136.66%        |
| 4680 · Traffic Signals Supplies                | 3,528.95             | 6,500.00             | -2,971.05          | 54.29%         |
| 4705 · Utilities                               | 49,485.65            | 52,800.00            | -3,314.35          | 93.72%         |
| 4710 · Utilities - District Magistrate         | 5,773.08             | 6,500.00             | -726.92            | 88.82%         |
| <b>Total Utilities &amp; Public Services</b>   | <b>178,562.18</b>    | <b>179,100.00</b>    | <b>-537.82</b>     | <b>99.7%</b>   |
| <b>Total Expense</b>                           | <b>12,307,439.23</b> | <b>13,010,841.00</b> | <b>-703,401.77</b> | <b>94.59%</b>  |
| <b>Net Income Before Transfers</b>             | <b>-3,087,489.81</b> | <b>-3,153,700.00</b> | <b>66,210.19</b>   | <b>97.9%</b>   |

#### Transfers

##### Marked as Income

|   |           |
|---|-----------|
| GF 392.08 · Transfer from Sewer Fund        | 255,000   |
| GF 392.09 · Transfer from Road Fund         | 160,575   |
| GF 392.35 · Transfer from Highway Aid       | 161,800   |
| GF 392.90 · Transfer - Unreserved Fund Bal. | 242,598   |
| SF 392.08 · Trf from Sewer Fund Reserve     | 125,000   |
| CF 392.90-Trf from Capital Reserve Fund     | 3,025,757 |
| Investment, Petty Cash and GF transfers     |           |
| Transfer from Bond Fund                     |           |

15,142,415      3,970,730

##### Marked as Expense

|  |         |
|--|---------|
| GF 411.90 · Trf to Fire Equip Fund         | 102,560 |
| GF 411.901 · Trf to Minor Equip. SCBA Fund | 22,000  |
| GF 492.04 · Transfer to ARPA Fund          | 201,970 |
| RF 492.30 Trf. to General Fund             | 160,575 |
| RF 492.31 Trf. to Road Reserve Fund        | 74,925  |
| SF 495.10 · Transfer to General Fund       | 255,000 |

Investment, Petty Cash and GF transfers

Transfers from Capital Bond Fund

15,142,415      817,030

Net Income

**(3,087,490)**      -

**Financial Trending**


Crafton Borough

YTD December 2022

| Net Use of Fund Balance  |                   |   |           |           |           |           |           |           |           |             |           |           |             |                   |
|--------------------------|-------------------|---|-----------|-----------|-----------|-----------|-----------|-----------|-----------|-------------|-----------|-----------|-------------|-------------------|
| Net Change Fund Balances | Beginning Balance | Jan   | Feb       | Mar       | Apr       | May       | Jun       | Jul       | Aug       | Sep         | Oct       | Nov       | Dec         | Remaining Balance |
| General Fund             | 1,587,498         |   |           |           |           |           |           |           |           |             |           |           |             | 1,851,562         |
| <i>Funds received</i>    |                   | 93,971  | 460,471   | 817,537   | 1,180,664 | 660,619   | 260,492   | 213,527   | 282,457   | 622,301     | 172,197   | 296,607   | 179,831     |                   |
| <i>Funds used</i>        |                   | (260,438)                                       | (399,862) | (308,087) | (528,309) | (409,841) | (448,407) | (573,857) | (434,469) | (422,542)   | (472,901) | (622,219) | (441,277)   |                   |
| <i>Transfers</i>         |                   | 375,599   | (361,719) | (364,991) | 1,525,420 | (954,268) | (117,697) | 494,504   | (865,894) | (105,901)   | 169,198   | (142,445) | 693,794     |                   |
| Road Fund                | 979,838           |   |           |           |           |           |           |           |           |             |           |           |             | 1,329,598         |
| <i>Funds received</i>    |                   | 4,171   | 2,943     | 93,435    | 364,815   | 122,638   | 21,813    | 28,429    | 4,718     | 3,627       | 3,930     | 2,567     | 2,752       |                   |
| <i>Funds used</i>        |                   | (4,449)   | (38,450)  | (5,478)   | (8,753)   | -         | (25,001)  | (13,789)  | (258)     | (10,550)    | (61)      | (1,576)   | (42,022)    |                   |
| <i>Transfers</i>         |                   | (4,171)   | (2,943)   | 8,848     | (364,740) | (122,638) | 3,188     | 459,244   | (4,718)   | 32,816      | (3,930)   | (991)     | (155,655)   |                   |
| Liquid Fuels Fund        | 75,632            |   |           |           |           |           |           |           |           |             |           |           |             | 768               |
| <i>Funds received</i>    |                   | 0.29  | 1.03      | 165,539   | 1.98      | 2.05      | 1.98      | 20.48     | 20.49     | 64.43       | 174.19    | 196.81    | 0.82        |                   |
| <i>Funds used</i>        |                   | -   | -         | -         | -         | -         | -         | -         | -         | -           | -         | -         | (240,888)   |                   |
| <i>Transfers</i>         |                   | -   | -         | -         | -         | -         | -         | -         | -         | -           | -         | -         | -           |                   |
| Sewer Fund               | 1,709,665         |   |           |           |           |           |           |           |           |             |           |           |             | 1,387,128         |
| <i>Funds received</i>    |                   | 158,748   | 193,442   | 182,206   | 187,463   | 206,567   | 182,613   | 190,418   | 208,464   | 174,403     | 240,161   | 196,775   | 188,663     |                   |
| <i>Funds used</i>        |                   | (49,267)  | (76,548)  | (423,741) | (41,710)  | (17,180)  | (56,940)  | (364,057) | (50,065)  | (44,074)    | (454,007) | (69,089)  | (422,054)   |                   |
| <i>Transfers</i>         |                   | (308,090)                                       | 40        | (51)      | -         | -         | -         | -         | (626)     | -           | (69)      | 69        | (255,000)   |                   |
| Crafton Celebrates       | 17,416            |   |           |           |           |           |           |           |           |             |           |           |             | 17,455            |
| <i>Funds received</i>    |                   | 0.06  | 0.13      | 0.15      | 0.14      | 0.15      | 0.14      | 1.48      | 1.48      | 4.65        | 12.57     | 14.20     | 18.67       |                   |
| <i>Funds used</i>        |                   | -   | (15)      | -         | -         | -         | -         | -         | -         | -           | -         | -         | -           |                   |
| <i>Transfers</i>         |                   | -   | -         | -         | -         | -         | -         | -         | -         | -           | -         | -         | -           |                   |
| CapEx Fund               | 140,124           | Currently all CapEx projects are funded by Bond |           |           |           |           |           |           |           |             |           |           |             | 162,578           |
| <i>Funds received</i>    |                   |   |           |           |           | 1.88      | 1.16      | 12        | 12        | 37          | 101       | 114       | 26,414      |                   |
| <i>Funds used</i>        |                   |   |           |           |           |           |           |           |           |             |           |           |             |                   |
| <i>Transfers</i>         |                   |   |           |           |           |           |           |           |           |             |           |           | (4,240)     |                   |
| Bond Fund                | 6,538,928         |   |           |           |           |           |           |           |           |             |           |           |             | 3,330,956         |
| <i>Funds received</i>    |                   | 606,626   | 225       | 115       | 616       | 47,594    | 1,217     | 2,663     | 300,083   | 4,132       | 3,969     | 24,124    | 468,067     |                   |
| <i>Funds used</i>        |                   | (543,301)                                       | (136,211) | (759,794) | (42,600)  | (32,606)  | (442,500) | (458,669) | (750,831) | (144,734)   | (979,903) | (35,452)  | (883,305)   |                   |
| <i>Transfers</i>         |                   | 545,168   | -         | -         | -         | -         | -         | -         | (2,663)   | -           | -         | -         | -           |                   |
| Pension Fund             | 8,084,077         |   |           |           |           |           |           |           |           |             |           |           |             | 6,613,932         |
| <i>Net Change</i>        |                   | (457,181)                                       | (207,040) | 2,430     | -         | (537,331) | (462,810) | 350,940   | 915,141   | (1,359,585) | 362,733   | 1,181,958 | (1,259,401) |                   |

| Capital Expense Budget Summary             | Current Year Allocation | Jan | Feb | Mar      | Apr    | May    | Jun    | Jul    | Aug    | Sep    | Oct    | Nov    | Dec     | Allocation Remaining |
|--|-------------------------|-----|-----|----------|--------|--------|--------|--------|--------|--------|--------|--------|---------|----------------------|
| Police Vehicles & Equipment                | 73,000                  | -   | -   | (43,623) | -      | -      | -      | -      | 43,623 | 9,917  | -      | 2,014  | -       | 61,070               |
| Fire Vehicles & Equipment                  | 152,059                 | -   | -   | -        | -      | -      | 42,444 | 60,145 | -      | 18,509 | -      | 2,014  | 20,747  | 8,200                |
| Public Works Vehicles, Equipment & General | 213,427                 | -   | -   | 3,922    | 3,310  | 7,556  | 1,191  | 85,072 | 3,310  | 3,310  | 3,310  | 27,365 | 3,310   | 71,774               |
| Public Works (c )                          | 520,000                 | -   | -   | 3,403    | 13,507 | -      | -      | 11,233 | -      | -      | 65,295 | 1,009  | 51,636  | 373,918              |
| Street Improvement (c )                    | 345,000                 | -   | -   | -        | 7,875  | 1,158  | -      | 11,837 | -      | 203    | 92     | 14     | 28,350  | 295,470              |
| Municipal Properties                       | 1,260,000               | -   | -   | -        | -      | 29,880 | 38,730 | 15,144 | 399    | 190    | 26,844 | 1,928  | 145,060 | 1,001,826            |
| Code Enforcement                           | 8,500                   | -   | -   | -        | -      | -      | -      | -      | -      | -      | -      | -      | -       | 8,500                |
| Information Technology                     | 25,000                  | -   | -   | -        | -      | -      | -      | 17,948 | -      | -      | -      | -      | -       | 7,052                |

(c) specific projects - not part of the construction projects associated with the bond  
 Need to ask Carissima



# Jordan Tax Service, Inc.

102 Rahway Road • McMurray, PA 15317-3349

(412) 835-5243 • Fax (412) 835-5244

(724) 731-2300 • Fax (724) 731-2398

www.jordantax.com

Tax & Record  
Services

Municipal

Business

Individual

January 12, 2023

Borough of Crafton  
Douglas Sample, Manager  
Municipal Building  
100 Stotz Avenue  
Pittsburgh, PA 15205

Re: Delinquent Earned Income & Net Profits Tax  
Collection Summary Report  
Nov. thru Dec., 2022

Detailed below are the Delinquent Earned Income Tax Collections remitted to the Borough for the Months of November through December, 2022:

| <u>PERIOD</u>    | <u>TAX</u>         | <u>PEN &amp; INT</u> | <u>MUNICIPAL SHARE (50.00%)</u> |                     |
|------------------|--------------------|----------------------|---------------------------------|---------------------|
|                  |                    |                      | <u>MONTH</u>                    | <u>YEAR TO DATE</u> |
| 2011 and Prior   | \$ 1,198.99        | \$ 619.89            | \$ 1,818.88                     | \$ 5,158.74         |
| Add: Commissions | 181.23             | -                    | 181.23                          | 513.76              |
| Refunds Issued   | -                  | -                    | -                               | -                   |
| Net Collections  | <u>\$ 1,380.22</u> | <u>\$ 619.89</u>     | <u>\$ 2,000.11</u>              | <u>\$ 5,672.50</u>  |

Amounts Transferred:

| <u>Date</u>     | <u>Reference</u> | <u>Amount</u>      |
|-----------------|------------------|--------------------|
| 12/31/22        | Ck #2537         | \$ 2,000.11        |
| Total Transfers |                  | <u>\$ 2,000.11</u> |

We have enclosed our invoice for services.

Very truly yours,  
JORDAN TAX SERVICE, INC.

WRLjr/hlk

WILLIAM R. LINNERT, JR.

**Crafton Borough**  
**Year to Date Earned Income Tax**  
**February 2 through December 31, 2022**

---

|  | <u>Feb 2 - Dec ...</u> | <u>Budget</u>      | <u>\$ Over Bud...</u>  | <u>% of Budget</u>   |
|--|------------------------|--------------------|------------------------|----------------------|
| <b>Income</b>                                    |                        |                    |                        |                      |
| <b>3050 - Act 511 Taxes</b>                      |                        |                    |                        |                      |
| <b>3059 - EIT - Delinquent</b>                   | 3,672.33               | 0.00               | 3,672.33               | 100.0%               |
| <b>3065 - EIT - Delinq. - Penalty &amp; Int.</b> | 0.06                   | 0.00               | 0.06                   | 100.0%               |
| <b>Total 3050 - Act 511 Taxes</b>                | <u>3,672.39</u>        | <u>0.00</u>        | <u>3,672.39</u>        | <u>100.0%</u>        |
| <b>Total Income</b>                              | <u>3,672.39</u>        | <u>0.00</u>        | <u>3,672.39</u>        | <u>100.0%</u>        |
| <b>Gross Profit</b>                              | <u>3,672.39</u>        | <u>0.00</u>        | <u>3,672.39</u>        | <u>100.0%</u>        |
| <b>Expense</b>                                   | <u>0.00</u>            |                    |                        |                      |
| <b>Net Income</b>                                | <u><u>3,672.39</u></u> | <u><u>0.00</u></u> | <u><u>3,672.39</u></u> | <u><u>100.0%</u></u> |

CURRENT YEAR TO DATE DISTRIBUTIONS

|                      | Resident Tax Amount | Non-Per/Int Resident Amount | Costs & Credits | Total Collections | Dist Year | Resident Tax Amount | Non-Per/Int Resident Amount | TDD Commission | Charges & Credits | Total Distribution |
|----------------------|---------------------|-----------------------------|-----------------|-------------------|-----------|---------------------|-----------------------------|----------------|-------------------|--------------------|
| DEL-Q-12 Collections | 110.50              | 0.00                        | 0.00            | 158.50            | 2022      | 110.50              | 0.00                        | 0.00           | 0.00              | \$158.50           |
| DEL-Q-13 Collections | 130.50              | 0.00                        | 0.00            | 153.50            | 2022      | 130.50              | 0.00                        | 0.00           | 0.00              | \$153.50           |
| DEL-Q-14 Collections | 67.00               | 0.00                        | 0.00            | 22.50             | 2022      | 67.00               | 0.00                        | 0.00           | 0.00              | \$92.50            |
| DEL-Q-15 Collections | 165.45              | 0.00                        | 0.00            | 205.46            | 2022      | 165.46              | 0.00                        | 0.00           | 0.00              | \$205.46           |
| DEL-Q-16 Collections | 158.91              | 0.00                        | 0.00            | 179.91            | 2022      | 158.91              | 0.00                        | 0.00           | 0.00              | \$179.91           |
| DEL-Q-17 Collections | 434.00              | 0.00                        | 0.00            | 595.00            | 2022      | 434.00              | 0.00                        | 0.00           | 0.00              | \$595.00           |
| DEL-Q-18 Collections | 520.97              | 0.00                        | 0.00            | 646.17            | 2022      | 520.97              | 0.00                        | 0.00           | 0.00              | \$646.17           |

|                      |            |          |          |      |            |      |            |          |          |      |      |              |
|----------------------|------------|----------|----------|------|------------|------|------------|----------|----------|------|------|--------------|
| DEL-Q-19 Collections | 2,049.56   | 0.00     | 408.22   | 0.00 | 2,457.78   | 2022 | 2,049.56   | 0.00     | 408.22   | 0.00 | 0.00 | \$2,457.78   |
| DEL-Q-20 Collections | 1,617.69   | 0.00     | 243.69   | 0.00 | 1,861.38   | 2022 | 1,617.69   | 0.00     | 243.69   | 0.00 | 0.00 | \$1,861.38   |
| DEL-Q-21 Collections | 367.22     | 0.00     | 6.75     | 0.00 | 373.97     | 2022 | 367.22     | 0.00     | 6.75     | 0.00 | 0.00 | \$373.97     |
| DEL-Q-22 Collections | 35.06      | 0.00     | 1.22     | 0.00 | 36.28      | 2022 | 35.06      | 0.00     | 1.22     | 0.00 | 0.00 | \$36.28      |
| 2013 Collections     | 96.81      | 0.00     | 23.50    | 0.00 | 120.31     | 2022 | 96.81      | 0.00     | 23.50    | 0.00 | 0.00 | \$120.31     |
| 2014 Collections     | 90.08      | 0.00     | 0.00     | 0.00 | 60.38      | 2022 | 90.08      | 0.00     | 0.00     | 0.00 | 0.00 | \$69.08      |
| 2015 Collections     | 248.82     | 0.00     | 0.00     | 0.00 | 248.82     | 2022 | 248.82     | 0.00     | 0.00     | 0.00 | 0.00 | \$248.82     |
| 2015 Refunds         | 80.00      | 0.00     | 0.00     | 0.00 | 50.70      | 2022 | 60.00      | 0.00     | 0.00     | 0.00 | 0.00 | \$60.00      |
| 2016 Collections     | 367.00     | 0.00     | 0.06     | 0.00 | 369.34     | 2022 | 367.00     | 0.00     | 0.06     | 0.00 | 0.00 | \$369.34     |
| 2017 Collections     | 520.21     | 0.00     | 0.00     | 0.00 | 520.21     | 2022 | 520.21     | 0.00     | 0.00     | 0.00 | 0.00 | \$520.21     |
| 2017 Refunds         | 510.50     | 0.00     | 0.00     | 0.00 | 510.50     | 2022 | 510.50     | 0.00     | 0.00     | 0.00 | 0.00 | \$510.50     |
| 2018 Collections     | 78.57      | 0.00     | 81.98    | 0.00 | 160.55     | 2022 | 78.57      | 0.00     | 81.98    | 0.00 | 0.00 | \$160.55     |
| 2018 Refunds         | 449.50     | 0.00     | 0.00     | 0.00 | 449.50     | 2022 | 449.50     | 0.00     | 0.00     | 0.00 | 0.00 | \$449.50     |
| 2019 Collections     | 1,928.34   | 0.00     | 161.50   | 0.00 | 2,089.84   | 2022 | 1,928.34   | 0.00     | 161.50   | 0.00 | 0.00 | \$2,089.84   |
| 2019 Refunds         | 136.00     | 0.00     | 0.00     | 0.00 | 136.00     | 2022 | 136.00     | 0.00     | 0.00     | 0.00 | 0.00 | \$136.00     |
| 2020 Collections     | 4,937.11   | 0.00     | 21.00    | 0.00 | 5,058.11   | 2022 | 4,937.11   | 0.00     | 21.00    | 0.00 | 0.00 | \$5,058.11   |
| 2020 Refunds         | 1,344.00   | 0.00     | 0.00     | 0.00 | 1,344.00   | 2022 | 1,344.00   | 0.00     | 0.00     | 0.00 | 0.00 | \$1,344.00   |
| 2021 Collections     | 281,219.72 | 1,044.24 | 50.86    | 0.00 | 282,314.82 | 2022 | 281,219.72 | 1,044.24 | 50.86    | 0.00 | 0.00 | \$282,314.82 |
| 2021 Refunds         | 29,371.00  | 0.00     | 0.00     | 0.00 | 29,371.00  | 2022 | 29,371.00  | 0.00     | 0.00     | 0.00 | 0.00 | \$29,371.00  |
| 2022 Collections     | 593,571.92 | 2,388.85 | 3.00     | 0.00 | 696,443.77 | 2022 | 593,571.92 | 2,388.85 | 3.00     | 0.00 | 0.00 | \$696,443.77 |
| Current Year To Date | 955,212.08 | 3,913.09 | 1,576.78 | 0.00 | 960,701.96 | 2022 | 955,212.08 | 3,913.09 | 1,576.78 | 0.00 | 0.00 | \$960,701.96 |

11:13 AM


01/17/23

Cash Basis

**Crafton Borough**  
**Year to Date Earned Income Tax**  
January through December 2022

|  | <u>Jan - Dec 22</u>      | <u>Budget</u>            | <u>\$ Over Bud...</u>   | <u>% of Budget</u>   |
|--|--------------------------|--------------------------|-------------------------|----------------------|
| <b>Income</b>                              |                          |                          |                         |                      |
| <b>3050 · Act 511 Taxes</b>                |                          |                          |                         |                      |
| <b>3053 · EIT - Current</b>                | 696,737.33               | 610,000.00               | 86,737.33               | 114.2%               |
| <b>3056 · EIT - Prior</b>                  | 262,433.33               | 285,000.00               | -22,566.67              | 92.1%                |
| <b>3062 · EIT - Penalty &amp; Interest</b> | 1,530.30                 | 500.00                   | 1,030.30                | 306.1%               |
| <b>Total 3050 · Act 511 Taxes</b>          | <u>960,700.96</u>        | <u>895,500.00</u>        | <u>65,200.96</u>        | <u>107.3%</u>        |
| <b>Total Income</b>                        | <u>960,700.96</u>        | <u>895,500.00</u>        | <u>65,200.96</u>        | <u>107.3%</u>        |
| <b>Gross Profit</b>                        | <u>960,700.96</u>        | <u>895,500.00</u>        | <u>65,200.96</u>        | <u>107.3%</u>        |
| <b>Expense</b>                             | 0.00                     |                          |                         |                      |
| <b>Net Income</b>                          | <u><u>960,700.96</u></u> | <u><u>895,500.00</u></u> | <u><u>65,200.96</u></u> | <u><u>107.3%</u></u> |





# Jordan Tax Service, Inc.

102 Rahway Road • McMurray, PA 15317-3349

(412) 835-5243 • Fax (412) 835-5244

(724) 731-2300 • Fax (724) 731-2398

www.jordantax.com

Tax & Record  
Services

Municipal

Business

Individual

January 12, 2023

Borough of Crafton  
Douglas Sample, Manager  
Municipal Building  
100 Stotz Avenue  
Pittsburgh, PA 15205

Re: Local Services Tax Collections  
Collection Summary Report  
December, 2022

Detailed below are the Local Services Tax Collections remitted to the Borough for the Collection Period of December 1, 2022 through December 31, 2022:

| <u>PERIOD</u>     | <u>TAX</u>       | <u>PEN &amp; INT</u> | <u>TOTAL<br/>COLLECTIONS</u> | <u>YEAR TO DATE</u> |
|-------------------|------------------|----------------------|------------------------------|---------------------|
| 2020 and Prior    | \$ -             | \$ -                 | \$ -                         | \$ -                |
| 2021              | -                | -                    | -                            | 13,082.66           |
| 2022              | 317.00           | -                    | 317.00                       | 40,346.39           |
| Total Collections | 317.00           | -                    | 317.00                       | 53,429.05           |
| Refunds Issued    | -                | -                    | -                            | -                   |
|                   | <u>\$ 317.00</u> | <u>\$ -</u>          |                              |                     |
| Net Collections   |                  |                      | <u>\$ 317.00</u>             | <u>\$ 53,429.05</u> |

Amounts Remitted:

| <u>Date</u> | <u>Batch #</u> | <u>Amount</u> |
|-------------|----------------|---------------|
| 12/31/22    | 34-36          | \$ 317.00     |
|             |                | -             |

Total Deposited \$ 317.00

We have enclosed our invoice for services.

Very truly yours,  
JORDAN TAX SERVICE, INC.


WILLIAM R. LINNERT, JR.

Crafton Borough  
Local Service Tax Collection Report  
January through December 2022

|   | <u>Jan - De...</u>      | <u>Budget</u>           | <u>\$ Over ...</u>     | <u>% of Bu...</u>    |
|---|-------------------------|-------------------------|------------------------|----------------------|
| <b>Income</b>                             |                         |                         |                        |                      |
| <b>3050 · Act 511 Taxes</b>               |                         |                         |                        |                      |
| <b>3083 · Local Service Tax - Current</b> | 53,427.49               | 45,000.00               | 8,427.49               | 118.7%               |
| <b>3086 · Local Svc Tax P&amp;I</b>       | 1.56                    | 100.00                  | -98.44                 | 1.6%                 |
| <b>Total 3050 · Act 511 Taxes</b>         | <u>53,429.05</u>        | <u>45,100.00</u>        | <u>8,329.05</u>        | <u>118.5%</u>        |
| <b>Total Income</b>                       | <u>53,429.05</u>        | <u>45,100.00</u>        | <u>8,329.05</u>        | <u>118.5%</u>        |
| <b>Gross Profit</b>                       | 53,429.05               | 45,100.00               | 8,329.05               | 118.5%               |
| <b>Expense</b>                            | 0.00                    |                         |                        |                      |
| <b>Net Income</b>                         | <u><u>53,429.05</u></u> | <u><u>45,100.00</u></u> | <u><u>8,329.05</u></u> | <u><u>118.5%</u></u> |

**Crafton Borough**  
**Business Priviledge Collection Report**  
 January through December 2022

|   | <u>Jan - Dec 22</u> | <u>Budget</u> | <u>\$ Over Budget</u> | <u>% of B...</u> |
|---|---------------------|---------------|-----------------------|------------------|
| <b>Income</b>                                       |                     |               |                       |                  |
| <b>3050 · Act 511 Taxes</b>                         |                     |               |                       |                  |
| <b>3077 · Business Priviledge - Current</b>         | 57,841.19           | 60,000.00     | -2,158.81             | 96.4%            |
| <b>3080 · Business Priviledge P&amp;I</b>           | 468.04              | 100.00        | 368.04                | 468.0%           |
| <b>Total 3050 · Act 511 Taxes</b>                   | 58,309.23           | 60,100.00     | -1,790.77             | 97.0%            |
| <b>3100 · Business Licenses &amp; Permits</b>       |                     |               |                       |                  |
| <b>3115 · Business Licenses</b>                     | 1,890.00            | 2,000.00      | -110.00               | 94.5%            |
| <b>Total 3100 · Business Licenses &amp; Permits</b> | 1,890.00            | 2,000.00      | -110.00               | 94.5%            |
| <b>Total Income</b>                                 | 60,199.23           | 62,100.00     | -1,900.77             | 96.9%            |
| <b>Gross Profit</b>                                 | 60,199.23           | 62,100.00     | -1,900.77             | 96.9%            |
| <b>Expense</b>                                      | 0.00                |               |                       |                  |
| <b>Net Income</b>                                   | 60,199.23           | 62,100.00     | -1,900.77             | 96.9%            |



# Jordan Tax Service, Inc.

102 Rahway Road • McMurray, PA 15317-3349

(412) 835-5243 • Fax (412) 835-5244

(724) 731-2300 • Fax (724) 731-2398

www.jordantax.com

Tax & Record  
Services

Municipal

Business

Individual

January 12, 2023

Borough of Crafton  
Douglas Sample, Manager  
Municipal Building  
100 Stotz Avenue  
Pittsburgh, PA 15205

RE: Mercantile Tax  
Collection Summary Report  
December, 2022

Detailed below are the Mercantile Tax Collections remitted to the Borough for the Collection Period of December 1, 2022 through December 31, 2022:

| <u>PERIOD</u>     | <u>TAX</u>       | <u>PEN &amp; INT</u> | <u>TOTAL<br/>COLLECTIONS</u> | <u>YEAR TO DATE</u>  |
|-------------------|------------------|----------------------|------------------------------|----------------------|
| 2020 and Prior    | \$ -             | \$ -                 | \$ -                         | \$ 1,084.02          |
| 2021              | -                | -                    | -                            | 29,851.91            |
| 2022              | 576.88           | -                    | 576.88                       | 83,345.71            |
|                   | <u>\$ 576.88</u> | <u>\$ -</u>          |                              |                      |
| Total Collections |                  |                      | <u>\$ 576.88</u>             | <u>\$ 114,281.64</u> |

Amounts Deposited:

| <u>Date</u> | <u>Batch #</u> | <u>Amount</u> |
|-------------|----------------|---------------|
| 12/31/22    | 21             | \$ 576.88     |
|             |                | <u>-</u>      |

Total Deposited \$ 576.88


We have enclosed our invoice for services.

Very truly yours,  
JORDAN TAX SERVICE, INC.

WILLIAM R. LINNERT, JR.

Crafton Borough  
**Mercantile Tax Collection Report**  
January through December 2022

|   | <u>Jan - Dec 22</u>      | <u>Budget</u>           | <u>\$ Over ...</u>      | <u>% of Bu...</u>    |
|---|--------------------------|-------------------------|-------------------------|----------------------|
| <b>Income</b>                                 |                          |                         |                         |                      |
| <b>3050 · Act 511 Taxes</b>                   |                          |                         |                         |                      |
| <b>3068 · Mercantile - Current</b>            | 113,666.42               | 90,000.00               | 23,666.42               | 126.3%               |
| <b>3074 · Mercantile - Penalty &amp; Int.</b> | 615.22                   | 100.00                  | 515.22                  | 615.2%               |
| <b>Total 3050 · Act 511 Taxes</b>             | <u>114,281.64</u>        | <u>90,100.00</u>        | <u>24,181.64</u>        | <u>126.8%</u>        |
| <b>Total Income</b>                           | <u>114,281.64</u>        | <u>90,100.00</u>        | <u>24,181.64</u>        | <u>126.8%</u>        |
| <b>Gross Profit</b>                           | 114,281.64               | 90,100.00               | 24,181.64               | 126.8%               |
| <b>Expense</b>                                | 0.00                     |                         |                         |                      |
| <b>Net Income</b>                             | <u><u>114,281.64</u></u> | <u><u>90,100.00</u></u> | <u><u>24,181.64</u></u> | <u><u>126.8%</u></u> |



# Jordan Tax Service, Inc.

102 Rahway Road • McMurray, PA 15317-3349  
 (412) 835-5243 • Fax (412) 835-5244  
 (724) 731-2300 • Fax (724) 731-2398  
 www.jordantax.com

Tax & Record  
 Services  
 Municipal  
 Business  
 Individual

January 12, 2023

Borough of Crafton  
 Douglas Sample, Manager  
 Municipal Building  
 100 Stotz Avenue  
 Pittsburgh, PA 15205

RE: Trash Removal  
 Collection Summary Report  
 December, 2022

Detailed below are the 2022 Trash Removal Collections remitted to the Borough for the Month of December, 2022:

|                          | <u>BILLING FEE</u> | <u>GARBAGE</u>      | <u>TOTAL<br/>CURRENT PERIOD</u> | <u>YEAR TO DATE</u>  |
|--------------------------|--------------------|---------------------|---------------------------------|----------------------|
| FACE TAX                 | \$ 270.00          | \$ 25,362.08        | \$ 25,632.08                    | \$ 554,024.04        |
| Less: Discount           | -                  | (12.50)             | (12.50)                         | (18,837.50)          |
| Plus: Penalty            | -                  | 2,033.54            | 2,033.54                        | 4,124.88             |
| <b>Total Collections</b> | <b>\$ 270.00</b>   | <b>\$ 27,383.12</b> | <b>\$ 27,653.12</b>             | <b>\$ 539,311.42</b> |

Amounts Deposited:

| <u>Date</u>    | <u>Amount</u>       |
|----------------|---------------------|
| 12/29/22       | \$ 27,653.12        |
| Total          | 27,653.12           |
| Less: Refunds  | -                   |
| Total Deposits | <b>\$ 27,653.12</b> |

|                                 | <u>BILLING</u>     | <u>GARBAGE</u>      | <u>YEAR-TO-DATE</u> |
|---------------------------------|--------------------|---------------------|---------------------|
| FACE BALANCE 02/01/2022         | \$ -               | \$ (5,535.35)       | \$ (5,535.35)       |
| Add: Billing 02/02/2022         | 9,865.00           | 648,500.00          | 658,365.00          |
| Add: Additions                  | 5.00               | 550.00              | 555.00              |
| Less: Deletions                 | (5.00)             | (592.50)            | (597.50)            |
| <b>ADJUSTED FACE BALANCE</b>    | <b>9,865.00</b>    | <b>642,922.15</b>   | <b>652,787.15</b>   |
| Less: Total Collections         | (8,385.00)         | (545,639.04)        | (554,024.04)        |
| Less: Turned Over to Delinquent | -                  | -                   | -                   |
| <b>FACE BALANCE 12/31/2022</b>  | <b>\$ 1,480.00</b> | <b>\$ 97,283.11</b> | <b>\$ 98,763.11</b> |

Very truly yours,  
 JORDAN TAX SERVICE, INC.

*William R. Linnert, Jr.*  
 WILLIAM R. LINNERT, JR.

11:06 AM  
01/17/23  
Cash Basis

Crafton Borough  
Trash Collection Report  
January through December 2022


|  | <u>Jan - Dec 22</u>      | <u>Budget</u>            | <u>\$ Over Bu...</u>     | <u>% of Budget</u>  |
|--|--------------------------|--------------------------|--------------------------|---------------------|
| <b>Income</b>                              |                          |                          |                          |                     |
| <b>3370 · Sanitation Fees</b>              |                          |                          |                          |                     |
| <b>3371 · Garbage Collection - Current</b> | 544,197.88               | 585,000.00               | -40,802.12               | 93.0%               |
| <b>3375 · Jordan - Refuse Bill Fee</b>     | 8,665.00                 | 8,500.00                 | 165.00                   | 101.9%              |
| <b>3385 · Garbage Collection - P&amp;I</b> | 5,585.07                 | 3,000.00                 | 2,585.07                 | 186.2%              |
| <b>Total 3370 · Sanitation Fees</b>        | <u>558,447.95</u>        | <u>596,500.00</u>        | <u>-38,052.05</u>        | <u>93.6%</u>        |
| <b>Total Income</b>                        | <u>558,447.95</u>        | <u>596,500.00</u>        | <u>-38,052.05</u>        | <u>93.6%</u>        |
| <b>Gross Profit</b>                        | <u>558,447.95</u>        | <u>596,500.00</u>        | <u>-38,052.05</u>        | <u>93.6%</u>        |
| <b>Expense</b>                             | <u>0.00</u>              |                          |                          |                     |
| <b>Net Income</b>                          | <u><u>558,447.95</u></u> | <u><u>596,500.00</u></u> | <u><u>-38,052.05</u></u> | <u><u>93.6%</u></u> |

11:05 AM  
01/17/23  
Cash Basis

# Crafton Borough Trash Collection Report December 2022

|                                     | <u>Dec 22</u>           | <u>Budget</u>      | <u>\$ Over B...</u>     | <u>% of Bu...</u>    |
|-------------------------------------|-------------------------|--------------------|-------------------------|----------------------|
| <b>Income</b>                       |                         |                    |                         |                      |
| <b>3370 · Sanitation Fees</b>       |                         |                    |                         |                      |
| 3371 · Garbage Collection - Current | 25,349.58               | 0.00               | 25,349.58               | 100.0%               |
| 3375 · Jordan - Refuse Bill Fee     | 270.00                  | 0.00               | 270.00                  | 100.0%               |
| 3385 · Garbage Collection - P&I     | 2,033.54                | 0.00               | 2,033.54                | 100.0%               |
| <b>Total 3370 · Sanitation Fees</b> | <u>27,653.12</u>        | <u>0.00</u>        | <u>27,653.12</u>        | <u>100.0%</u>        |
| <b>Total Income</b>                 | <u>27,653.12</u>        | <u>0.00</u>        | <u>27,653.12</u>        | <u>100.0%</u>        |
| <b>Gross Profit</b>                 | 27,653.12               | 0.00               | 27,653.12               | 100.0%               |
| <b>Expense</b>                      | 0.00                    |                    |                         |                      |
| <b>Net Income</b>                   | <u><u>27,653.12</u></u> | <u><u>0.00</u></u> | <u><u>27,653.12</u></u> | <u><u>100.0%</u></u> |





# Jordan Tax Service, Inc.

102 Rahway Road • McMurray, PA 15317-3349  
 (412) 835-5243 • Fax (412) 835-5244  
 (724) 731-2300 • Fax (724) 731-2398  
 www.jordantax.com

Tax & Record  
 Services  
 Municipal  
 Business  
 Individual

January 12, 2023

Borough of Crafton  
 Douglas Sample, Manager  
 Municipal Building  
 100 Stotz Avenue  
 Pittsburgh, PA 15205

Re: Real Estate Taxes  
 Collection Summary Report  
 December, 2022

Detailed below are the 2022 Real Estate Tax Collections deposited to the Borough account for the Month of December, 2022:

|                   | CURRENT PERIOD     |                    |                    | YEAR TO DATE           |
|-------------------|--------------------|--------------------|--------------------|------------------------|
|                   | REAL ESTATE        | ROAD               | TOTAL              |                        |
| FACE TAX          | \$ 3,989.42        | \$ 1,788.24        | \$ 5,777.66        | \$ 2,288,238.16        |
| Less: Discount    | 13.58              | 5.34               | 18.92              | (40,947.34)            |
| Plus: Penalty     | 472.67             | 194.33             | 667.00             | 4,663.90               |
| Total Collections | <u>\$ 4,475.67</u> | <u>\$ 1,987.91</u> | <u>\$ 6,463.58</u> | <u>\$ 2,251,954.72</u> |

Amounts Deposited:

| Date            | Batch #     | Amount             |
|-----------------|-------------|--------------------|
| 12/30/22        | 67-70/47-48 | \$ 7,587.55        |
| Total Deposits  |             | 7,587.55           |
| Less: Refunds   | 1002        | (1,123.97)         |
| Net Collections |             | <u>\$ 6,463.58</u> |

|                                 | 2021               | 2021               | 2022                | 2022                | TOTAL                |
|---------------------------------|--------------------|--------------------|---------------------|---------------------|----------------------|
|                                 | REAL ESTATE        | ROAD               | REAL ESTATE         | ROAD                |                      |
| FACE BALANCE 3/1/2022           | \$ 16,267.84       | \$ 6,380.58        | \$ -                | \$ -                | \$ 22,648.42         |
| Add: Billing 3/1/2022           | -                  | -                  | 1,703,903.98        | 668,305.38          | 2,372,209.36         |
| Add: Additions                  | -                  | -                  | 1,058.92            | 415.34              | 1,474.26             |
| Less: Exonerations              | -                  | -                  | (1,980.57)          | (776.81)            | (2,757.38)           |
| ADJUSTED FACE BALANCE           | 16,267.84          | 6,380.58           | 1,702,982.33        | 667,943.91          | 2,393,574.66         |
| Less: Total Collections         | (10,152.15)        | (3,981.86)         | (1,632,386.92)      | (641,717.23)        | (2,288,238.16)       |
| Less: Turned Over to Delinquent | -                  | -                  | -                   | -                   | -                    |
| FACE BALANCE 12/31/2022         | <u>\$ 6,115.69</u> | <u>\$ 2,398.72</u> | <u>\$ 70,595.41</u> | <u>\$ 26,226.68</u> | <u>\$ 105,336.50</u> |

0\* \*  
 841.72 +  
 89.03 +  
 002.....  
 930.75 \*+  
 7,394.33 +  
 930.75 -  
 000.....  
 6,463.58 \*+

Very truly yours,  
 JORDAN TAX SERVICE, INC.

*William R. Linnert, Jr.*  
 WILLIAM R. LINNERT, JR.

## Crafton Borough Real Estate & Road Tax Collection Report January through December 2022

|                                       | <u>Jan - Dec 22</u>        | <u>Budget</u>              | <u>\$ Over Bud...</u>    | <u>% of Budget</u>  |
|---------------------------------------|----------------------------|----------------------------|--------------------------|---------------------|
| <b>Income</b>                         |                            |                            |                          |                     |
| <b>3000 · Real Estate Taxes</b>       |                            |                            |                          |                     |
| 3001 · Real Estate - Current          | 1,603,119.69               | 1,700,000.00               | -96,880.31               | 94.3%               |
| 3005 · Real Estate - Prior year       | 27,643.84                  | 8,500.00                   | 19,143.84                | 325.2%              |
| 3015 · Real Estate - Penalty & Int.   | 4,180.84                   | 2,000.00                   | 2,180.84                 | 209.0%              |
| <b>Total 3000 · Real Estate Taxes</b> | <u>1,634,944.37</u>        | <u>1,710,500.00</u>        | <u>-75,555.63</u>        | <u>95.6%</u>        |
| <b>3030 · Road Taxes</b>              |                            |                            |                          |                     |
| 3031 · Road Tax - Current             | 630,014.34                 | 615,000.00                 | 15,014.34                | 102.4%              |
| 3035 · Road Tax - Prior               | 26,616.36                  | 20,000.00                  | 6,616.36                 | 133.1%              |
| 3040 · Road Tax - Penalty & Int.      | 3,972.88                   | 5,000.00                   | -1,027.12                | 79.5%               |
| <b>Total 3030 · Road Taxes</b>        | <u>660,603.58</u>          | <u>640,000.00</u>          | <u>20,603.58</u>         | <u>103.2%</u>       |
| <b>Total Income</b>                   | <u>2,295,547.95</u>        | <u>2,350,500.00</u>        | <u>-54,952.05</u>        | <u>97.7%</u>        |
| <b>Gross Profit</b>                   | 2,295,547.95               | 2,350,500.00               | -54,952.05               | 97.7%               |
| <b>Expense</b>                        | 0.00                       |                            |                          |                     |
| <b>Net Income</b>                     | <u><u>2,295,547.95</u></u> | <u><u>2,350,500.00</u></u> | <u><u>-54,952.05</u></u> | <u><u>97.7%</u></u> |

**Crafton Borough**  
**Real Estate & Road Tax Collection Report**  
**December 2022**

|                                       | <u>Dec 22</u>          | <u>Budget</u>      | <u>\$ Over B..</u>     | <u>% of Bu...</u>    |
|---------------------------------------|------------------------|--------------------|------------------------|----------------------|
| <b>Income</b>                         |                        |                    |                        |                      |
| <b>3000 · Real Estate Taxes</b>       |                        |                    |                        |                      |
| 3001 · Real Estate - Current          | 469.26                 | 0.00               | 469.26                 | 100.0%               |
| 3005 · Real Estate - Prior year       | 3,677.94               | 0.00               | 3,677.94               | 100.0%               |
| 3015 · Real Estate - Penalty & Int.   | 495.45                 | 0.00               | 495.45                 | 100.0%               |
| <b>Total 3000 · Real Estate Taxes</b> | <u>4,642.65</u>        | <u>0.00</u>        | <u>4,642.65</u>        | <u>100.0%</u>        |
| <b>3030 · Road Taxes</b>              |                        |                    |                        |                      |
| 3031 · Road Tax - Current             | 184.04                 | 0.00               | 184.04                 | 100.0%               |
| 3035 · Road Tax - Prior               | 2,284.28               | 0.00               | 2,284.28               | 100.0%               |
| 3040 · Road Tax - Penalty & Int.      | 283.36                 | 0.00               | 283.36                 | 100.0%               |
| <b>Total 3030 · Road Taxes</b>        | <u>2,751.68</u>        | <u>0.00</u>        | <u>2,751.68</u>        | <u>100.0%</u>        |
| <b>Total Income</b>                   | <u>7,394.33</u>        | <u>0.00</u>        | <u>7,394.33</u>        | <u>100.0%</u>        |
| <b>Gross Profit</b>                   | 7,394.33               | 0.00               | 7,394.33               | 100.0%               |
| <b>Expense</b>                        | 0.00                   |                    |                        |                      |
| <b>Net Income</b>                     | <u><u>7,394.33</u></u> | <u><u>0.00</u></u> | <u><u>7,394.33</u></u> | <u><u>100.0%</u></u> |

# Tax Collector's Monthly Report to Taxing Districts

For the Month of DECEMBER, 2022  
BOROUGH OF CRAFTON Taxing District

|  |   | Real Estate    | Road       | Prior Years Real Estate | Prior Years Road |
|--|---|----------------|------------|-------------------------|------------------|
| <b>A. Collections</b>                      |   |                |            |                         |                  |
| 1.   | Balance Collectable-Beginning of Month                          | 71,416.69      | 26,772.30  | 9,793.63                | 3,841.28         |
| 2A.  | Additions: During the Month(*)                                  | 311.12         | 122.03     |                         |                  |
| 2B.  | Deductions: Credits During the Month - (from line 17)           |                |            |                         |                  |
| 3.   | Total Collectable   | 71,727.81      | 26,894.33  | 9,793.63                | 3,841.28         |
| 4.   | Less: Face Collections for the Month                            | 311.48         | 345.68     | 3,677.94                | 1,442.56         |
| 5.   | Less: Deletions from the Lis (Gentrifications)                  |                |            |                         |                  |
| 6.   | Less: Exonerations (*)  | 820.92         | 321.97     |                         |                  |
| 7.   | Less: Liens/Non-Lienable Installments(*)                        |                |            |                         |                  |
| 8.   | Balance Collectable - End of Month                              | 70,595.41      | 26,226.68  | 6,115.69                | 2,398.72         |
| <b>B. Reconciliation of Cash Collected</b> |   |                |            |                         |                  |
| 9.   | Face Amount of Collections - (must agree with line 4)           | 311.48         | 345.68     | 3,677.94                | 1,442.56         |
| 10.  | Plus: Penalties   | 104.88         | 50.07      | 367.79                  | 144.26           |
| 11.  | Less: Discounts   | (13.56)        | (5.34)     | 0.00                    | 0.00             |
| 12.  | Total Cash Collector per Column                                 | 429.94         | 401.09     | 4,045.73                | 1,586.82         |
| 13.  | Total Cash Collected  |                |            |                         | 6,463.58         |
| <b>C. Payment of Taxes</b>                 |   |                |            |                         |                  |
| 14.  | Amount Remitted During the Month (*)                            |                |            |                         |                  |
|  | Date  | Transaction #  | Amount     | TOTAL ALL TAXES         |                  |
|  | 12/30/2022  | 67-70/47-48    | 7,587.55   |                         |                  |
|  |   | 1002 - Refunds | (1,123.97) |                         |                  |
|  |   |                |            |                         |                  |
|  |   |                |            |                         |                  |
|  |   |                |            |                         |                  |
|  |   |                |            |                         |                  |
|  |   |                |            |                         |                  |
|  |   |                |            |                         |                  |
|  |   |                |            |                         |                  |
| 15.  | Amount paid with this Report Applicable to this Reporting Month | Trx. #         | Total      | \$                      | 6,463.58         |
| 16.  | Total Remitted This Month                                       |                |            | \$                      | 6,463.58         |
| 17.  | List, Other Credit Adjustments (*)                              |                |            | \$                      | 6,463.58         |
|  | Parcel #  | Name           | Amount     |                         |                  |
|  |   |                |            |                         |                  |
|  |   |                |            |                         |                  |
| 18.  | Interest Earnings (if applicable)                               | Total          | 0.00       |                         |                  |
|  | Taxing District Use (Optional)                                  |                |            |                         |                  |
|  | Carryover from Previous Month                                   | \$             |            |                         |                  |
|  | Amount Collected This Month                                     | \$             |            |                         |                  |
|  | Less Amount Paid This Month                                     | \$             |            |                         |                  |
|  | Ending Balance  | \$             |            |                         |                  |

\* Prior Yr. Collections Agent Acting on behalf of the Tax Collector  
 I verify this is a complete and accurate reporting of the balance collectable, taxes collected and remitted for the month.  
 Received by (taxing district): William J. Turner Title: Borough Secretary Date: 1/17/23  
 I acknowledge the receipt of this report.

**JORDAN TAX SERVICE, INC.**  
**102 RAHWAY ROAD**  
**MCMURRAY, PA 15317-3349**  
**(724) 731-2300**

January 16, 2023

Borough of Crafton  
 Douglas Sample, Manager  
 Municipal Building  
 100 Stotz Avenue  
 Pittsburgh, PA 15205

We are forwarding herewith counterfoils for delinquent taxes and municipal claims collected and satisfied since date of our last report. We are also forwarding deposit slips as summarized below and the Prothonotary's receipts for satisfaction costs advanced by our office.

**DELINQUENT TAXES:**

Receipts: #14394-14405

|                           | Face Tax | Penalty | Interest | Costs  | TOTAL    |
|---------------------------|----------|---------|----------|--------|----------|
| Prior                     | 1,098.41 | 144.59  | 203.94   | 134.28 | 1,581.22 |
| 2021                      | 1,075.65 | 63.91   | 43.36    | 66.00  | 1,248.92 |
| Record/Sheriff Sale Costs |          |         |          |        | 35.00    |
| Commission Collected      |          |         |          |        | 141.51   |

**MUNICIPAL CLAIMS:** "Trash"

Receipts: #2801

|                      | Face Tax | Penalty | Interest | Costs | TOTAL |
|----------------------|----------|---------|----------|-------|-------|
|                      | 34.57    | 13.03   | -        | -     | 47.60 |
| Commission Collected |          |         |          |       | 2.39  |

**MUNICIPAL CLAIMS:** "Trash"

Receipts: #4727-4728, 4735, 4737-4738, 4741-4742

|                      | Face Tax | Penalty | Interest | Costs  | TOTAL    |
|----------------------|----------|---------|----------|--------|----------|
|                      | 1,501.67 | 46.00   | 61.33    | 153.00 | 1,762.00 |
| Commission Collected |          |         |          |        | 94.05    |

**MUNICIPAL CLAIMS:** "Sewage"

Receipts: #4725-4726, 4729-4734, 4736, 4739, 4743

|                      | Face Tax | Penalty | Interest | Costs  | TOTAL    |
|----------------------|----------|---------|----------|--------|----------|
|                      | 2,411.49 | 66.29   | 198.38   | 749.00 | 3,425.16 |
| Commission Collected |          |         |          |        | 174.65   |

**MUNICIPAL CLAIMS:** "Demolition"

Receipts: #4740

|                      | Face Tax | Penalty | Interest | Costs | TOTAL    |
|----------------------|----------|---------|----------|-------|----------|
|                      | 1,476.19 | -       | -        | -     | 1,476.19 |
| Commission Collected |          |         |          |       | 73.81    |

| <b><u>Total Collections, Taxes and Claims:</u></b> |    |          |           |    |           |  |
|--|----|----------|-----------|----|-----------|--|
| Real Estate  | \$ | 3,006.65 | Ck. #1559 | \$ | 10,062.50 |  |
| Trash  | \$ | 1,906.04 | Ck. #1560 |    |           |  |
| Sewage   | \$ | 3,599.81 | Ck. #1561 |    |           |  |
| Demolition   | \$ | 1,550.00 | Ck. #1562 |    |           |  |


**Deposits Per Enclosed Receipts**

| DATE     | AMOUNT | DATE     | AMOUNT   | DATE     | AMOUNT |
|----------|--------|----------|----------|----------|--------|
| 12/05/22 | 4.44   | 12/16/22 | 2,066.88 | 12/27/22 | 85.16  |
| 12/09/22 | 200.00 | 12/16/22 | 4,563.47 | 12/27/22 | 338.00 |
| 12/13/22 | 208.00 | 12/23/22 | 500.00   | 12/29/22 | 154.61 |
| 12/16/22 | 49.99  | 12/23/22 | 1,723.95 | 12/29/22 | 168.00 |

**Total Deposits** **\$ 10,062.50**

\*Partial Payments Not Yet Applied \$2,888.02

JORDAN TAX SERVICE, INC.

  
 William R. Linnert, Jr.



# Jordan Tax Service, Inc.

102 Rahway Road • McMurray, PA 15317-3349

(412) 835-5243 • Fax (412) 835-5244

(724) 731-2300 • Fax (724) 731-2398

www.jordantax.com

Tax & Record  
Services

Municipal

Business

Individual

December 8, 2022

Borough of Crafton  
Douglas Sample, Manager  
Municipal Building  
100 Stotz Avenue  
Pittsburgh, PA 15205

Re: Local Services Tax Collections  
Collection Summary Report  
November, 2022

Detailed below are the Local Services Tax Collections remitted to the Borough for the Collection Period of November 1, 2022 through November 30, 2022:

| <u>PERIOD</u>     | <u>TAX</u>          | <u>PEN &amp; INT</u> | <u>TOTAL<br/>COLLECTIONS</u> | <u>YEAR TO DATE</u> |
|-------------------|---------------------|----------------------|------------------------------|---------------------|
| 2020 and Prior    | \$ -                | \$ -                 | \$ -                         | \$ -                |
| 2021              | -                   | -                    | -                            | 13,082.66           |
| 2022              | 13,308.17           | -                    | 13,308.17                    | 40,029.39           |
| Total Collections | 13,308.17           | -                    | 13,308.17                    | 53,112.05           |
| Refunds Issued    | -                   | -                    | -                            | -                   |
|                   | <u>\$ 13,308.17</u> | <u>\$ -</u>          |                              |                     |
| Net Collections   |                     |                      | <u>\$ 13,308.17</u>          | <u>\$ 53,112.05</u> |

Amounts Remitted:

| <u>Date</u> | <u>Batch #</u> | <u>Amount</u> |
|-------------|----------------|---------------|
| 11/30/22    | 26-33          | \$ 13,308.17  |
|             |                | -             |

Total Deposited \$ 13,308.17

We have enclosed our invoice for services.

Very truly yours,  
JORDAN TAX SERVICE, INC.

WILLIAM R. LINNERT, JR.

2:31 PM

12/19/22

Cash Basis

**Crafton Borough**  
**Local Service Tax Collection Report**  
January through November 2022

|                                    | <u>Jan - Nov 22</u>     | <u>Budget</u>           | <u>\$ Over Budget</u>  | <u>% of Budget</u>   |
|------------------------------------|-------------------------|-------------------------|------------------------|----------------------|
| <b>Income</b>                      |                         |                         |                        |                      |
| <b>3050 · Act 511 Taxes</b>        |                         |                         |                        |                      |
| 3083 · Local Service Tax - Current | 53,110.49               | 45,000.00               | 8,110.49               | 118.0%               |
| 3086 · Local Svc Tax P&I           | 1.56                    | 100.00                  | -98.44                 | 1.6%                 |
| <b>Total 3050 · Act 511 Taxes</b>  | <u>53,112.05</u>        | <u>45,100.00</u>        | <u>8,012.05</u>        | <u>117.8%</u>        |
| <b>Total Income</b>                | <u>53,112.05</u>        | <u>45,100.00</u>        | <u>8,012.05</u>        | <u>117.8%</u>        |
| <b>Gross Profit</b>                | 53,112.05               | 45,100.00               | 8,012.05               | 117.8%               |
| <b>Expense</b>                     | <u>0.00</u>             |                         |                        |                      |
| <b>Net Income</b>                  | <u><u>53,112.05</u></u> | <u><u>45,100.00</u></u> | <u><u>8,012.05</u></u> | <u><u>117.8%</u></u> |





**ALLEGHENY SOUTHWEST TAX COLLECTION DISTRICT**

**Local Earned Income Tax Collection Distribution**

**PSDCode: 730402 - CRAFTON BORO**

**Distribution: 2022-11-30**

Borough of Crafton

100 Stotz Avenue

Pittsburgh, PA 15205

| CURRENT YEAR TO DATE DISTRIBUTIONS |                     |                         |                 |                 |                   |             |                     |                         |                 |                    |                   |            |                     |
|------------------------------------|---------------------|-------------------------|-----------------|-----------------|-------------------|-------------|---------------------|-------------------------|-----------------|--------------------|-------------------|------------|---------------------|
|                                    | Resident Tax Amount | Non-Resident Tax Amount | Pen/Int Amount  | Costs & Credits | Total Collections | Dist Year   | Resident Tax Amount | Non-Resident Tax Amount | Pen/Int Amount  | TCD Commission     | Charges & Credits |            | Total Distribution  |
| DELQ-12 Collections                | 110.50              | 0.00                    | 48.00           | 0.00            | 158.50            | 2022        | 110.50              | 0.00                    | 48.00           | 0.00               | 0.00              | YTD        | \$158.50            |
| DELQ-13 Collections                | 130.50              | 0.00                    | 53.00           | 0.00            | 183.50            | 2022        | 130.50              | 0.00                    | 53.00           | 0.00               | 0.00              | YTD        | \$183.50            |
| DELQ-14 Collections                | 67.00               | 0.00                    | 25.50           | 0.00            | 92.50             | 2022        | 67.00               | 0.00                    | 25.50           | 0.00               | 0.00              | YTD        | \$92.50             |
| DELQ-15 Collections                | 165.46              | 0.00                    | 40.00           | 0.00            | 205.46            | 2022        | 165.46              | 0.00                    | 40.00           | 0.00               | 0.00              | YTD        | \$205.46            |
| DELQ-16 Collections                | 158.91              | 0.00                    | 21.00           | 0.00            | 179.91            | 2022        | 158.91              | 0.00                    | 21.00           | 0.00               | 0.00              | YTD        | \$179.91            |
| DELQ-17 Collections                | 434.00              | 0.00                    | 161.00          | 0.00            | 595.00            | 2022        | 434.00              | 0.00                    | 161.00          | 0.00               | 0.00              | YTD        | \$595.00            |
| DELQ-18 Collections                | 520.67              | 0.00                    | 125.50          | 0.00            | 646.17            | 2022        | 520.67              | 0.00                    | 125.50          | 0.00               | 0.00              | YTD        | \$646.17            |
| DELQ-19 Collections                | 2,048.92            | 0.00                    | 407.00          | 0.00            | 2,455.92          | 2022        | 2,048.92            | 0.00                    | 407.00          | 0.00               | 0.00              | YTD        | \$2,455.92          |
| DELQ-20 Collections                | 1,617.69            | 0.00                    | 243.69          | 0.00            | 1,861.38          | 2022        | 1,617.69            | 0.00                    | 243.69          | 0.00               | 0.00              | YTD        | \$1,861.38          |
| DELQ-21 Collections                | 715.68              | 0.00                    | 6.75            | 0.00            | 722.33            | 2022        | 715.68              | 0.00                    | 6.75            | 0.00               | 0.00              | YTD        | \$722.33            |
| DELQ-22 Collections                | 0.00                | 0.00                    | 1.22            | 0.00            | 1.22              | 2022        | 0.00                | 0.00                    | 1.22            | 0.00               | 0.00              | YTD        | \$1.22              |
| 2013 Collections                   | 98.81               | 0.00                    | 23.50           | 0.00            | 120.31            | 2022        | 98.81               | 0.00                    | 23.50           | (2.18)             | 0.00              | YTD        | \$118.13            |
| 2014 Collections                   | 60.08               | 0.00                    | 0.00            | 0.00            | 60.08             | 2022        | 60.08               | 0.00                    | 0.00            | (1.08)             | 0.00              | YTD        | \$59.00             |
| 2015 Collections                   | (248.82)            | 0.00                    | 0.00            | 0.00            | (248.82)          | 2022        | (248.82)            | 0.00                    | 0.00            | 4.47               | 0.00              | YTD        | (\$244.35)          |
| 2016 Collections                   | (367.00)            | 0.00                    | 0.06            | 0.00            | (366.94)          | 2022        | (367.00)            | 0.00                    | 0.06            | 6.61               | 0.00              | YTD        | (\$360.33)          |
| 2017 Collections                   | (520.21)            | 0.00                    | 0.00            | 0.00            | (520.21)          | 2022        | (520.21)            | 0.00                    | 0.00            | 9.36               | 0.00              | YTD        | (\$510.85)          |
| 2017 Refunds                       | (510.50)            | 0.00                    | 0.00            | 0.00            | (510.50)          | 2022        | (510.50)            | 0.00                    | 0.00            | 0.00               | 0.00              | YTD        | (\$510.50)          |
| 2018 Collections                   | 78.57               | 0.00                    | 81.98           | 0.00            | 160.55            | 2022        | 78.57               | 0.00                    | 81.98           | (2.60)             | 0.00              | YTD        | \$157.95            |
| 2018 Refunds                       | (449.50)            | 0.00                    | 0.00            | 0.00            | (449.50)          | 2022        | (449.50)            | 0.00                    | 0.00            | 0.00               | 0.00              | YTD        | (\$449.50)          |
| 2019 Collections                   | 1,964.81            | 0.00                    | 161.50          | 0.00            | 2,126.31          | 2022        | 1,964.81            | 0.00                    | 161.50          | (38.28)            | 0.00              | YTD        | \$2,088.03          |
| 2019 Refunds                       | (136.00)            | 0.00                    | 0.00            | 0.00            | (136.00)          | 2022        | (136.00)            | 0.00                    | 0.00            | 0.00               | 0.00              | YTD        | (\$136.00)          |
| 2020 Collections                   | 5,088.78            | 0.00                    | 121.00          | 0.00            | 5,209.78          | 2022        | 5,088.78            | 0.00                    | 121.00          | (90.63)            | 0.00              | YTD        | \$5,119.15          |
| 2020 Refunds                       | (1,344.00)          | 0.00                    | 0.00            | 0.00            | (1,344.00)        | 2022        | (1,344.00)          | 0.00                    | 0.00            | 0.00               | 0.00              | YTD        | (\$1,344.00)        |
| 2021 Collections                   | 279,940.48          | 1,044.24                | 50.36           | 0.00            | 281,035.08        | 2022        | 279,940.48          | 1,044.24                | 50.36           | (4,966.93)         | 0.00              | YTD        | \$276,068.15        |
| 2021 Refunds                       | (29,344.00)         | 0.00                    | 0.00            | 0.00            | (29,344.00)       | 2022        | (29,344.00)         | 0.00                    | 0.00            | 0.00               | 0.00              | YTD        | (\$29,344.00)       |
| 2022 Collections                   | 648,611.33          | 2,868.85                | 3.00            | 0.00            | 651,483.18        | 2022        | 648,611.33          | 2,868.85                | 3.00            | (11,688.09)        | 0.00              | YTD        | \$639,795.09        |
| <b>Current Year To Date</b>        | <b>908,890.06</b>   | <b>3,913.09</b>         | <b>1,574.06</b> | <b>0.00</b>     | <b>914,377.21</b> | <b>2022</b> | <b>908,890.06</b>   | <b>3,913.09</b>         | <b>1,574.06</b> | <b>(16,769.35)</b> | <b>0.00</b>       | <b>YTD</b> | <b>\$897,607.86</b> |



2:56 PM

12/19/22

Cash Basis

**Crafton Borough**  
**Year to Date Earned Income Tax**  
**January through November 2022**

---

|  | <u>Jan - Nov 22</u>      | <u>Budget</u>            | <u>\$ Over Bud...</u>   | <u>% of Budget</u>   |
|--|--------------------------|--------------------------|-------------------------|----------------------|
| <b>Income</b>                              |                          |                          |                         |                      |
| <b>3050 · Act 511 Taxes</b>                |                          |                          |                         |                      |
| <b>3053 · EIT - Current</b>                | 651,691.68               | 610,000.00               | 41,691.68               | 106.8%               |
| <b>3056 · EIT - Prior</b>                  | 261,156.95               | 285,000.00               | -23,843.05              | 91.6%                |
| <b>3062 · EIT - Penalty &amp; Interest</b> | 1,528.58                 | 500.00                   | 1,028.58                | 305.7%               |
| <b>Total 3050 · Act 511 Taxes</b>          | <u>914,377.21</u>        | <u>895,500.00</u>        | <u>18,877.21</u>        | <u>102.1%</u>        |
| <b>Total Income</b>                        | <u>914,377.21</u>        | <u>895,500.00</u>        | <u>18,877.21</u>        | <u>102.1%</u>        |
| <b>Gross Profit</b>                        | <u>914,377.21</u>        | <u>895,500.00</u>        | <u>18,877.21</u>        | <u>102.1%</u>        |
| <b>Expense</b>                             | <u>0.00</u>              |                          |                         |                      |
| <b>Net Income</b>                          | <u><u>914,377.21</u></u> | <u><u>895,500.00</u></u> | <u><u>18,877.21</u></u> | <u><u>102.1%</u></u> |



# Jordan Tax Service, Inc.

102 Rahway Road • McMurray, PA 15317-3349

(412) 835-5243 • Fax (412) 835-5244

(724) 731-2300 • Fax (724) 731-2398

www.jordantax.com

Tax & Record  
Services

Municipal

Business

Individual

December 8, 2022

Borough of Crafton  
Douglas Sample, Manager  
Municipal Building  
100 Stotz Avenue  
Pittsburgh, PA 15205

RE: Business Privilege Tax  
Collection Summary Report  
November, 2022

Detailed below are the Business Privilege Tax Collections remitted to the Borough for the Collection Period of November 1, 2022 through November 30, 2022:

| <u>PERIOD</u>     | <u>TAX</u>         | <u>LICENSE</u>  | <u>PEN &amp; INT</u> | <u>TOTAL<br/>COLLECTIONS</u> | <u>YEAR TO DATE</u> |
|-------------------|--------------------|-----------------|----------------------|------------------------------|---------------------|
| 2020 and Prior    | \$ -               | \$ -            | \$ -                 | \$ -                         | \$ 193.18           |
| 2021              | -                  | -               | -                    | -                            | 334.82              |
| 2022              | 1,087.73           | 80.00           | 111.23               | 1,278.96                     | 59,671.23           |
| Total Collections | 1,087.73           | 80.00           | 111.23               | 1,278.96                     | 60,199.23           |
| Refunds Issued    | -                  | -               | -                    | -                            | -                   |
|                   | <u>\$ 1,087.73</u> | <u>\$ 80.00</u> | <u>\$ 111.23</u>     |                              |                     |
| Net Collections   |                    |                 |                      | <u>\$ 1,278.96</u>           | <u>\$ 60,199.23</u> |

Amounts Remitted:

| <u>Date</u>     | <u>Batch #</u> | <u>Amount</u>      |
|-----------------|----------------|--------------------|
| 11/30/22        | 26-28          | \$ 1,278.96        |
| Total Deposited |                | <u>\$ 1,278.96</u> |

We have enclosed our invoice for services.

Very truly yours,  
JORDAN TAX SERVICE, INC.

WILLIAM R. LINNERT, JR.


2:30 PM

12/19/22

Cash Basis

**Crafton Borough**  
**Business Priviledge Collection Report**  
**January through November 2022**

|   | <u>Jan - Nov 22</u> | <u>Budget</u>    | <u>\$ Over Budget</u> | <u>% of B...</u> |
|---|---------------------|------------------|-----------------------|------------------|
| <b>Income</b>                                       |                     |                  |                       |                  |
| <b>3050 · Act 511 Taxes</b>                         |                     |                  |                       |                  |
| 3077 · Business Priviledge - Current                | 57,841.19           | 60,000.00        | -2,158.81             | 96.4%            |
| 3080 · Business Priviledge P&I                      | 468.04              | 100.00           | 368.04                | 468.0%           |
| <b>Total 3050 · Act 511 Taxes</b>                   | 58,309.23           | 60,100.00        | -1,790.77             | 97.0%            |
| <b>3100 · Business Licenses &amp; Permits</b>       |                     |                  |                       |                  |
| 3115 · Business Licenses                            | 1,890.00            | 2,000.00         | -110.00               | 94.5%            |
| <b>Total 3100 · Business Licenses &amp; Permits</b> | 1,890.00            | 2,000.00         | -110.00               | 94.5%            |
| <b>Total Income</b>                                 | 60,199.23           | 62,100.00        | -1,900.77             | 96.9%            |
| <b>Gross Profit</b>                                 | 60,199.23           | 62,100.00        | -1,900.77             | 96.9%            |
| <b>Expense</b>                                      | 0.00                |                  |                       |                  |
| <b>Net Income</b>                                   | <u>60,199.23</u>    | <u>62,100.00</u> | <u>-1,900.77</u>      | <u>96.9%</u>     |



# Jordan Tax Service, Inc.

102 Rahway Road • McMurray, PA 15317-3349

(412) 835-5243 • Fax (412) 835-5244

(724) 731-2300 • Fax (724) 731-2398

www.jordantax.com

Tax & Record  
Services

Municipal

Business

Individual

December 8, 2022

Borough of Crafton  
Douglas Sample, Manager  
Municipal Building  
100 Stotz Avenue  
Pittsburgh, PA 15205

RE: Mercantile Tax  
Collection Summary Report  
November, 2022

Detailed below are the Mercantile Tax Collections remitted to the Borough for the Collection Period of November 1, 2022 through November 30, 2022:

| <u>PERIOD</u>     | <u>TAX</u>          | <u>PEN &amp; INT</u> | <u>TOTAL<br/>COLLECTIONS</u> | <u>YEAR TO DATE</u>  |
|-------------------|---------------------|----------------------|------------------------------|----------------------|
| 2020 and Prior    | \$ -                | \$ -                 | \$ -                         | \$ 1,084.02          |
| 2021              | -                   | -                    | -                            | 29,851.91            |
| 2022              | 25,770.34           | -                    | 25,770.34                    | 82,768.83            |
|                   | <u>\$ 25,770.34</u> | <u>\$ -</u>          |                              |                      |
| Total Collections |                     |                      | <u>\$ 25,770.34</u>          | <u>\$ 113,704.76</u> |

Amounts Deposited:

| <u>Date</u> | <u>Batch #</u> | <u>Amount</u> |
|-------------|----------------|---------------|
| 11/30/22    | 18-20          | \$ 25,770.34  |
|             |                | -             |

Total Deposited \$ 25,770.34

We have enclosed our invoice for services.

Very truly yours,  
JORDAN TAX SERVICE, INC.

WILLIAM R. LINNERT, JR.

2:25 PM  
12/19/22  
Cash Basis

**Crafton Borough**  
**Mercantile Tax Collection Report**  
January through November 2022

|   | <u>Jan - Nov 22</u>      | <u>Budget</u>           | <u>\$ Over ...</u>      | <u>% of Bu...</u>    |
|---|--------------------------|-------------------------|-------------------------|----------------------|
| <b>Income</b>                                 |                          |                         |                         |                      |
| <b>3050 · Act 511 Taxes</b>                   |                          |                         |                         |                      |
| <b>3068 · Mercantile - Current</b>            | 113,089.54               | 90,000.00               | 23,089.54               | 125.7%               |
| <b>3074 · Mercantile - Penalty &amp; Int.</b> | <u>615.22</u>            | <u>100.00</u>           | <u>515.22</u>           | <u>615.2%</u>        |
| <b>Total 3050 · Act 511 Taxes</b>             | <u>113,704.76</u>        | <u>90,100.00</u>        | <u>23,604.76</u>        | <u>126.2%</u>        |
| <b>Total Income</b>                           | <u>113,704.76</u>        | <u>90,100.00</u>        | <u>23,604.76</u>        | <u>126.2%</u>        |
| <b>Gross Profit</b>                           | 113,704.76               | 90,100.00               | 23,604.76               | 126.2%               |
| <b>Expense</b>                                | <u>0.00</u>              |                         |                         |                      |
| <b>Net Income</b>                             | <u><u>113,704.76</u></u> | <u><u>90,100.00</u></u> | <u><u>23,604.76</u></u> | <u><u>126.2%</u></u> |



# Jordan Tax Service, Inc.

102 Rahway Road • McMurray, PA 15317-3349

(412) 835-5243 • Fax (412) 835-5244

(724) 731-2300 • Fax (724) 731-2398

www.jordantax.com

Tax & Record  
Services

Municipal

Business

Individual

December 8, 2022

Borough of Crafton  
Douglas Sample, Manager  
Municipal Building  
100 Stotz Avenue  
Pittsburgh, PA 15205

RE: Trash Removal  
Collection Summary Report  
November, 2022

Detailed below are the 2022 Trash Removal Collections remitted to the Borough for the Month of November, 2022:

|                          | <u>BILLING FEE</u> | <u>GARBAGE</u>     | <u>TOTAL</u><br><u>CURRENT PERIOD</u> | <u>YEAR TO DATE</u>  |
|--------------------------|--------------------|--------------------|---------------------------------------|----------------------|
| FACE TAX                 | \$ 15.00           | \$ 1,711.86        | \$ 1,726.86                           | \$ 528,391.96        |
| Less: Discount           | -                  | -                  | -                                     | (18,825.00)          |
| Plus: Penalty            | -                  | 102.96             | 102.96                                | 2,091.34             |
| <b>Total Collections</b> | <b>\$ 15.00</b>    | <b>\$ 1,814.82</b> | <b>\$ 1,829.82</b>                    | <b>\$ 511,658.30</b> |

Amounts Deposited:

| <u>Date</u>           | <u>Amount</u>      |
|-----------------------|--------------------|
| 11/29/22              | \$ 1,829.82        |
| Total                 | 1,829.82           |
| Less: Refunds         | -                  |
| <b>Total Deposits</b> | <b>\$ 1,829.82</b> |

|                                 | <u>BILLING</u>     | <u>GARBAGE</u>       | <u>YEAR-TO-DATE</u>  |
|---------------------------------|--------------------|----------------------|----------------------|
| <b>FACE BALANCE 02/01/2022</b>  | \$ -               | \$ (5,535.35)        | \$ (5,535.35)        |
| Add: Billing 02/02/2022         | 9,865.00           | 648,500.00           | 658,365.00           |
| Add: Additions                  | 5.00               | 550.00               | 555.00               |
| Less: Deletions                 | (5.00)             | (592.50)             | (597.50)             |
| <b>ADJUSTED FACE BALANCE</b>    | <b>9,865.00</b>    | <b>642,922.15</b>    | <b>652,787.15</b>    |
| Less: Total Collections         | (8,115.00)         | (520,276.96)         | (528,391.96)         |
| Less: Turned Over to Delinquent | -                  | -                    | -                    |
| <b>FACE BALANCE 11/30/2022</b>  | <b>\$ 1,750.00</b> | <b>\$ 122,645.19</b> | <b>\$ 124,395.19</b> |

Very truly yours,  
JORDAN TAX SERVICE, INC.

WILLIAM R. LINNERT, JR.

**Crafton Borough  
 Trash Collection Report  
 January through November 2022**

|  | <u>Jan - Nov...</u>      | <u>Budget</u>            | <u>\$ Over B...</u>      | <u>% of Bud...</u>  |
|--|--------------------------|--------------------------|--------------------------|---------------------|
| <b>Income</b>                              |                          |                          |                          |                     |
| <b>3370 · Sanitation Fees</b>              |                          |                          |                          |                     |
| <b>3371 · Garbage Collection - Current</b> | 518,848.30               | 585,000.00               | -66,151.70               | 88.7%               |
| <b>3375 · Jordan - Refuse Bill Fee</b>     | 8,395.00                 | 8,500.00                 | -105.00                  | 98.8%               |
| <b>3385 · Garbage Collection - P&amp;I</b> | 3,551.53                 | 3,000.00                 | 551.53                   | 118.4%              |
| <b>Total 3370 · Sanitation Fees</b>        | <u>530,794.83</u>        | <u>596,500.00</u>        | <u>-65,705.17</u>        | <u>89.0%</u>        |
| <b>Total Income</b>                        | <u>530,794.83</u>        | <u>596,500.00</u>        | <u>-65,705.17</u>        | <u>89.0%</u>        |
| <b>Gross Profit</b>                        | <u>530,794.83</u>        | <u>596,500.00</u>        | <u>-65,705.17</u>        | <u>89.0%</u>        |
| <b>Expense</b>                             | 0.00                     |                          |                          |                     |
| <b>Net Income</b>                          | <u><u>530,794.83</u></u> | <u><u>596,500.00</u></u> | <u><u>-65,705.17</u></u> | <u><u>89.0%</u></u> |

2:26 PM  
12/19/22  
Cash Basis

Crafton Borough  
Trash Collection Report  
November 2022

---

|  | <u>Nov 22</u>          | <u>Budget</u>      | <u>\$ Over B...</u>    | <u>% of Bu...</u>    |
|--|------------------------|--------------------|------------------------|----------------------|
| <b>Income</b>                              |                        |                    |                        |                      |
| <b>3370 · Sanitation Fees</b>              |                        |                    |                        |                      |
| <b>3371 · Garbage Collection - Current</b> | 1,711.86               | 0.00               | 1,711.86               | 100.0%               |
| <b>3375 · Jordan - Refuse Bill Fee</b>     | 15.00                  | 0.00               | 15.00                  | 100.0%               |
| <b>3385 · Garbage Collection - P&amp;I</b> | 102.96                 | 0.00               | 102.96                 | 100.0%               |
| <b>Total 3370 · Sanitation Fees</b>        | <u>1,829.82</u>        | <u>0.00</u>        | <u>1,829.82</u>        | <u>100.0%</u>        |
| <b>Total Income</b>                        | <u>1,829.82</u>        | <u>0.00</u>        | <u>1,829.82</u>        | <u>100.0%</u>        |
| <b>Gross Profit</b>                        | <u>1,829.82</u>        | <u>0.00</u>        | <u>1,829.82</u>        | <u>100.0%</u>        |
| <b>Expense</b>                             | <u>0.00</u>            |                    |                        |                      |
| <b>Net Income</b>                          | <u><u>1,829.82</u></u> | <u><u>0.00</u></u> | <u><u>1,829.82</u></u> | <u><u>100.0%</u></u> |





# Jordan Tax Service, Inc.

102 Rahway Road • McMurray, PA 15317-3349

(412) 835-5243 • Fax (412) 835-5244

(724) 731-2300 • Fax (724) 731-2398

www.jordantax.com

Tax & Record  
Services

Municipal

Business

Individual

December 8, 2022

Borough of Crafton  
Douglas Sample, Manager  
Municipal Building  
100 Stotz Avenue  
Pittsburgh, PA 15205

Re: Real Estate Taxes  
Collection Summary Report  
November, 2022

Detailed below are the 2022 Real Estate Tax Collections deposited to the Borough account for the Month of November, 2022:

|                          | CURRENT PERIOD     |                    |                    | YEAR TO DATE           |
|--------------------------|--------------------|--------------------|--------------------|------------------------|
|                          | REAL ESTATE        | ROAD               | TOTAL              |                        |
| FACE TAX                 | \$ 4,199.22        | \$ 1,441.83        | \$ 5,641.05        | \$ 2,282,460.50        |
| Less: Discount           | -                  | -                  | -                  | (40,966.26)            |
| Plus: Penalty            | 420.01             | 144.18             | 564.19             | 3,996.90               |
| <b>Total Collections</b> | <b>\$ 4,619.23</b> | <b>\$ 1,586.01</b> | <b>\$ 6,205.24</b> | <b>\$ 2,245,491.14</b> |

Amounts Deposited:

| Date            | Batch # | Amount             |
|-----------------|---------|--------------------|
| 11/30/22        | 44-46   | \$ 6,205.24        |
|                 |         | -                  |
| Total Deposits  |         | 6,205.24           |
| Less: Refunds   |         | -                  |
| Net Collections |         | <b>\$ 6,205.24</b> |

|                                 | 2021               | 2021               | 2022                | 2022                | TOTAL                |
|---------------------------------|--------------------|--------------------|---------------------|---------------------|----------------------|
|                                 | REAL ESTATE        | ROAD               | REAL ESTATE         | ROAD                |                      |
| FACE BALANCE 3/1/2022           | \$ 16,267.84       | \$ 6,380.58        | \$ -                | \$ -                | \$ 22,648.42         |
| Add: Billing 3/1/2022           | -                  | -                  | 1,703,903.98        | 668,305.38          | 2,372,209.36         |
| Add: Additions                  | -                  | -                  | 747.80              | 293.31              | 1,041.11             |
| Less: Exonerations              | -                  | -                  | (1,159.65)          | (454.84)            | (1,614.49)           |
| <b>ADJUSTED FACE BALANCE</b>    | <b>16,267.84</b>   | <b>6,380.58</b>    | <b>1,703,492.13</b> | <b>668,143.85</b>   | <b>2,394,284.40</b>  |
| Less: Total Collections         | (6,474.21)         | (2,539.30)         | (1,632,075.44)      | (641,371.55)        | (2,282,460.50)       |
| Less: Turned Over to Delinquent | -                  | -                  | -                   | -                   | -                    |
| <b>FACE BALANCE 11/30/2022</b>  | <b>\$ 9,793.63</b> | <b>\$ 3,841.28</b> | <b>\$ 71,416.69</b> | <b>\$ 26,772.30</b> | <b>\$ 111,823.90</b> |

Very truly yours,  
JORDAN TAX SERVICE, INC.

WILLIAM R. LINNERT, JR.

**Crafton Borough**  
**Real Estate & Road Tax Collection Report**  
**January through November 2022**

|                                       | <u>Jan - Nov 22</u>        | <u>Budget</u>              | <u>\$ Over Budget</u>    | <u>% of Budget</u>  |
|---------------------------------------|----------------------------|----------------------------|--------------------------|---------------------|
| <b>Income</b>                         |                            |                            |                          |                     |
| <b>3000 · Real Estate Taxes</b>       |                            |                            |                          |                     |
| 3001 · Real Estate - Current          | 1,602,650.43               | 1,700,000.00               | -97,349.57               | 94.3%               |
| 3005 · Real Estate - Prior year       | 23,965.90                  | 8,500.00                   | 15,465.90                | 282.0%              |
| 3015 · Real Estate - Penalty & Int.   | 3,685.39                   | 2,000.00                   | 1,685.39                 | 184.3%              |
| <b>Total 3000 · Real Estate Taxes</b> | <u>1,630,301.72</u>        | <u>1,710,500.00</u>        | <u>-80,198.28</u>        | <u>95.3%</u>        |
| <b>3030 · Road Taxes</b>              |                            |                            |                          |                     |
| 3031 · Road Tax - Current             | 629,830.30                 | 615,000.00                 | 14,830.30                | 102.4%              |
| 3035 · Road Tax - Prior               | 24,332.08                  | 20,000.00                  | 4,332.08                 | 121.7%              |
| 3040 · Road Tax - Penalty & Int.      | 3,689.52                   | 5,000.00                   | -1,310.48                | 73.8%               |
| <b>Total 3030 · Road Taxes</b>        | <u>657,851.90</u>          | <u>640,000.00</u>          | <u>17,851.90</u>         | <u>102.8%</u>       |
| <b>Total Income</b>                   | <u>2,288,153.62</u>        | <u>2,350,500.00</u>        | <u>-62,346.38</u>        | <u>97.3%</u>        |
| <b>Gross Profit</b>                   | 2,288,153.62               | 2,350,500.00               | -62,346.38               | 97.3%               |
| <b>Expense</b>                        | 0.00                       |                            |                          |                     |
| <b>Net Income</b>                     | <u><u>2,288,153.62</u></u> | <u><u>2,350,500.00</u></u> | <u><u>-62,346.38</u></u> | <u><u>97.3%</u></u> |

## Crafton Borough Real Estate & Road Tax Collection Report November 2022

|                                       | <u>Nov 22</u>          | <u>Budget</u>      | <u>\$ Over ...</u>     | <u>% of B...</u>     |
|---------------------------------------|------------------------|--------------------|------------------------|----------------------|
| <b>Income</b>                         |                        |                    |                        |                      |
| <b>3000 · Real Estate Taxes</b>       |                        |                    |                        |                      |
| 3001 · Real Estate - Current          | 4,199.22               | 0.00               | 4,199.22               | 100.0%               |
| 3005 · Real Estate - Prior year       | 0.00                   | 0.00               | 0.00                   | 0.0%                 |
| 3015 · Real Estate - Penalty & Int.   | 420.01                 | 0.00               | 420.01                 | 100.0%               |
| <b>Total 3000 · Real Estate Taxes</b> | <u>4,619.23</u>        | <u>0.00</u>        | <u>4,619.23</u>        | <u>100.0%</u>        |
| <b>3030 · Road Taxes</b>              |                        |                    |                        |                      |
| 3031 · Road Tax - Current             | 1,441.83               | 0.00               | 1,441.83               | 100.0%               |
| 3035 · Road Tax - Prior               | 793.80                 | 0.00               | 793.80                 | 100.0%               |
| 3040 · Road Tax - Penalty & Int.      | 331.02                 | 0.00               | 331.02                 | 100.0%               |
| <b>Total 3030 · Road Taxes</b>        | <u>2,566.65</u>        | <u>0.00</u>        | <u>2,566.65</u>        | <u>100.0%</u>        |
| <b>Total Income</b>                   | <u>7,185.88</u>        | <u>0.00</u>        | <u>7,185.88</u>        | <u>100.0%</u>        |
| <b>Gross Profit</b>                   | 7,185.88               | 0.00               | 7,185.88               | 100.0%               |
| <b>Expense</b>                        | <u>0.00</u>            |                    |                        |                      |
| <b>Net Income</b>                     | <u><u>7,185.88</u></u> | <u><u>0.00</u></u> | <u><u>7,185.88</u></u> | <u><u>100.0%</u></u> |

0. \*

7,185.88 +

186.84 -

793.80 -

6,205.24 \*+

**Tax Collector's Monthly Report to Taxing Districts**

For the Month of **NOVEMBER**, 2022

**BOROUGH OF CRAFTON** Taxing District

|   | Real Estate   | Road      | Prior Years Real Estate | Prior Years Road |
|---|---------------|-----------|-------------------------|------------------|
| <b>A. Collections</b>   |               |           |                         |                  |
| 1. Balance Collectable-Beginning of Month                           | 75,615.91     | 28,214.13 | 9,793.63                | 3,841.28         |
| 2A. Additions: During the Month(*)                                  |               |           |                         |                  |
| 2B. Deductions: Credits During the Month - (from line 17)           |               |           |                         |                  |
| 3. Total Collectable  | 75,615.91     | 28,214.13 | 9,793.63                | 3,841.28         |
| 4. Less: Face Collections for the Month                             | 4,199.22      | 1,441.83  |                         |                  |
| 5. Less: Deletions from the List (Gentrifications)                  |               |           |                         |                  |
| 6. Less: Exonerations (*)   |               |           |                         |                  |
| 7. Less: Liens/Non-Lienable Installments(*)                         |               |           |                         |                  |
| 8. Balance Collectable - End of Month                               | 71,416.69     | 26,772.30 | 9,793.63                | 3,841.28         |
| <b>B. Reconciliation of Cash Collected</b>                          |               |           |                         |                  |
| 9. Face Amount of Collections - (must agree with line 4)            | 4,199.22      | 1,441.83  | 0.00                    | 0.00             |
| 10. Plus: Penalties   | 420.01        | 144.18    |                         |                  |
| 11. Less: Discounts   | 0.00          | 0.00      |                         |                  |
| 12. Total Cash Collector per Column                                 | 4,619.23      | 1,586.01  | 0.00                    | 0.00             |
| 13. Total Cash Collected  |               |           |                         | 6,205.24         |
| <b>C. Payment of Taxes</b>  |               |           |                         |                  |
| 14. Amount Remitted During the Month (*)                            | Transaction # |           |                         | TOTAL ALL TAXES  |
|   | 44-46         |           |                         | 6,205.24         |
|   |               |           |                         |                  |
|   |               |           |                         |                  |
|   |               |           |                         |                  |
|   |               |           |                         |                  |
|   |               |           |                         |                  |
|   |               |           |                         |                  |
| 15. Amount paid with this Report Applicable to this Reporting Month | Total         |           | \$                      | 6,205.24         |
| 16. Total Remitted This Month                                       | Total         |           | \$                      | 6,205.24         |
| 17. List, Other Credit Adjustments (*)                              |               |           |                         |                  |
| Parcel #  | Name          |           |                         | Amount           |
|   |               |           |                         |                  |
|   |               |           |                         |                  |
|   |               |           |                         |                  |
| 18. Interest Earnings (if applicable)                               | Total         |           | \$                      |                  |
| Taxing District Use (Optional)                                      |               |           |                         |                  |
| Carryover from Previous Month                                       | \$            |           |                         | Date             |
| Amount Collected This Month   | \$            |           |                         |                  |
| Less Amount Paid This Month   | \$            |           |                         |                  |
| Ending Balance  | \$            |           |                         |                  |

*William P. Lawrence*  
 Agent Acting on behalf of the Tax Collector  
 Date 12/19/22  
 Title: Secretary

\*+ Prior Yr. Collection: I verify this is a complete and accurate reporting of the balance collectable, taxes collected remitted for the month.  
 Received by (taxing district): *William P. Lawrence* Title: *Secretary* Date: *12/19/22*  
 I acknowledged the receipt of this report.

**JORDAN TAX SERVICE, INC.**  
**102 RAHWAY ROAD**  
**MCMURRAY, PA 15317-3349**  
**(724) 731-2300**

December 14, 2022

Borough of Crafton  
 Douglas Sample, Manager  
 Municipal Building  
 100 Stotz Avenue  
 Pittsburgh, PA 15205

We are forwarding herewith counterfoils for delinquent taxes and municipal claims collected and satisfied since date of our last report. We are also forwarding deposit slips as summarized below and the Prothonotary's receipts for satisfaction costs advanced by our office.

**DELINQUENT TAXES:**

Receipts: #14382-14393

|                           | Face Tax | Penalty | Interest | Costs  | TOTAL    |
|---------------------------|----------|---------|----------|--------|----------|
| Prior                     | 349.30   | 2.72    | 4.70     | 23.00  | 379.72   |
| 2021                      | 2,694.26 | 177.29  | 134.06   | 204.00 | 3,209.61 |
| Record/Sheriff Sale Costs |          |         |          |        | 1,273.25 |
| Commission Collected      |          |         |          |        | 182.84   |

**MUNICIPAL CLAIMS:** "Trash"

Receipts: #2797-2800

|                      | Face Tax | Penalty | Interest | Costs | TOTAL  |
|----------------------|----------|---------|----------|-------|--------|
|                      | 818.69   | 70.00   | -        | 18.00 | 906.69 |
| Commission Collected |          |         |          |       | 45.34  |

**MUNICIPAL CLAIMS:** "Trash"

Receipts: #4701-4702, 4704, 4706-4708, 4710, 4713, 4715, 4720-4721, 4723-4724

|                           | Face Tax | Penalty | Interest | Costs  | TOTAL    |
|---------------------------|----------|---------|----------|--------|----------|
|                           | 3,587.16 | 135.40  | 389.32   | 749.00 | 4,860.88 |
| Record/Sheriff Sale Costs |          |         |          |        | 560.00   |
| Commission Collected      |          |         |          |        | 251.06   |

**MUNICIPAL CLAIMS:** "Sewage"

Receipts: #4700, 4703, 4705, 4709, 4711-4712, 4714, 4716-4718, 4722

|                      | Face Tax | Penalty | Interest | Costs  | TOTAL    |
|----------------------|----------|---------|----------|--------|----------|
|                      | 4,972.79 | 217.37  | 165.14   | 604.00 | 5,959.30 |
| Commission Collected |          |         |          |        | 301.36   |

**MUNICIPAL CLAIMS:** "Demolition"

Receipts: #4719

|                      | Face Tax | Penalty | Interest | Costs | TOTAL    |
|----------------------|----------|---------|----------|-------|----------|
|                      | 1,476.19 | -       | -        | -     | 1,476.19 |
| Commission Collected |          |         |          |       | 73.81    |

| <b><u>Total Collections, Taxes and Claims:</u></b> |             |           |    |           |  |
|--|-------------|-----------|----|-----------|--|
| Real Estate  | \$ 5,045.42 | Ck. #1555 | \$ | 19,480.05 |  |
| Trash  | \$ 6,623.97 | Ck. #1556 |    |           |  |
| Sewage   | \$ 6,260.66 | Ck. #1557 |    |           |  |
| Demolition   | \$ 1,550.00 | Ck. #1558 |    |           |  |


**Deposits Per Enclosed Receipts:**

| DATE     | AMOUNT   | DATE     | AMOUNT   | DATE     | AMOUNT   |
|----------|----------|----------|----------|----------|----------|
| 11/08/22 | 402.35   | 11/09/22 | 1,767.52 | 11/21/22 | 549.68   |
| 11/08/22 | 612.01   | 11/15/22 | 208.00   | 11/21/22 | 2,131.78 |
| 11/08/22 | 2,872.39 | 11/16/22 | 200.00   | 11/28/22 | 1,831.60 |
| 11/09/22 | 1,659.61 | 11/17/22 | 634.29   | 11/28/22 | 6,610.82 |

**Total Deposits** **\$ 19,480.05**

\*Partial Payments Not Yet Applied - \$3,102.60

JORDAN TAX SERVICE, INC.

  
 William R. Linnert, Jr.

**BOROUGH OF CRAFTON  
POLICE DEPARTMENT**

**MARK A. SUMPTER  
CHIEF OF POLICE**

100 STOTZ AVENUE  
CRAFTON, PENNSYLVANIA 15205

**COLETTA A. PERRY  
MAYOR**



**December 15, 2022**

**Crafton Police responded to 177 complaints during the month of November 2022.**

The following 4 pages attached show a printout of the calls answered by Crafton Police.

Paid parking tags for the month of November - \$15.00  
Copies of Police Reports for the month of November - \$75.00  
No solicitor permits were issued for the month of November  
No truck permits were issued for the month of November  
Fines collected by the Magistrate and paid to the borough for November - \$ 1,177.66  
There were 42 citations issued, 7 citation warnings, 1 parking tags, 0 AccuTrak – total 50

**Crafton Borough had 0 narcotic related calls for the month of November 2022. Naloxone (Narcan) was used 0 times by Crafton QRS, 0 times by EMS and 0 times by police.**

**Mileage on Police Cars:**

Unit # 11-1 – 578 miles ending at 59,484  
Unit # 11-2 – 1,240 miles ending at 71,541  
Unit # 11-3 - 2,352 miles ending at 7,562  
Unit # 11-4 - 18 miles ending at 18,512

**Note:** No change in status of Unit #11-4.

Unit # 11-4 was taken out of service due to needing parts that are on back order that have not been delivered. As soon as parts arrive Unit #11-4 will return to Woltz & Wind to have vehicle repaired. Once completed vehicle will go back into service.

Respectfully submitted,

*Barbara H. Berkhouse*  
Barbara H. Berkhouse  
Police Secretary

Calls for Service - by Keyword

CRAFTON BOROUGH



Incidents Reported Between 11/01/2022 and 11/30/2022

| Code              | Description                                | Primary<br>Count | Secondary UCR Count |        |        |
|-------------------|--|------------------|---------------------|--------|--------|
|                   |  |                  | Code 2              | Code 3 | Code 4 |
| <b>911 HANGUP</b> |  |                  |                     |        |        |
| 3802              | SERVICE CALL-911 HANG UP                   | 1                |                     |        |        |
| <b>ACCIDENT M</b> |  |                  |                     |        |        |
| 3100              | MOTOR VEHICLE ACCIDENTS                    | 7                |                     |        |        |
| 6008              | ACCIDENT INVOLVING NONINJURY               | 1                |                     |        |        |
|                   |  | <u>8</u>         |                     |        |        |
| <b>ALARM</b>      |  |                  |                     |        |        |
| 2626              | ALL OTHER OFFENSES - FALSE FIRE ALARM      | 1                |                     |        |        |
| 3810              | SERVICE CALL-ALARMS-UNFOUNDED-EXCPT FIRE   | 12               |                     |        |        |
| 3840              | FIRES (INCLUDING ALARMS-FOUNDED/UNFOUNDED) | 1                |                     |        |        |
|                   |  | <u>14</u>        |                     |        |        |
| <b>ANIMAL</b>     |  |                  |                     |        |        |
| 3805              | SERVICE CALL-ANIMAL                        | 1                |                     |        |        |
| 5502              | ANIMAL COMPLAINTS - BARKING DOGS           | 1                |                     |        |        |
| 5504              | ANIMAL COMPLAINTS - DOG BITES              | 1                |                     |        |        |
| 5505              | ANIMAL COMPLAINT - DEER                    | 2                |                     |        |        |
| 5510              | ANIMAL COMPLAINTS - OTHER                  | 1                |                     |        |        |
|                   |  | <u>6</u>         |                     |        |        |
| <b>ASSAULT</b>    |  |                  |                     |        |        |
| 0430              | ASSAULT - OTHER DANGEROUS WEAPON           | 1                |                     |        |        |
| 0440              | ASSAULT - HANDS,FISTS,FEET                 | 1                |                     |        |        |
|                   |  | <u>2</u>         |                     |        |        |
| <b>ASSIST FIR</b> |  |                  |                     |        |        |
| 7502              | ASSIST OTHER AGENCIES - FIRE DEPT.         | 1                |                     |        |        |
| <b>ASSIST MOT</b> |  |                  |                     |        |        |
| 3820              | SERVICE CALL-ASSIST MOTORIST/DISABLE VEH   | 2                |                     |        |        |
| <b>ASSIST OTH</b> |  |                  |                     |        |        |
| 7014              | PUBLIC SERVICE - OTHERS (OFFICER ASSIST)   | 1                |                     |        |        |
| <b>ASSIST POL</b> |  |                  |                     |        |        |
| 7504              | ASSIST OTHER AGENCIES - OTHER POLICE       | 1                |                     |        |        |
| <b>BURGLARY</b>   |  |                  |                     |        |        |
| 0513              | BURGLARY-FORCED ENTRY-RESIDENCE-UNK        | 1                |                     |        |        |
| 0523              | BURGLARY-NO FORCE-RESIDENCE-UNK.           | 2                |                     |        |        |
|                   |  | <u>3</u>         |                     |        |        |
| <b>CHECK WELF</b> |  |                  |                     |        |        |
| 3801              | SERVICE CALL-CHECK WELFARE                 | 6                |                     |        |        |
| <b>CRIM MISCH</b> |  |                  |                     |        |        |
| 1410              | CRIMINAL MISCHIEF TO AUTOMOBILES           | 1                |                     |        |        |
| <b>DISORDERLY</b> |  |                  |                     |        |        |



**Calls for Service - by Keyword**

CRAFTON BOROUGH

Incidents Reported Between 11/01/2022 and 11/30/2022



| Code              | Description                              | Primary<br>Count | Secondary UCR Count |        |        |
|-------------------|--|------------------|---------------------|--------|--------|
|                   |  |                  | Code 2              | Code 3 | Code 4 |
| <b>DISORDERLY</b> |  |                  |                     |        |        |
| 2480              | DISORDERLY CONDUCT-ALL OTHERS            | 1                |                     |        |        |
| <b>DISTURBANC</b> |  |                  |                     |        |        |
| 3610              | DISTURBANCES-NOISE                       | 6                |                     |        |        |
| 3620              | DISTURBANCES-OTHER (FIGHTS,DISPUTES,ETC) | 11               |                     |        |        |
|                   |  | 17               |                     |        |        |
| <b>DOA</b>        |  |                  |                     |        |        |
| 3320              | DOA                                      | 4                |                     |        |        |
| <b>DOMESTIC</b>   |  |                  |                     |        |        |
| 3600              | DISTURBANCES-DOMESTIC                    | 16               |                     |        |        |
| <b>DRUG</b>       |  |                  |                     |        |        |
| 1831              | NARCOTICS-POSSESSION-MORPHINE,HEROIN,ETC | 1                |                     |        |        |
| 1834              | NARCOTICS-POSSESSION-OTHER DANGEROUS     | 1                |                     |        |        |
|                   |  | 2                |                     |        |        |
| <b>ELECTRICAL</b> |  |                  |                     |        |        |
| 4026              | NON-CRIMINAL-WIRES AND POLES DOWN        | 1                |                     |        |        |
| <b>FIGHT</b>      |  |                  |                     |        |        |
| 2430              | FIGHTING (AFFRAY)                        | 3                |                     |        |        |
| <b>FOUND ANIM</b> |  |                  |                     |        |        |
| 5002              | LOST & FOUND - FOUND ANIMAL              | 1                |                     |        |        |
| <b>FOUND ARTI</b> |  |                  |                     |        |        |
| 5004              | LOST & FOUND - FOUND ARTICLES            | 2                |                     |        |        |
| <b>FRAUD</b>      |  |                  |                     |        |        |
| 1100              | FRAUD                                    | 1                |                     |        |        |
| 1150              | FRAUD - CREDIT CARDS, ATM                | 2                |                     |        |        |
|                   |  | 3                |                     |        |        |
| <b>HARASSMENT</b> |  |                  |                     |        |        |
| 2450              | HARASSMENT                               | 9                |                     |        |        |
| <b>HAZARDOUS</b>  |  |                  |                     |        |        |
| 3850              | HAZARDOUS CONDITIONS                     | 2                |                     |        |        |
| <b>INFORMATIO</b> |  |                  |                     |        |        |
| 7010              | PUBLIC SERVICES-NOTIFICATIONS(POL.INFO.) | 1                |                     |        |        |
| <b>LOCKOUT</b>    |  |                  |                     |        |        |
| 3860              | SERVICE CALL-LOCKOUTS (VEHICLE/BLDG)     | 2                |                     |        |        |



Calls for Service - by Keyword

CRAFTON BOROUGH



Incidents Reported Between 11/01/2022 and 11/30/2022

| Code              | Description                                | Primary<br>Count | Secondary UCR Count |        |        |
|-------------------|--|------------------|---------------------|--------|--------|
|                   |  |                  | Code 2              | Code 3 | Code 4 |
| <b>MEDICAL</b>    |  |                  |                     |        |        |
| 3870              | MEDICAL EMERGENCY                          | 8                |                     |        |        |
| 7008              | PUBLIC SERVICES - MEDICAL ASSISTANCE       | 6                |                     |        |        |
|                   |  | <u>14</u>        |                     |        |        |
| <b>MENTAL</b>     |  |                  |                     |        |        |
| 3400              | MENTAL HEALTH                              | 2                |                     |        |        |
| <b>PUBL DRUNK</b> |  |                  |                     |        |        |
| 2300              | PUBLIC DRUNKENESS                          | 1                |                     |        |        |
| <b>RECOV PROP</b> |  |                  |                     |        |        |
| 3000              | FOUND/RECOVERED PROPERTY                   | 1                |                     |        |        |
| <b>RUNAWAY</b>    |  |                  |                     |        |        |
| 2911              | RUNAWAY-INCORRIGIBLE -MALE (JUVENILE)      | 1                |                     |        |        |
| 2912              | RUNAWAY-INCORRIGIBLE-FEMALE (JUVENILE)     | 1                |                     |        |        |
|                   |  | <u>2</u>         |                     |        |        |
| <b>SOLICITING</b> |  |                  |                     |        |        |
| 2800              | TWP ORD-SOLICITING                         | 1                |                     |        |        |
| <b>SUSP PERSN</b> |  |                  |                     |        |        |
| 4022              | NON-CRIMINAL - SUSPICIOUS PERSON           | 1                |                     |        |        |
| <b>SUSPICIOUS</b> |  |                  |                     |        |        |
| 3500              | SUSPICIOUS PERSONS,AUTOS,CIRCUMSTANCES     | 17               |                     |        |        |
| <b>SVC CALL</b>   |  |                  |                     |        |        |
| 3800              | SERVICE CALL-MISCELLANEOUS                 | 8                |                     |        |        |
| <b>THEFT</b>      |  |                  |                     |        |        |
| 0613              | THEFT-\$200 & OVER-RETAIL THEFT            | 2                |                     |        |        |
| 0619              | THEFT-\$200 & OVER-ALL OTHER               | 1                |                     |        |        |
| 0623              | THEFT-\$50 TO \$200-RETAIL THEFT           | 3                |                     |        |        |
| 0624              | THEFT-\$50 TO \$200-FROM AUTO (EXCPT 0625) | 1                |                     |        |        |
| 0633              | THEFT-UNDER \$50-RETAIL THEFT              | 1                |                     |        |        |
|                   |  | <u>8</u>         |                     |        |        |
| <b>TRAF CIT</b>   |  |                  |                     |        |        |
| CITT              | TRAFFIC CITATION                           | <del>1</del>     |                     |        |        |
| <b>TRAFFIC</b>    |  |                  |                     |        |        |
| 3900              | TRAFFIC & PARKING PROBLEMS                 | 10               |                     |        |        |
| <b>TRESPASS</b>   |  |                  |                     |        |        |
| 2660              | TRESPASSING OF REAL PROPERTY               | 2                |                     |        |        |

# Calls for Service - by Keyword

CRAFTON BOROUGH

Incidents Reported Between 11/01/2022 and 11/30/2022



| Code | Description        | Primary<br>Count | Secondary UCR Count |        |        |
|------|--------------------|------------------|---------------------|--------|--------|
|      |                    |                  | Code 2              | Code 3 | Code 4 |
|      | <b>Total Calls</b> | <b>192</b>       |                     |        |        |
|      |                    | <u>15</u>        |                     |        |        |
|      |                    | <b>177</b>       |                     |        |        |

**BOROUGH OF CRAFTON  
POLICE DEPARTMENT**

**MARK A. SUMPTER  
CHIEF OF POLICE**

100 STOTZ AVENUE  
CRAFTON, PENNSYLVANIA 15205

**COLETTA A. PERRY  
MAYOR**



**January 19, 2023**

**Crafton Police responded to 195 complaints during the month of December 2022.**

The following 3 pages attached show a printout of the calls answered by Crafton Police.

No paid parking tags for the month of December  
Copies of Police Reports for the month of December - \$285.00  
No solicitor permits were issued for the month of December  
No truck permits were issued for the month of December  
Fines collected by the Magistrate and paid to the borough for December - \$793.68  
There were 39 citations issued, 16 citation warnings, 0 parking tags, 1 AccuTrak – total 56

**Crafton Borough had 1 narcotic related call for the month of December 2022. Naloxone (Narcan) was used 1 time by Crafton QRS, 2 times by a family member and 1 time by police.**

**Mileage on Police Cars:**

Unit # 11-1 – 715 miles ending at 60,199  
Unit # 11-2 – 1,066 miles ending at 72,607  
Unit # 11-3 - 2,294 miles ending at 9,856  
Unit # 11-4 - 0 miles ending at 18,512

**Note:** No change in status of Unit #11-4.

Unit # 11-4 was taken out of service due to needing parts that are on back order that have not been delivered. As soon as parts arrive Unit #11-4 will return to Woltz & Wind to have vehicle repaired. Once completed vehicle will go back into service.

Respectfully submitted,

*Barbara H. Berkhouse*  
Barbara H. Berkhouse  
Police Secretary

**Calls for Service - by Keyword**

CRAFTON BOROUGH

Incidents Reported Between 12/01/2022 and 12/31/2022



| Code              | Description                              | Primary<br>Count | Secondary UCR Count                 |        |        |
|-------------------|--|------------------|-------------------------------------|--------|--------|
|                   |  |                  | Code 2                              | Code 3 | Code 4 |
| <b>911 HANGUP</b> |  |                  |                                     |        |        |
| 3802              | SERVICE CALL-911 HANG UP                 | 2                |                                     |        |        |
| <b>ACCIDENT M</b> |  |                  |                                     |        |        |
| 3100              | MOTOR VEHICLE ACCIDENTS                  | 9                |                                     |        |        |
| 6008              | ACCIDENT INVOLVING NONINJURY             | 1                |                                     |        |        |
|                   |  | <u>10</u>        |                                     |        |        |
| <b>ALARM</b>      |  |                  |                                     |        |        |
| 3810              | SERVICE CALL-ALARMS-UNFOUNDED-EXCPT FIRE | 20               |                                     |        |        |
| 3840              | FIRES (INCLUDING ALARMS-FOUNDED/UNFOUND) | 2                |                                     |        |        |
|                   |  | <u>22</u>        |                                     |        |        |
| <b>ANIMAL</b>     |  |                  |                                     |        |        |
| 3805              | SERVICE CALL-ANIMAL                      | 1                | ANIMAL CONTROL CONTACTED ON 2 CALLS |        |        |
| 5504              | ANIMAL COMPLAINTS - DOG BITES            | 1                |                                     |        |        |
| 5506              | ANIMAL COMPLAINTS - STRAY ANIMALS        | 1                |                                     |        |        |
| 5510              | ANIMAL COMPLAINTS - OTHER                | 2                |                                     |        |        |
|                   |  | <u>5</u>         |                                     |        |        |
| <b>ASSIST FIR</b> |  |                  |                                     |        |        |
| 7502              | ASSIST OTHER AGENCIES - FIRE DEPT.       | 1                |                                     |        |        |
| <b>ASSIST MOT</b> |  |                  |                                     |        |        |
| 3820              | SERVICE CALL-ASSIST MOTORIST/DISABLE VEH | 4                |                                     |        |        |
| <b>ASSIST POL</b> |  |                  |                                     |        |        |
| 7504              | ASSIST OTHER AGENCIES - OTHER POLICE     | 4                |                                     |        |        |
| <b>CHECK WELF</b> |  |                  |                                     |        |        |
| 3801              | SERVICE CALL-CHECK WELFARE               | 15               |                                     |        |        |
| <b>CRIM MISCH</b> |  |                  |                                     |        |        |
| 1440              | CRIMINAL MISCHIEF - ALL OTHER            | 1                |                                     |        |        |
| <b>DISTURBANC</b> |  |                  |                                     |        |        |
| 3610              | DISTURBANCES-NOISE                       | 4                |                                     |        |        |
| 3620              | DISTURBANCES-OTHER (FIGHTS,DISPUTES,ETC) | 8                |                                     |        |        |
|                   |  | <u>12</u>        |                                     |        |        |
| <b>DOA</b>        |  |                  |                                     |        |        |
| 3320              | DOA                                      | 3                |                                     |        |        |
| <b>DOMESTIC</b>   |  |                  |                                     |        |        |
| 3600              | DISTURBANCES-DOMESTIC                    | 7                |                                     |        |        |
| <b>DUI</b>        |  |                  |                                     |        |        |
| 2111              | DRIVING UNDER THE INFLUENCE - ALCOHOL    | 1                |                                     |        |        |
| 2112              | DRIVE UNDER INFLUENCE-ALCOHOL-IMPAIRED   | 1                |                                     |        |        |
| 2122              | DRIVE UNDER INFLUENCE - DRUGS-IMPAIRED   | 1                |                                     |        |        |

Calls for Service - by Keyword

## CRAFTON BOROUGH

Incidents Reported Between 12/01/2022 and 12/31/2022

| Code              | Description                              | Primary<br>Count | Secondary UCR Count |        |        |
|-------------------|--|------------------|---------------------|--------|--------|
|                   |  |                  | Code 2              | Code 3 | Code 4 |
| <b>DUMPING</b>    |  | 3                |                     |        |        |
| 2831              | TWP ORD-DUMPING                          | 1                |                     |        |        |
| <b>FALSE REPT</b> |  |                  |                     |        |        |
| 2624              | ALL OTHER OFFENSES - FALSE POLICE REPORT | 1                |                     |        |        |
| <b>FAMILY</b>     |  |                  |                     |        |        |
| 2902              | FAMILY-CHILD WELFARE                     | 1                |                     |        |        |
| <b>FORGERY</b>    |  |                  |                     |        |        |
| 1026              | COUNTERFEITING - USING                   | 1                |                     |        |        |
| <b>FOUND ANIM</b> |  |                  |                     |        |        |
| 5002              | LOST & FOUND - FOUND ANIMAL              | 1                |                     |        |        |
| <b>FOUND ARTI</b> |  |                  |                     |        |        |
| 5004              | LOST & FOUND - FOUND ARTICLES            | 2                |                     |        |        |
| <b>FRAUD</b>      |  |                  |                     |        |        |
| 1100              | FRAUD                                    | 3                |                     |        |        |
| <b>HARASSMENT</b> |  |                  |                     |        |        |
| 2450              | HARASSMENT                               | 3                |                     |        |        |
| <b>HARASSSMEN</b> |  |                  |                     |        |        |
| 2410              | HARASSMENT BY COMMUNICATION              | 2                |                     |        |        |
| <b>HAZARDOUS</b>  |  |                  |                     |        |        |
| 3850              | HAZARDOUS CONDITIONS                     | 3                |                     |        |        |
| <b>HIT AND RU</b> |  |                  |                     |        |        |
| 8519              | HIT AND RUN ACCIDENT                     | 3                |                     |        |        |
| <b>LOCKOUT</b>    |  |                  |                     |        |        |
| 3860              | SERVICE CALL-LOCKOUTS (VEHICLE/BLDG)     | 2                |                     |        |        |
| <b>MEDICAL</b>    |  |                  |                     |        |        |
| 3870              | MEDICAL EMERGENCY                        | 10               |                     |        |        |
| 7008              | PUBLIC SERVICES - MEDICAL ASSISTANCE     | 7                |                     |        |        |
|                   |  | <u>17</u>        |                     |        |        |
| <b>MENTAL</b>     |  |                  |                     |        |        |
| 3400              | MENTAL HEALTH                            | 5                |                     |        |        |
| <b>OPEN DOOR</b>  |  |                  |                     |        |        |

# Calls for Service - by Keyword



CRAFTON BOROUGH

Incidents Reported Between 12/01/2022 and 12/31/2022

| Code               | Description                            | Primary<br>Count | Secondary UCR Count |        |        |
|--------------------|--|------------------|---------------------|--------|--------|
|                    |  |                  | Code 2              | Code 3 | Code 4 |
| <b>OPEN DOOR</b>   |  |                  |                     |        |        |
| 3880               | OPEN DOORS/WINDOWS - DISCOVERED        | 2                |                     |        |        |
| <b>PFA</b>         |  |                  |                     |        |        |
| 2647               | ALL OTHERS - PROTECTIVE ORDERS         | 2                |                     |        |        |
| <b>PUBL DRUNK</b>  |  |                  |                     |        |        |
| 2300               | PUBLIC DRUNKENESS                      | 1                |                     |        |        |
| <b>RECOV PROP</b>  |  |                  |                     |        |        |
| 3000               | FOUND/RECOVERED PROPERTY               | 1                |                     |        |        |
| <b>SUSPICIOUS</b>  |  |                  |                     |        |        |
| 3500               | SUSPICIOUS PERSONS,AUTOS,CIRCUMSTANCES | 23               |                     |        |        |
| <b>SVC CALL</b>    |  |                  |                     |        |        |
| 3800               | SERVICE CALL-MISCELLANEOUS             | 6                |                     |        |        |
| <b>THEFT</b>       |  |                  |                     |        |        |
| 0617               | THEFT-\$200 & OVER-FROM BUILDINGS      | 1                |                     |        |        |
| 0619               | THEFT-\$200 & OVER-ALL OTHER           | 1                |                     |        |        |
| 0623               | THEFT-\$50 TO \$200-RETAIL THEFT       | 3                |                     |        |        |
| 0633               | THEFT-UNDER \$50-RETAIL THEFT          | 3                |                     |        |        |
|                    |  | 8                |                     |        |        |
| <b>TRAF CIT</b>    |  |                  |                     |        |        |
| CITT               | TRAFFIC CITATION                       | 21               |                     |        |        |
| <b>TRAFFIC</b>     |  |                  |                     |        |        |
| 3900               | TRAFFIC & PARKING PROBLEMS             | 12               |                     |        |        |
| 4010               | TRAFFIC OFFENSES                       | 1                |                     |        |        |
|                    |  | 13               |                     |        |        |
| <b>TRESPASS</b>    |  |                  |                     |        |        |
| 2660               | TRESPASSING OF REAL PROPERTY           | 1                |                     |        |        |
| <b>WARRANT</b>     |  |                  |                     |        |        |
| 8014               | WARRANTS - LOCAL - OTHER WARRANTS      | 1                |                     |        |        |
| <b>WATER LEAK</b>  |  |                  |                     |        |        |
| 4024               | NON-CRIMINAL - WATER LEAKS,MAINS, ETC. | 3                |                     |        |        |
| <b>Total Calls</b> |  | 216              |                     |        |        |
|                    |  | 21               |                     |        |        |
|                    |  | 195              |                     |        |        |

# Building Inspection Report

## November 2022

### November Reports Received

(Attached)

Allegheny County R/E Transfer ✓

### Certificates & Permits Issued

November 2022

|  |    |
|--|----|
| Rental Inspection Certificates Issued    | 15 |
| Zoning Use/Occupancy Certificates Issued | 6  |
| Building/Zoning Permits Issued           | 3  |

# Building Inspection Report

## December 2022

### December Reports Received

(Attached)

Allegheny County R/E Transfer ✓

### Certificates & Permits Issued

December 2022

|  |    |
|--|----|
| Rental Inspection Certificates Issued    | 40 |
| Zoning Use/Occupancy Certificates Issued | 10 |
| Building/Zoning Permits Issued           | 3  |





## CRAFTON PUBLIC LIBRARY BOARD REPORT JANUARY 2023

### SEPTEMBER-OCTOBER VIRTUAL ENAGEMENT

| NUMBER OF POSTS | REACH | ACTIONS |
|-----------------|-------|---------|
| 54              | 8,720 | 1,110   |

### NOVEMBER-DECEMBER VIRTUAL ENAGEMENT

| NUMBER OF POSTS | REACH | ACTIONS |
|-----------------|-------|---------|
| 37              | 6,570 | 649     |

### NOVEMBER-DECEMBER IN-PERSON PROGRAMS

| DATE       | PROGRAM               | ATTENDEES |
|------------|-----------------------|-----------|
| 11/1/2022  | Storytime             | 6         |
| 11/1/2022  | Evening Storytime     | 3         |
| 11/3/2022  | Lego Night            | 9         |
| 11/4/2022  | Afterschool Art       | 2         |
| 11/4/2022  | The Dinner            | 22        |
| 11/7/2022  | Storytime             | 7         |
| 11/7/2022  | Yoga                  | 12        |
| 11/8/2022  | Storytime             | 5         |
| 11/8/2022  | Evening Storytime     | 2         |
| 11/10/2022 | Lego Night            | 8         |
| 11/11/2022 | Afterschool Art       | 2         |
| 11/12/2022 | Buy Nothing Free Sale | 100       |
| 11/14/2022 | Storytime             | 4         |
| 11/14/2022 | Yoga                  | 7         |
| 11/15/2022 | Storytime             | 5         |
| 11/15/2022 | Evening Storytime     | 3         |
| 11/17/2022 | Lego Night            | 8         |
| 11/18/2022 | Afterschool Art       | 2         |
| 11/21/2022 | Storytime             | 5         |
| 11/22/2022 | Storytime             | 7         |
| 11/22/2022 | Evening Storytime     | 1         |
| 11/28/2022 | Storytime             | 4         |
| 11/28/2022 | Cardmaking Workshop   | 13        |
| 11/28/2022 | Yoga                  | 6         |
| 11/29/2022 | Storytime             | 3         |
| 11/29/2022 | Evening Storytime     | 1         |
| 11/30/2022 | Book Club             | 2         |
|            |                       |           |
| 12/1/2022  | Lego Night            | 7         |

|              |                   |            |
|--------------|-------------------|------------|
| 12/2/2022    | Afterschool Art   | 2          |
| 12/2/2022    | The Dinner        | 21         |
| 12/5/2022    | Storytime         | 6          |
| 12/5/2022    | Yoga              | 7          |
| 12/6/2022    | Storytime         | 5          |
| 12/6/2022    | Evening Storytime | 2          |
| 12/8/2022    | Lego Night        | 9          |
| 12/9/2022    | Afterschool Art   | 5          |
| 12/12/2022   | Storytime         | 4          |
| 12/12/2022   | Yoga              | 13         |
| 12/13/2022   | Storytime         | 6          |
| 12/13/2022   | Evening Storytime | 3          |
| 12/15/2022   | Lego Night        | 10         |
| 12/16/2022   | Afterschool Art   | 2          |
| 12/19/2022   | Storytime         | 5          |
| 12/19/2022   | Yoga              | 14         |
| 12/20/2022   | Storytime         | 3          |
| 12/20/2022   | Evening Storytime | 3          |
| 12/22/2022   | Lego Night        | 8          |
| 12/23/2022   | Afterschool Art   | 2          |
| 12/27/2022   | Storytime         | 5          |
| 12/27/2022   | Evening Storytime | 2          |
| 12/29/2022   | Lego Night        | 8          |
| 12/30/2022   | Afterschool Art   | 2          |
| <b>TOTAL</b> |                   | <b>154</b> |

|                  |
|------------------|
| <b>NOV eCIRC</b> |
| 1,150            |

|                   |
|-------------------|
| <b>NOV VISITS</b> |
| 3,027             |

|                  |
|------------------|
| <b>DEC eCIRC</b> |
| 1,196            |

|                   |
|-------------------|
| <b>DEC VISITS</b> |
| 2,454             |

**NOVEMBER-DECEMBER IN-HOUSE CIRCULATION  
(MATERIALS CROSSING OUR DESK)**

| <b>CIRCULATION</b>            | <b>PERCENT</b> | <b>QUANTITY</b> |
|-------------------------------|----------------|-----------------|
| Adult Books                   | 42.6 %         | 1,336           |
| Adult Media                   | 22.1 %         | 692             |
| YA Books                      | 3.0 %          | 96              |
| Children & Middle Grade Books | 29.4 %         | 921             |
| Children & Middle Grade Media | 2.9 %          | 92              |
| <b>CIRCULATION TOTALS</b>     | <b>100 %</b>   | <b>3,185</b>    |

**NOVEMBER-DECEMBER COUNTY-WIDE CIRCULATION  
(OUR MATERIALS AROUND THE COUNTY)**

| <b>CIRCULATION</b>            | <b>PERCENT</b> | <b>QUANTITY</b> |
|-------------------------------|----------------|-----------------|
| Adult Books                   | 37.6 %         | 1,141           |
| Adult Media                   | 16.8 %         | 510             |
| YA Books                      | 4.3 %          | 131             |
| Children & Middle Grade Books | 37.7 %         | 1,142           |
| Children & Middle Grade Media | 3.6 %          | 110             |
| <b>CIRCULATION TOTALS</b>     | <b>100 %</b>   | <b>3,034</b>    |