

**BOROUGH OF CRAFTON
TREASURER'S REPORT
November 30, 2020**

DEMAND DEPOSITS

Balance to General Fund	135,117.22	
Total Receipts	509,566.82	
Subtotal	644,684.04	
Total Disbursements	-525,069.82	
General Fund		119,614.22
Payroll Account		5,993.40
Alcosan		13,301.98
Capital Projects Reserve Fund		140,135.44
Fire Equipment Fund		1,010.97
Road Tax Fund		102,316.73
Insurance Escrow		1.00
Med Saver		1,355.58
Crafton Celebrates		17,415.85
Planning Commission		700.00
Total Demand Deposits		401,845.17

INVESTMENTS

Pennsylvania Local Government Trust General Fund		1,377,111.74
Pennsylvania Local Government Trust Sewer Account		1,394,610.61
Pennsylvania Local Government Trust Highway Aid		98,959.67
PNC DB Trust Police Pension		5,331,509.87
PNC DB Trust Employee Pension		1,693,033.57
Total Investments		9,895,225.46

TOTAL DEMAND DEPOSITS AND INVESTMENT ACCOUNTS

10,297,070.63



Annette M. Lherbier, Treasurer

**BOROUGH OF CRAFTON
TREASURER'S REPORT
September 30, 2020**

DEMAND DEPOSITS

Balance to General Fund	502,485.63	
Total Receipts	305,463.80	
Subtotal	807,949.43	
Total Disbursements	-589,291.96	
General Fund		218,657.47
Payroll Account		5,584.20
Alcosan		3,512.33
Capital Projects Reserve Fund		199,890.36
Fire Equipment Fund		1,010.97
Road Tax Fund		945,336.19
Insurance Escrow		1.00
Med Saver		1,355.58
Crafton Celebrates		17,515.85
Planning Commission		700.00
Total Demand Deposits		1,393,563.95

INVESTMENTS

Pennsylvania Local Government Trust General Fund		1,625,150.32
Pennsylvania Local Government Trust Sewer Account		1,471,399.07
Pennsylvania Local Government Trust Highway Aid		208,756.72
PNC DB Trust Police Pension		5,042,087.12
PNC DB Trust Employee Pension		1,598,015.13
Total Investments		9,945,408.36

TOTAL DEMAND DEPOSITS AND INVESTMENT ACCOUNTS

11,338,972.31

Annette M. Lherbier, Treasurer

BOROUGH OF CRAFTON
TREASURER'S REPORT
October 31, 2020

DEMAND DEPOSITS

Balance to General Fund	218,657.47	
Total Receipts	218,142.27	
Subtotal	436,799.74	
Total Disbursements	-301,682.52	
General Fund		135,117.22
Payroll Account		5,584.20
Alcosan		3,502.48
Capital Projects Reserve Fund		240,138.01
Fire Equipment Fund		1,010.97
Road Tax Fund		668,792.72
Insurance Escrow		1.00
Med Saver		1,355.58
Crafton Celebrates		17,415.85
Planning Commission		700.00
Total Demand Deposits		1,073,618.03

INVESTMENTS

Pennsylvania Local Government Trust General Fund		1,644,046.19
Pennsylvania Local Government Trust Sewer Account		1,306,097.44
Pennsylvania Local Government Trust Highway Aid		98,958.84
PNC DB Trust Police Pension		4,947,078.90
PNC DB Trust Employee Pension		1,564,063.26
Total Investments		9,560,244.63

TOTAL DEMAND DEPOSITS AND INVESTMENT ACCOUNTS

10,633,862.66



Annette M. Lherbier, Treasurer

P:\Carissima's Public Docs\Treasurer-Annette\[Treasurer Reports 2020.xlsx]Nov TR

BOROUGH OF CRAFTON GENERAL FUND FINANCIAL REPORT

January 1, through November 30, 2020

	Jan - Nov 20	Budget	\$ Over Bu...	% of Bu...
Income				
301 · Real Estate Taxes				
301.10 · Real Estate - Current	1,399,470.60	1,449,035.00	-49,564.40	96.6%
301.20 · Real Estate - Prior Year	7,492.08	3,000.00	4,492.08	249.7%
301.30 · Road Tax (Interfund Trf)	3,457.20	0.00	3,457.20	100.0%
301.35 · Road Tax - P&I (Interfund Trf)	291.56	0.00	291.56	100.0%
301.50 · Real Estate - Delinq/Leined	46,393.72	58,000.00	-11,606.28	80.0%
Total 301 · Real Estate Taxes	1,457,105.16	1,510,035.00	-52,929.84	96.5%
310 · Act 511 Taxes				
310.10 · Real Estate Transfer Tax	96,722.49	75,000.00	21,722.49	129.0%
310.21 · EIT - Current	570,592.72	620,000.00	-49,407.28	92.0%
310.22 · EIT - Prior	236,389.74	220,000.00	16,389.74	107.4%
310.23 · EIT - Delinquent	6,514.49	15,000.00	-8,485.51	43.4%
310.31 · Mercantile - Current	99,731.90	105,000.00	-5,268.10	95.0%
310.36 · Business Priviledge - Current	49,824.56	65,000.00	-15,175.44	76.7%
310.51 · Local Service Tax - Current	45,354.60	50,000.00	-4,645.40	90.7%
Total 310 · Act 511 Taxes	1,105,130.50	1,150,000.00	-44,869.50	96.1%
319 · Penalty/Interest				
319.01 · P&I - Real Estate Tax	659.65	3,500.00	-2,840.35	18.8%
319.02 · P&I - Delinq. Real Estate Tax	20,995.74	35,000.00	-14,004.26	60.0%
319.12 · P&I - EIT	1,308.23	1,000.00	308.23	130.8%
319.122 · P&I - Delinq. EIT	684.36	3,000.00	-2,315.64	22.8%
319.13 · P&I - Mercantile	737.06	500.00	237.06	147.4%
319.15 · P&I - Local Service Tax	24.00	0.00	24.00	100.0%
319.18 · P&I - Business Priviledge	1,258.82	600.00	658.82	209.8%
Total 319 · Penalty/Interest	25,667.86	43,600.00	-17,932.14	58.9%
321 · Business Licenses & Permits				
321.61 · Soliciting Permits	190.00	800.00	-610.00	23.8%
321.75 · Mechanical Devices	0.00	4,200.00	-4,200.00	0.0%
321.80 · Cable Franchise Fees	96,289.81	112,000.00	-15,710.19	86.0%
321.90 · Business Licenses	1,800.00	2,500.00	-700.00	72.0%
Total 321 · Business Licenses & Permits	98,279.81	119,500.00	-21,220.19	82.2%
322 · Non-Business Licenses & Permits				
322.80 · Street Openings	4,848.00	11,000.00	-6,152.00	44.1%
322.81 · Street Pole Permits	100.00	100.00	0.00	100.0%
322.83 · Truck Parking Permits	420.00	300.00	120.00	140.0%
Total 322 · Non-Business Licenses & Permits	5,368.00	11,400.00	-6,032.00	47.1%
331 · Fines & Forfeits				
331.10 · Fines - Magistrate/County	28,271.22	33,000.00	-4,728.78	85.7%
331.12 · Code/Ordinance Violations	2,878.52	3,000.00	-121.48	96.0%
331.14 · M/Veh Violations/State Police	1,610.42	4,000.00	-2,389.58	40.3%
Total 331 · Fines & Forfeits	32,760.16	40,000.00	-7,239.84	81.9%
341-342 · Interest, Rents & Royalties				
341.01 · Income on Investments	7,212.04	27,000.00	-19,787.96	26.7%
342.00 · Rental Income	24,587.20	26,060.00	-1,472.80	94.3%
Total 341-342 · Interest, Rents & Royalties	31,799.24	53,060.00	-21,260.76	59.9%
354 · State Grant Proceeds				
354.15 · Act 101 Recycling Grant	5,160.02	6,000.00	-839.98	86.0%
354.20 · Miscellaneous Grants	3,124.75	0.00	3,124.75	100.0%
Total 354 · State Grant Proceeds	8,284.77	6,000.00	2,284.77	138.1%
355 · State Shared Revenues & Entitle				
355.01 · PURTA	3,119.00	3,200.00	-81.00	97.5%
355.04 · Liquor Licenses	1,000.00	1,000.00	0.00	100.0%
355.05 · Pension State Aid	137,867.33	140,000.00	-2,132.67	98.5%
355.07 · Foreign Fire Fund	28,254.32	27,000.00	1,254.32	104.6%
355.09 · Act 13 Impact Fee	953.47	1,000.00	-46.53	95.3%
Total 355 · State Shared Revenues & Entitle	171,194.12	172,200.00	-1,005.88	99.4%

BOROUGH OF CRAFTON GENERAL FUND FINANCIAL REPORT

January 1, through November 30, 2020

	Jan - Nov 20	Budget	\$ Over Bu...	% of Bu...
357 · County Shared Revenue & Grants				
357.01 · 1% Sales Tax (RAD)	208,548.96	240,000.00	-31,451.04	86.9%
Total 357 · County Shared Revenue & Grants	208,548.96	240,000.00	-31,451.04	86.9%
358 · Intergov. Contract Services				
358.10 · Police Services-Thornburg	92,822.95	101,261.00	-8,438.05	91.7%
358.11 · Fire Protection Services	7,791.74	8,500.00	-708.26	91.7%
Total 358 · Intergov. Contract Services	100,614.69	109,761.00	-9,146.31	91.7%
360-363 · Departmental Earnings				
361.33 · Permits- Zoning Use	3,950.00	4,000.00	-50.00	98.8%
361.34 · Hearing Fees-Zoning & Planning	0.00	1,500.00	-1,500.00	0.0%
362.11 · Sale of Accident Reports	1,140.00	1,600.00	-460.00	71.3%
362.141 · Crossing Guard Reimb.	17,881.03	45,000.00	-27,118.97	39.7%
362.40 · Permits- Build/Elec/Plub/Mech	14,104.74	17,000.00	-2,895.26	83.0%
362.45 · Permits- Occupancy	7,575.00	8,500.00	-925.00	89.1%
362.48 · Rental Inspection Fee	6,680.00	7,000.00	-320.00	95.4%
362.55 · Other Permits Code Enforce	1,260.00	1,000.00	260.00	126.0%
362.70 · Police Application Fees	0.00	1,000.00	-1,000.00	0.0%
362.74 · Reimburse - P/D Overtime Detail	0.00	8,000.00	-8,000.00	0.0%
362.75 · Drug Task Force OT Reimb	2,732.40	3,000.00	-267.60	91.1%
363.51 · PennDot Snow Removal	0.00	7,500.00	-7,500.00	0.0%
Total 360-363 · Departmental Earnings	55,323.17	105,100.00	-49,776.83	52.6%
364 · Sanitation - Garbage Collection				
364.30 · Current Garbage Collection Fee	484,894.57	489,555.00	-4,660.43	99.0%
364.32 · Jordan- Refuse Bill Fee	8,460.00	8,500.00	-40.00	99.5%
364.35 · Garbage Collection - Delinq.	71,751.66	65,000.00	6,751.66	110.4%
364.36 · P&I - Garbage Collection	3,168.88	4,000.00	-831.12	79.2%
364.362 · P&I - Delinq. Garbage Coll.	21,585.58	18,000.00	3,585.58	119.9%
Total 364 · Sanitation - Garbage Collection	589,860.69	585,055.00	4,805.69	100.8%
367 · Recreation Fees				
367.10 · Minature Golf Pay to Play	0.00	300.00	-300.00	0.0%
367.14 · Park Shelter Rental Fee	2,650.00	5,500.00	-2,850.00	48.2%
367.15 · Community Room Rental Fee	2,500.00	4,500.00	-2,000.00	55.6%
367.20 · Pool Passes	0.00	31,000.00	-31,000.00	0.0%
367.21 · Pool General Admission	0.00	50,000.00	-50,000.00	0.0%
367.22 · Swimming Lessons	0.00	4,500.00	-4,500.00	0.0%
367.23 · Pool/Mini Golf Rentals	0.00	5,500.00	-5,500.00	0.0%
367.24 · AquaRobics/Volleyball	0.00	450.00	-450.00	0.0%
367.25 · Chair Rentals-Locks	0.00	1,100.00	-1,100.00	0.0%
367.30 · Sale of Wood Chips/Compost	0.00	100.00	-100.00	0.0%
367.40 · Pool Concessions	0.00	25,000.00	-25,000.00	0.0%
367.50 · Senior Dinner-Fees	0.00	3,000.00	-3,000.00	0.0%
367.52 · Fundraising-Recreation	900.00	7,000.00	-6,100.00	12.9%
Total 367 · Recreation Fees	6,050.00	137,950.00	-131,900.00	4.4%
380 · Misc. Revenues				
380.01 · Refunds on Current Expenditures	5,843.00	0.00	5,843.00	100.0%
380.02 · Other	681.44	0.00	681.44	100.0%
380.03 · Insurance Dividends	55,285.92	48,000.00	7,285.92	115.2%
380.50 · Military Banner Receipts	1,180.00	1,700.00	-520.00	69.4%
Total 380 · Misc. Revenues	62,990.36	49,700.00	13,290.36	126.7%
388 · Fiduciary Funds				
388.01 · Police Pension Contribution	38,937.25	42,000.00	-3,062.75	92.7%
Total 388 · Fiduciary Funds	38,937.25	42,000.00	-3,062.75	92.7%
391 · Proceeds-Gen. Fixed Asset Dispo				
391.10 · Sale of Fixed Assets	162,745.80	0.00	162,745.80	100.0%
391.20 · Compensation of Fixed Assets	3,390.07	7,000.00	-3,609.93	48.4%
Total 391 · Proceeds-Gen. Fixed Asset Dispo	166,135.87	7,000.00	159,135.87	2,373.4%
392 · Interfund Transfers				
392.30 · Transfer from Capital Projects	29,468.78	7,469.00	21,999.78	394.5%

**BOROUGH OF CRAFTON
GENERAL FUND FINANCIAL REPORT**

January 1, through November 30, 2020

	Jan - Nov 20	Budget	\$ Over Bu...	% of Bu...
392.35 · Transfer from Highway Aid	176,959.64	174,000.00	2,959.64	101.7%
392.90 · Transfer - Unreserved Fund Bal.	0.00	145,160.00	-145,160.00	0.0%
Total 392 · Interfund Transfers	206,428.42	326,629.00	-120,200.58	63.2%
Total Income	4,370,479.03	4,708,990.00	-338,510.97	92.8%
Gross Profit	4,370,479.03	4,708,990.00	-338,510.97	92.8%
Expense				
400 · Borough Council				
400.05 · Salary - Council	7,635.87	8,400.00	-764.13	90.9%
400.24 · Council Meeting Expenses	855.58	1,000.00	-144.42	85.6%
400.42 · Subscriptions/Memberships-Boro	9,835.86	8,260.00	1,575.86	119.1%
400.46 · Meetings, Conferences & Training	9,640.56	6,000.00	3,640.56	160.7%
Total 400 · Borough Council	27,967.87	23,660.00	4,307.87	118.2%
401 · Mayor				
401.05 · Salary - Mayor	1,650.00	1,800.00	-150.00	91.7%
401.42 · Subscriptions/Memberships-Mayor	140.00	130.00	10.00	107.7%
Total 401 · Mayor	1,790.00	1,930.00	-140.00	92.7%
402 · Auditing & Financial Admin				
402.31 · Auditing - Professional Auditor	12,899.81	12,500.00	399.81	103.2%
402.45 · Payroll Contract	5,540.15	6,800.00	-1,259.85	81.5%
Total 402 · Auditing & Financial Admin	18,439.96	19,300.00	-860.04	95.5%
403 · Tax Collection				
403.11 · Salary - Property Tax Collector	440.00	480.00	-40.00	91.7%
403.35 · Bonds - Property Tax Collector	544.00	544.00	0.00	100.0%
403.46 · Jordan-Liens-Revivals-SherSales	21,637.00	12,000.00	9,637.00	180.3%
403.461 · Jordan Tax - TCF Fees	18,303.18	18,000.00	303.18	101.7%
403.462 · Jordan Tax - R/E Tax Collec Fee	7,553.70	7,500.00	53.70	100.7%
403.463 · Jordan Tax-Prior R/E Tax Fee	4,874.09	16,000.00	-11,125.91	30.5%
403.47 · Jordan Act 511 Fees	4,655.44	8,000.00	-3,344.56	58.2%
403.48 · Jordan-Act 32 SWTax District	15,114.76	15,500.00	-385.24	97.5%
403.76 · Rad Tax Payment	3,919.41	2,500.00	1,419.41	156.8%
Total 403 · Tax Collection	77,041.58	80,524.00	-3,482.42	95.7%
404 · Solicitor/Legal Services				
404.31 · Solicitor Expenses	94,463.04	50,000.00	44,463.04	188.9%
404.40 · Legal-Litigation	0.00	1,000.00	-1,000.00	0.0%
Total 404 · Solicitor/Legal Services	94,463.04	51,000.00	43,463.04	185.2%
405 · Administrative Staff				
405.10 · Salary - Manager	112,725.00	78,795.00	33,930.00	143.1%
405.11 · Salary - Treasurer	2,750.00	3,000.00	-250.00	91.7%
405.12 · Salary - Full Time Staff	78,554.74	85,696.00	-7,141.26	91.7%
405.14 · Salary - Assistant Manager	18,229.19			
405.15 · Administrative Intern	0.00	3,500.00	-3,500.00	0.0%
405.154 · Health & Accident & STD	1,406.01	1,000.00	406.01	140.6%
405.156 · Hospitalization	61,763.82	58,000.00	3,763.82	106.5%
405.161 · Social Security	15,206.02	13,000.00	2,206.02	117.0%
405.162 · Unemployment Compensation	1,448.16	1,100.00	348.16	131.7%
405.163 · FSA	668.98	1,500.00	-831.02	44.6%
405.164 · HRA	1,109.42	3,000.00	-1,890.58	37.0%
405.33 · Transportation Reimbursement	312.00	250.00	62.00	124.8%
405.35 · Bonds	951.00	1,000.00	-49.00	95.1%
405.354 · Worker's Compensation	667.62	650.00	17.62	102.7%
405.42 · Dues, Subscriptions, Membership	119.00	900.00	-781.00	13.2%
405.46 · Meetings, Conferences, Training	1,573.27	2,000.00	-426.73	78.7%
Total 405 · Administrative Staff	297,484.23	253,391.00	44,093.23	117.4%
406 · General Administration				
406.21 · Office Supplies/Postage	2,925.92	4,000.00	-1,074.08	73.1%
406.26 · Minor Equipment	696.28	1,500.00	-803.72	46.4%
406.32 · Communications	3,965.08	4,500.00	-534.92	88.1%

BOROUGH OF CRAFTON GENERAL FUND FINANCIAL REPORT

January 1, through November 30, 2020

	Jan - Nov 20	Budget	\$ Over Bu...	% of Bu...
406.34 · Advertising	4,377.80	3,500.00	877.80	125.1%
406.356 · Drug & Alcohol Testing	0.00	200.00	-200.00	0.0%
406.37 · Maint. & Repairs Equipment	60.13	2,000.00	-1,939.87	3.0%
406.38 · Equipment Rentals	9,457.02	11,000.00	-1,542.98	86.0%
406.74 · Major Equipment	95.89	3,000.00	-2,904.11	3.2%
Total 406 · General Administration	21,578.12	29,700.00	-8,121.88	72.7%
407-408 · Other Professional Services				
407.25 · Computer HW/SW Maint	317.95	400.00	-82.05	79.5%
407.32 · IT Expenses	5,816.50	12,000.00	-6,183.50	48.5%
407.42 · Subscription Service/SaaS	28,359.50	17,620.00	10,739.50	161.0%
408.31 · Engineering - General Services	79,516.83	45,000.00	34,516.83	176.7%
408.315 · Engineering - Retainer	1,200.00	1,200.00	0.00	100.0%
Total 407-408 · Other Professional Services	115,210.78	76,220.00	38,990.78	151.2%
409 · Municipal Properties				
409.21 · Maintenance Supplies	710.93	1,650.00	-939.07	43.1%
409.36 · Utilities	17,895.22	23,000.00	-5,104.78	77.8%
409.361 · Utilities - District Magistrate	4,551.92	6,500.00	-1,948.08	70.0%
409.37 · Repairs/Maintenance	12,015.69	20,000.00	-7,984.31	60.1%
409.371 · Repairs/Maint- Dist. Magistrate	1,734.88	2,000.00	-265.12	86.7%
409.45 · Contracts - Custodian/Mats	8,739.59	11,000.00	-2,260.41	79.5%
409.50 · Municipal Prop. Misc.	4,623.09	5,600.00	-976.91	82.6%
409.71 · Cap Improvements - Dist. Magist	0.00	5,000.00	-5,000.00	0.0%
409.76 · Deposit/Refunds-Community Room	2,100.00	1,700.00	400.00	123.5%
Total 409 · Municipal Properties	52,371.32	76,450.00	-24,078.68	68.5%
410 · Police Services				
410.12 · Salaries - Police Officers	668,370.89	753,100.00	-84,729.11	88.7%
410.121 · Salary - Chief	92,028.86	100,395.00	-8,366.14	91.7%
410.13 · Longevity - Police	5,250.00	5,500.00	-250.00	95.5%
410.14 · Salary - Police Secretary	31,745.40	36,500.00	-4,754.60	87.0%
410.154 · Health & Accident & STD	3,788.55	4,500.00	-711.45	84.2%
410.156 · Hospitalization	117,652.81	135,000.00	-17,347.19	87.2%
410.161 · Social Security	70,036.29	79,000.00	-8,963.71	88.7%
410.162 · Unemployment Compensation	4,931.80	5,500.00	-568.20	89.7%
410.163 · FSA	4,468.62	5,500.00	-1,031.38	81.2%
410.164 · HRA	2,581.30	6,000.00	-3,418.70	43.0%
410.18 · Wages - Crossing Guards	43,541.76	89,100.00	-45,558.24	48.9%
410.181 · Wages - Jail Guards	575.00	1,000.00	-425.00	57.5%
410.19 · O.T. Police (see 380.12 Reimb.)	21,954.67	20,000.00	1,954.67	109.8%
410.191 · Court /School - Reimb Expenses	2,095.00	3,500.00	-1,405.00	59.9%
410.192 · Court Overtime	37,936.73	50,000.00	-12,063.27	75.9%
410.193 · DANET O.T. (See 380.05 offset)	2,385.31	4,000.00	-1,614.69	59.6%
410.21 · Office Supplies/Postage	1,874.81	2,800.00	-925.19	67.0%
410.22 · Ammunition	693.36	1,500.00	-806.64	46.2%
410.23 · Uniform Allowance	7,098.15	12,550.00	-5,451.85	56.6%
410.232 · Uniform Allowance - Crossing Gu	229.55	500.00	-270.45	45.9%
410.24 · Fuel Expense	11,399.26	11,000.00	399.26	103.6%
410.25 · Maintenance Equip.-Supplies	2,512.16	2,800.00	-287.84	89.7%
410.26 · Minor Equipment	3,132.54	5,000.00	-1,867.46	62.7%
410.32 · Communications	9,606.19	10,500.00	-893.81	91.5%
410.321 · IT Expense	5,551.50	7,000.00	-1,448.50	79.3%
410.354 · Worker's Compensation	44,851.78	46,100.00	-1,248.22	97.3%
410.355 · Worker's Comp.--School Guards	1,933.36	6,300.00	-4,366.64	30.7%
410.37 · Vehicle Maintenance	5,084.28	6,500.00	-1,415.72	78.2%
410.42 · Dues Police Chief	1,025.00	1,000.00	25.00	102.5%
410.421 · Dues - Police Officers	675.00	1,000.00	-325.00	67.5%
410.45 · Animal Control	3,000.00	4,000.00	-1,000.00	75.0%
410.53 · Civil Service Commission	0.00	300.00	-300.00	0.0%
410.74 · Capital Outlay	10,501.61	90,000.00	-79,498.39	11.7%
410.75 · Training - Police Officers	3,223.70	7,000.00	-3,776.30	46.1%
410.751 · Training - Police Chief	75.00	1,000.00	-925.00	7.5%
410.76 · Computer Expense	2,692.00	6,000.00	-3,308.00	44.9%
410.77 · Video Recording Devices	0.00	8,000.00	-8,000.00	0.0%

BOROUGH OF CRAFTON GENERAL FUND FINANCIAL REPORT

January 1, through November 30, 2020

	Jan - Nov 20	Budget	\$ Over Bu...	% of Bu...
Total 410 · Police Services	1,224,502.24	1,529,445.00	-304,942.76	80.1%
411 · Fire Protection				
411.02 · Foreign Fire Relief	28,254.32	27,000.00	1,254.32	104.6%
411.22 · Operating Supplies	873.03			
411.23 · Minor Equip. Repair	5,661.17			
411.231 · Minor Equip. Purchase	20,386.36			
411.24 · Fuel, Oil	3,000.55			
411.32 · Communications	2,954.22			
411.354 · Worker's Compensation	14,222.00	17,000.00	-2,778.00	83.7%
411.37 · Vehicle Maintenance	5,065.19			
411.38 · Hydrant Rental	20,503.89	23,800.00	-3,296.11	86.2%
411.45 · Equip. Inspection & Testing	6,212.12			
411.53 · Annual Contribution	36,666.63	116,500.00	-79,833.37	31.5%
411.90 · Trf to Fire Equip Fund	37,400.00	37,400.00	0.00	100.0%
411.901 · Trf to Minor Equip. SCBA Fund	184,000.00	22,000.00	162,000.00	836.4%
Total 411 · Fire Protection	365,199.48	243,700.00	121,499.48	149.9%
413-414 · Code Enforcement & Zoning				
413.13 · Salary - Ordinance Officer	1,641.88			
413.14 · Zoning Inspections	10,190.00	9,500.00	690.00	107.3%
413.15 · Wages - Part Time Staff	19,005.65	29,000.00	-9,994.35	65.5%
413.161 · Social Security	1,579.60	2,000.00	-420.40	79.0%
413.162 · Unemployment Compensation	285.00	500.00	-215.00	57.0%
413.21 · Office Supplies	243.00	700.00	-457.00	34.7%
413.24 · Fuel	98.84	500.00	-401.16	19.8%
413.28 · Uniforms	160.75	250.00	-89.25	64.3%
413.32 · Communic/Internet - Ord. Offcr	1,894.24	2,200.00	-305.76	86.1%
413.354 · Worker's Compensation	45.61	70.00	-24.39	65.2%
413.37 · Vehicle Repairs	4,219.21	1,500.00	2,719.21	281.3%
413.45 · Demolition-Blight Props	164.96	40,000.00	-39,835.04	0.4%
413.46 · Training & Education	0.00	1,500.00	-1,500.00	0.0%
413.47 · Bldg Permit DCED	189.00	300.00	-111.00	63.0%
414.12 · Bldg Permit-Inspection Fees	10,157.52	13,500.00	-3,342.48	75.2%
414.14 · ZHB - Court Reporter/Sec'y	0.00	500.00	-500.00	0.0%
414.21 · ZHB Office-Adv-Postage	0.00	200.00	-200.00	0.0%
414.31 · ZHB Legal Services	0.00	1,200.00	-1,200.00	0.0%
414.46 · Recodify Boro Ordinances	1,195.00	4,000.00	-2,805.00	29.9%
Total 413-414 · Code Enforcement & Zoning	51,070.26	107,420.00	-56,349.74	47.5%
427 · Sanitation Contract				
427.10 · Garbage Contract	446,432.80	487,018.00	-40,585.20	91.7%
427.12 · Recycling Contract	71,337.20	77,822.00	-6,484.80	91.7%
Total 427 · Sanitation Contract	517,770.00	564,840.00	-47,070.00	91.7%
430 · Public Works Department				
430.10 · Salary - P/W Supervisor	63,035.63	78,280.00	-15,244.37	80.5%
430.14 · Salaries - Full Time Employees	303,499.04	330,000.00	-26,500.96	92.0%
430.15 · Wages - Reg. Overtime Pay	3,019.74	5,000.00	-1,980.26	60.4%
430.154 · Health & Accident & STD	2,169.00	2,600.00	-431.00	83.4%
430.156 · Hospitalization	84,879.90	100,000.00	-15,120.10	84.9%
430.16 · Wages - P/W Part Time	7,560.00	2,000.00	5,560.00	378.0%
430.161 · Social Security	30,503.72	33,200.00	-2,696.28	91.9%
430.162 · Unemployment Compensation	2,785.12	2,700.00	85.12	103.2%
430.163 · FSA	2,033.50	3,000.00	-966.50	67.8%
430.164 · HRA	3,474.92	5,000.00	-1,525.08	69.5%
430.18 · Wages - P/W Seasonal Employment	22,990.00	23,000.00	-10.00	100.0%
430.21 · Public Works - Misc. Supplies	2,900.69	2,500.00	400.69	116.0%
430.23 · Uniforms	7,051.62	6,000.00	1,051.62	117.5%
430.24 · Fuel	11,097.04	12,000.00	-902.96	92.5%
430.25 · Repairs - Maintenance	24,887.16	12,000.00	12,887.16	207.4%
430.26 · Small Tools	3,418.23	2,500.00	918.23	136.7%
430.32 · Communications	6,653.12	3,500.00	3,153.12	190.1%
430.354 · Worker's Compensation	25,184.12	27,600.00	-2,415.88	91.2%
430.356 · Drug/Alcohol Testing	56.60	500.00	-443.40	11.3%
430.36 · Utilities	4,713.11	7,000.00	-2,286.89	67.3%

BOROUGH OF CRAFTON
GENERAL FUND FINANCIAL REPORT
 January 1, through November 30, 2020

	Jan - Nov 20	Budget	\$ Over Bu...	% of Bu...
430.37 · Vehicle Repairs	21,822.09	14,000.00	7,822.09	155.9%
430.42 · Licenses, Permits and Training	357.15	800.00	-442.85	44.6%
430.74 · Equipment Purchases	3,602.16	7,000.00	-3,397.84	51.5%
432.14 · Wages - Snow Removal Overtime	2,788.37	10,000.00	-7,211.63	27.9%
432.22 · Anti-Skid Materials	14,856.65	55,000.00	-40,143.35	27.0%
433.22 · Signs & Posts	4,632.19	3,000.00	1,632.19	154.4%
433.45 · Traffic Signals Maintenance	5,582.15	2,000.00	3,582.15	279.1%
433.451 · Traffic Signals - Elect. Supply	4,835.44	6,500.00	-1,664.56	74.4%
434.45 · Street Lighting - Elect. Supply	90,436.92	85,000.00	5,436.92	106.4%
435.22 · Material - Curbing Supplies	62.36	500.00	-437.64	12.5%
435.245 · Material - Stairs and Sidewalks	483.19	4,000.00	-3,516.81	12.1%
438.22 · Material- Roads Supplies	8,687.15	10,000.00	-1,312.85	86.9%
438.38 · Rental Equipment	6,136.26	5,000.00	1,136.26	122.7%
Total 430 · Public Works Department	776,194.34	861,180.00	-84,985.66	90.1%
452-453 · Recreation				
452.14 · Wages - Pool Personnel	-20.94	73,000.00	-73,020.94	-0.0%
452.15 · Wages - Pool Concess.	0.00	12,000.00	-12,000.00	0.0%
452.161 · Social Security	0.00	7,000.00	-7,000.00	0.0%
452.162 · Unemployment Compensation	0.00	2,300.00	-2,300.00	0.0%
452.20 · Pool Lic., Pmts,Trng, Clrnc	171.00	1,500.00	-1,329.00	11.4%
452.21 · Maintenance Supplies	0.00	2,200.00	-2,200.00	0.0%
452.22 · Pool Filter- Repairs & Supplies	0.00	12,000.00	-12,000.00	0.0%
452.23 · Operating Supplies	2,090.52	4,000.00	-1,909.48	52.3%
452.25 · Pool- Repairs & Maintenance	979.75	3,000.00	-2,020.25	32.7%
452.26 · Pool Minor Equipment	0.00	2,000.00	-2,000.00	0.0%
452.27 · Computer H/W & Internet	776.59	1,000.00	-223.41	77.7%
452.32 · Communications	569.89	500.00	69.89	114.0%
452.354 · Worker's Compensation	1,645.83	5,500.00	-3,854.17	29.9%
452.36 · Utilities	2,637.86	12,800.00	-10,162.14	20.6%
452.37 · Pool & Building - Rep/Maint	0.00	3,000.00	-3,000.00	0.0%
452.371 · Concession - Rep/Maint/Eq	0.00	2,500.00	-2,500.00	0.0%
452.72 · Capital Improvements	187,420.50	5,000.00	182,420.50	3,748.4%
452.725 · Recreation Fundraising Purchase	0.00	7,000.00	-7,000.00	0.0%
453.21 · Supplies - Concession Stand	29.52	14,000.00	-13,970.48	0.2%
453.23 · Sr. Dinner (offset 367.50)	237.25	8,000.00	-7,762.75	3.0%
453.37 · Maint/Repairs - Mini Golf	27.61	300.00	-272.39	9.2%
453.49 · Rec. Activities - Expenses	408.16	700.00	-291.84	58.3%
Total 452-453 · Recreation	196,973.54	179,300.00	17,673.54	109.9%
454 · Parks				
454.25 · Maintenance Supplies	3,561.12	1,000.00	2,561.12	356.1%
454.26 · Minor Equipment	498.88	2,500.00	-2,001.12	20.0%
454.36 · Utilities	2,567.10	5,000.00	-2,432.90	51.3%
454.37 · Maintenance - Repairs Services	9,447.45	24,000.00	-14,552.55	39.4%
454.75 · Park Equip.- Cap.Improvements	15,865.02	5,000.00	10,865.02	317.3%
454.76 · Deposit/Refunds - Park Shelters	1,350.00	1,500.00	-150.00	90.0%
Total 454 · Parks	33,289.57	39,000.00	-5,710.43	85.4%
455 · Shade Trees				
455.22 · Shade Tree Operating Supplies	137.52	500.00	-362.48	27.5%
455.37 · Shade Tree Health Maintenance	64,271.25	60,000.00	4,271.25	107.1%
455.44 · Shade Tree - Arborist	0.00	1,500.00	-1,500.00	0.0%
455.45 · Tree Plantings	2,871.00	3,000.00	-129.00	95.7%
455.46 · Boro Gardens	328.32	700.00	-371.68	46.9%
Total 455 · Shade Trees	67,608.09	65,700.00	1,908.09	102.9%
456 · Libraries				
456.54 · Annual Contributions	75,166.74	82,000.00	-6,833.26	91.7%
Total 456 · Libraries	75,166.74	82,000.00	-6,833.26	91.7%
457-459 · Community Activities				
457.295 · Seasonal Decorations	15.37	650.00	-634.63	2.4%
457.50 · Military Banner Expenses	1,123.74	2,200.00	-1,076.26	51.1%
458.22 · Community Center Supplies	250.00	250.00	0.00	100.0%
459.56 · Borough Tributes	498.67	400.00	98.67	124.7%

BOROUGH OF CRAFTON GENERAL FUND FINANCIAL REPORT

January 1, through November 30, 2020

	<u>Jan - Nov 20</u>	<u>Budget</u>	<u>\$ Over Bu...</u>	<u>% of Bu...</u>
459.57 · Misc. Contributions	249.75	200.00	49.75	124.9%
Total 457-459 · Community Activities	2,137.53	3,700.00	-1,562.47	57.8%
462-463 · Community & Economic Develop				
462.22 · Newsletter-Printing/Postage	6,825.21	14,000.00	-7,174.79	48.8%
462.34 · Advertising & Promotions	2,108.92	2,000.00	108.92	105.4%
462.72 · Design & Mobility Improvements	3,162.50	60,000.00	-56,837.50	5.3%
Total 462-463 · Community & Economic Develop	12,096.63	76,000.00	-63,903.37	15.9%
471 · Debt Services - Principal				
471.35 · PNC - Heavy Equipment Lease	12,169.63	12,881.00	-711.37	94.5%
471.351 · PNC - Dump Truck Lease	20,519.65	22,422.00	-1,902.35	91.5%
Total 471 · Debt Services - Principal	32,689.28	35,303.00	-2,613.72	92.6%
472 · Debt Services - Interest				
472.35 · PNC - Heavy Equipment Lease	881.32	1,357.00	-475.68	64.9%
472.351 · PNC- Dump Truck Lease	2,834.78	3,055.00	-220.22	92.8%
Total 472 · Debt Services - Interest	3,716.10	4,412.00	-695.90	84.2%
483 · Agency And Trust				
483.01 · Police Pension Contrib.	38,937.25	42,000.00	-3,062.75	92.7%
483.10 · Police Pension Fund MMO	77,408.00	68,500.00	8,908.00	113.0%
483.30 · Employee Pension Fund MMO	108,163.00	86,915.00	21,248.00	124.4%
Total 483 · Agency And Trust	224,508.25	197,415.00	27,093.25	113.7%
486 · Insurance				
486.01 · Compreh. Liability/Property Ins	84,619.00	84,000.00	619.00	100.7%
486.03 · Drug Screening	113.20	2,000.00	-1,886.80	5.7%
486.81 · Property Loss Claims-Borough	3,400.78	10,000.00	-6,599.22	34.0%
Total 486 · Insurance	88,132.98	96,000.00	-7,867.02	91.8%
491 · Refunds of Prior Year Expenses				
491.02 · RE Tax Refund - Prior	0.00	2,000.00	-2,000.00	0.0%
491.03 · Refunds - LST	34.00	400.00	-366.00	8.5%
491.06 · Refunds - Trash Collection	0.00	300.00	-300.00	0.0%
491.50 · Service Tax Credit - R/E Refund	865.42	1,100.00	-234.58	78.7%
491.51 · Service Tax Credit - EIT Refund	774.00	1,300.00	-526.00	59.5%
Total 491 · Refunds of Prior Year Expenses	1,673.42	5,100.00	-3,426.58	32.8%
492 · Interfund Operating Transfers				
492.04 · Transfer to Celebrates Fund	0.00	6,300.00	-6,300.00	0.0%
Total 492 · Interfund Operating Transfers	0.00	6,300.00	-6,300.00	0.0%
499 · Emergency Declaration Expenses				
499.99 · COVID-19 Expenses	17,348.46			
Total 499 · Emergency Declaration Expenses	17,348.46			
Total Expense	4,396,423.81	4,708,990.00	-312,566.19	93.4%
Net Income	-25,944.78	0.00	-25,944.78	100.0%

Road Tax Fund FINANCIAL REPORT

January 1, through November 30, 2020

	<u>Jan - Nov 20</u>	<u>Budget</u>	<u>\$ Over Budget</u>	<u>% of B...</u>
Income				
301.10 Road Tax - Current	474,935.79	490,679.00	-15,743.21	96.8%
301.20 Road Tax - Prior	15,830.25	20,000.00	-4,169.75	79.2%
319.01 Road Tax Pen/Int	2,526.34	5,000.00	-2,473.66	50.5%
354.03 Green Light-Go Disburse	100,002.57			
380.01 Refund Prior Expenses	0.00	0.00	0.00	0.0%
392.31 TRF- Road Fund Reserve	0.00	465,379.00	-465,379.00	0.0%
Total Income	<u>593,294.95</u>	<u>981,058.00</u>	<u>-387,763.05</u>	<u>60.5%</u>
Gross Profit	593,294.95	981,058.00	-387,763.05	60.5%
Expense				
408.31 Engineering - Roads	46,523.50	90,000.00	-43,476.50	51.7%
408.315 Engineering - GLG	43,578.37			
421.00 Bank Fees	0.00	0.00	0.00	0.0%
433.603 GLG - Grant Expenditure	727,252.27			
437.25 Equipment Repairs	2,327.45	3,000.00	-672.55	77.6%
438.22 In-House Paving Material	2,408.57	17,000.00	-14,591.43	14.2%
438.45 Road - Contract Services	5,100.85	40,000.00	-34,899.15	12.8%
439.45 Road Paving Program	302,384.58	403,045.00	-100,660.42	75.0%
439.455 Road Program-Prior Year	176,420.87	300,000.00	-123,579.13	58.8%
491.10 Tax Refunds - Current	0.00	1,000.00	-1,000.00	0.0%
491.20 Tax Refund - Prior	0.00	1,000.00	-1,000.00	0.0%
492.30 Trf. to Capital Projects	0.00	126,013.00	-126,013.00	0.0%
Total Expense	<u>1,305,996.46</u>	<u>981,058.00</u>	<u>324,938.46</u>	<u>133.1%</u>
Net Income	<u><u>-712,701.51</u></u>	<u><u>0.00</u></u>	<u><u>-712,701.51</u></u>	<u><u>100.0%</u></u>

Sewer Fund FINANCIAL REPORT

January 1, through November 30, 2020

	<u>Jan - Nov 20</u>	<u>Budget</u>	<u>\$ Over Bu...</u>	<u>% of Bud...</u>
Income				
319 · Interest/Penalty-Jordan	15,154.13	16,000.00	-845.87	94.7%
341 · Interest on Investment-PLGIT	7,387.40	25,000.00	-17,612.60	29.5%
357.04 · GROW Grant Disbursement	0.00	94,053.00	-94,053.00	0.0%
364 · Current Sewer User Fees	1,870,865.57	2,074,000.00	-203,134.43	90.2%
364.01 · Delinquent Sewer User Fees	18,662.58	12,000.00	6,662.58	155.5%
380 · Other - Alcosan Billing Reimb.	7,339.02	7,500.00	-160.98	97.9%
382 · Misc Income	105.68			
383.10 · Sewer Tap In Fees	5,700.00			
392.08 · Trf from Sewer Fund Reserve	0.00	34,000.00	-34,000.00	0.0%
Total Income	<u>1,925,214.38</u>	<u>2,262,553.00</u>	<u>-337,338.62</u>	<u>85.1%</u>
Gross Profit				
	1,925,214.38	2,262,553.00	-337,338.62	85.1%
Expense				
408.312 · Engineering - General Projects	32,994.67	50,000.00	-17,005.33	66.0%
408.314 · Engineering - GROW Projects	372,747.54	10,000.00	362,747.54	3,727.5%
408.316 · Engineering - Consent Order	68,540.60	90,000.00	-21,459.40	76.2%
421 · Office Supplies-Postage	1,764.41	1,000.00	764.41	176.4%
425 · Maint/Rep.Materials	23,823.22	4,000.00	19,823.22	595.6%
430 · Billing Fee - PAWC/Jordan	17,514.54	25,000.00	-7,485.46	70.1%
432 · Prof. Services - Legal	1,198.43			
436 · Alocsan - Qtrly Usage Chgs	822,810.69	1,106,000.00	-283,189.31	74.4%
437 · Equipment Repairs	9,321.94	5,000.00	4,321.94	186.4%
438 · Fuel - Sweeper- Trk#108	3,770.48	5,000.00	-1,229.52	75.4%
442 · Dues - Permits	3,228.00	7,920.00	-4,692.00	40.8%
445 · Vactor charge	9,600.00	4,000.00	5,600.00	240.0%
446 · Munic. Claim Commission	8,749.05	4,000.00	4,749.05	218.7%
470.1 · Principal - Pennvest I	50,779.27	55,378.00	-4,598.73	91.7%
470.2 · Principal - Pennvest II	36,828.55	40,100.00	-3,271.45	91.8%
471.1 · Interest - Pennvest I	10,029.72	10,960.00	-930.28	91.5%
471.2 · Interest - Pennvest II	7,677.23	8,450.00	-772.77	90.9%
471.35 · Principal - PNC - ELGIN Sweeper	46,912.35	51,260.00	-4,347.65	91.5%
472.35 · Interest - PNC - ELGIN Sweeper	7,271.01	7,850.00	-578.99	92.6%
473.702 · General Project Construction	43,843.29	205,000.00	-161,156.71	21.4%
473.704 · GROW Project Construction	281,924.38	95,053.00	186,871.38	296.6%
473.706 · Consent Order - Contract Work	75,188.47	400,000.00	-324,811.53	18.8%
491 · Refunds	5,899.11	3,500.00	2,399.11	168.5%
492.18 · Transfer to Capital Projects	0.00	65,082.00	-65,082.00	0.0%
493.01 · Backflow Prevention Program	0.00	8,000.00	-8,000.00	0.0%
Total Expense	<u>1,942,416.95</u>	<u>2,262,553.00</u>	<u>-320,136.05</u>	<u>85.9%</u>
Net Income	<u><u>-17,202.57</u></u>	<u><u>0.00</u></u>	<u><u>-17,202.57</u></u>	<u><u>100.0%</u></u>

Capital Projects Reserve Fund
CAPITAL PROJECT RESERVE FUND FINANCIAL REPORT
 January 1, through November 30, 2020


	<u>Jan - Nov...</u>	<u>Budget</u>	<u>\$ Over Bud...</u>	<u>% of B...</u>
Income				
355 - State Grants				
355.08-Sewer & Water	0.00	0.00	0.00	0.0%
355.09-Facilities	0.00	0.00	0.00	0.0%
355.10-Public Safety	0.00	0.00	0.00	0.0%
355.13-Blight Remediation	0.00	0.00	0.00	0.0%
355.30-General Infrastructure	0.00	0.00	0.00	0.0%
355.31-Road & Street	0.00	704,051.00	-704,051.00	0.0%
355.54-Parks & Recreation	0.00	175,000.00	-175,000.00	0.0%
355.62-Community Development	0.00	0.00	0.00	0.0%
355.90-Other/Misc State Grants	0.00	0.00	0.00	0.0%
Total 355 - State Grants	0.00	879,051.00	-879,051.00	0.0%
357 - County & Agency Grants				
357.08-Sewer & Water	12,120.00	507,000.00	-494,880.00	2.4%
357.09-Facilities	0.00	0.00	0.00	0.0%
357.10-Public Safety	0.00	0.00	0.00	0.0%
357.13-Blight Remediation	0.00	0.00	0.00	0.0%
357.30-General Infrastructure	0.00	28,000.00	-28,000.00	0.0%
357.31-Road & Street	0.00	0.00	0.00	0.0%
357.54-Parks & Recreation	0.00	200,000.00	-200,000.00	0.0%
357.62-Community Development	0.00	0.00	0.00	0.0%
357.90-Other/Misc. Grants	125,000.00	0.00	125,000.00	100.0%
Total 357 - County & Agency Grants	137,120.00	735,000.00	-597,880.00	18.7%
392 - Interfund Transfers				
392.01-Trf from General Fund	184,000.00	0.00	184,000.00	100.0%
392.08-Trf from Sewer Fund	0.00	65,082.00	-65,082.00	0.0%
392.31-Trf from Road Fund	0.00	126,013.00	-126,013.00	0.0%
Total 392 - Interfund Transfers	184,000.00	191,095.00	-7,095.00	96.3%
393 - Reserve Transfers				
393.01-Trf from Unreserved Fund	0.00	0.00	0.00	0.0%
393.08-Trf from Sewer Reserve	0.00	102,918.00	-102,918.00	0.0%
393.18-Trf from Cap. Proj. Resv	0.00	0.00	0.00	0.0%
393.31-Trf from Road Reserve	0.00	0.00	0.00	0.0%
Total 393 - Reserve Transfers	0.00	102,918.00	-102,918.00	0.0%
399 - Other Revenues & Payments				
399.01-Miscellaneous	0.00	0.00	0.00	0.0%
399.05-Refunds	0.00	0.00	0.00	0.0%
Total 399 - Other Revenues & Payments	0.00	0.00	0.00	0.0%
Total Income	321,120.00	1,908,064.00	-1,586,944.00	16.8%
Expense				
408 - Engineering				
408.08-Sewer & Water	0.00	225,000.00	-225,000.00	0.0%
408.09-Facilities	0.00	0.00	0.00	0.0%
408.10-Public Safety	0.00	0.00	0.00	0.0%
408.13-Blight Remediation	0.00	0.00	0.00	0.0%
408.30-General Infrastructure	0.00	0.00	0.00	0.0%
408.31-Road & Street	0.00	52,000.00	-52,000.00	0.0%
408.54-Parks & Recreation	0.00	38,000.00	-38,000.00	0.0%
408.62-Community Development	0.00	0.00	0.00	0.0%
408.90-Other/Misc. Projects	0.00	0.00	0.00	0.0%
Total 408 - Engineering	0.00	315,000.00	-315,000.00	0.0%
470 - General Project Expenses				
470.08-Sewer & Water	0.00	450,000.00	-450,000.00	0.0%
470.09-Facilities	0.00	0.00	0.00	0.0%
470.10-Public Safety	286,556.00	0.00	286,556.00	100.0%
470.13-Blight Remediation	0.00	0.00	0.00	0.0%
470.30-General Infrastructure	0.00	28,000.00	-28,000.00	0.0%
470.31-Road & Street	0.00	780,064.00	-780,064.00	0.0%
470.54-Parks & Recreation	0.00	335,000.00	-335,000.00	0.0%
470.62-Community Development	0.00	0.00	0.00	0.0%

	<u>Jan - Nov...</u>	<u>Budget</u>	<u>\$ Over Bud...</u>	<u>% of B...</u>
470.90-Other/Misc. Projects	29,468.78	0.00	29,468.78	100.0%
Total 470 - General Project Expenses	316,024.78	1,593,064.00	-1,277,039.22	19.8%
Total Expense	316,024.78	1,908,064.00	-1,592,039.22	16.6%
Net Income	<u>5,095.22</u>	<u>0.00</u>	<u>5,095.22</u>	<u>100.0%</u>

Crafton Celebrates Financial Report

January 1, through November 30, 2020

	<u>Jan -...</u>	<u>Budget</u>	<u>\$ Over B...</u>	<u>% of...</u>
Income				
367.00 - Celebrates Income	300.00	34,000.00	-33,700.00	0.9%
391.01 Trf from General Fund	0.00	6,300.00	-6,300.00	0.0%
Total Income	300.00	40,300.00	-40,000.00	0.7%
Expense				
457.01 Celebrates Expense				
457.21 Misc. Expenses	289.99	200.00	89.99	*****
457.22 Marketing & Mailers	0.00	2,500.00	-2,500.00	0.0%
457.31 Celebrates Fireworks	0.00	8,000.00	-8,000.00	0.0%
457.35 Event Security	0.00	1,100.00	-1,100.00	0.0%
457.38 Attractions & Rentals	0.00	20,000.00	-20,000.00	0.0%
457.39 Entertainment-Stage	0.00	3,500.00	-3,500.00	0.0%
457.41 Booth Expenses	0.00	3,000.00	-3,000.00	0.0%
Total 457.01 Celebrates Expense	289.99	38,300.00	-38,010.01	0.8%
Total Expense	289.99	38,300.00	-38,010.01	0.8%
Net Income	<u>10.01</u>	<u>2,000.00</u>	<u>-1,989.99</u>	<u>0.5%</u>



Jordan Tax Service, Inc.

102 Rahway Road • McMurray, PA 15317-3349

(412) 835-5243 • Fax (412) 835-5244

(724) 731-2300 • Fax (724) 731-2398

www.jordantax.com

Tax & Record
Services

Municipal

Business

Individual

December 9, 2020

Borough of Crafton
Russell McKibben, Interim Manager
Municipal Building
100 Stotz Avenue
Pittsburgh, PA 15205

RE: Delinquent Earned Income & Net Profits Tax
Collection Summary Report
November, 2020

Detailed below are the Delinquent Earned Income Tax Collections remitted to the Borough for the Month of November, 2020:

PERIOD	TAX	PEN & INT	MUNICIPAL SHARE (50.00%)	
			MONTH	YEAR TO DATE
2011 and Prior	\$ 275.16	\$ 6.71	\$ 281.87	\$ 6,482.77
Add: Commissions	28.19	-	28.19	634.47
Refunds Issued	-	-	-	-
Net Collections	<u>\$ 303.35</u>	<u>\$ 6.71</u>	<u>\$ 310.06</u>	<u>\$ 7,117.24</u>

Amounts Transferred:

Date	Reference	Amount
11/30/20	Ck #2318	\$ 310.06
Total Transfers		<u>\$ 310.06</u>

We have enclosed our invoice for services.

Very truly yours,
JORDAN TAX SERVICE, INC.

WILLIAM R. LINNERT, JR.


WRLjr/hlk

CURRENT YEAR TO DATE DISTRIBUTIONS

	Resident Tax Amount	Non-Per/Int Resident Amount	Costs & Credits	Total Collections	Dist Year	Resident Tax Amount	Non-Per/Int Resident Amount	Commission	TCD	Charges & Credits	Total Distribution
Jelq Collections	1,579.85	0.00	0.00	1,821.35	2020	1,579.85	0.00	241.50	0.00	0.00	\$1,821.35
JELQ-15 Collections	21.75	0.00	0.00	47.25	2020	21.75	0.00	25.50	0.00	0.00	\$47.25
JELQ-17 Collections	4.25	0.00	0.00	4.25	2020	4.25	0.00	0.00	0.00	0.00	\$4.25
JELQ-18 Collections	123.19	0.00	0.00	123.19	2020	123.19	0.00	0.00	0.00	0.00	\$123.19
2012 Collections	172.51	0.00	0.00	185.51	2020	172.51	0.00	13.00	(3.34)	0.00	\$182.17
2013 Collections	321.38	0.00	0.00	363.22	2020	321.38	0.00	41.84	(6.52)	0.00	\$356.70
2014 Collections	(134.31)	0.00	0.00	(134.31)	2020	(134.31)	0.00	0.00	2.43	0.00	(\$131.88)
2015 Collections	584.38	0.00	0.00	822.84	2020	584.38	0.00	238.46	(14.65)	0.00	\$808.19
2016 Collections	1,768.74	0.00	0.00	2,079.18	2020	1,768.74	0.00	310.44	(37.11)	0.00	\$2,042.07
2017 Collections	961.92	(264.23)	0.00	985.65	2020	961.92	(264.23)	287.96	(31.21)	0.00	\$954.44
2017 Refunds	(596.50)	0.00	0.00	(596.50)	2020	(596.50)	0.00	0.00	0.00	0.00	(\$596.50)
2018 Collections	5,504.42	0.00	0.00	5,567.92	2020	5,504.42	0.00	63.50	(101.40)	0.00	\$5,466.52
2018 Refunds	(2,273.50)	0.00	0.00	(2,273.50)	2020	(2,273.50)	0.00	0.00	0.00	0.00	(\$2,273.50)
2019 Collections	255,411.76	1,788.80	0.00	257,274.91	2020	255,411.76	1,788.80	74.35	(4,638.16)	0.00	\$252,636.75
2019 Refunds	(30,818.50)	0.00	0.00	(30,818.50)	2020	(30,818.50)	0.00	0.00	0.00	0.00	(\$30,818.50)
2020 Collections	568,206.63	4,628.92	0.00	572,838.23	2020	568,206.63	4,628.92	2.68	(10,284.80)	0.00	\$562,553.43
Current Year To Date	800,837.97	6,153.49	1,299.23	808,290.69	2020	800,837.97	6,153.49	1,299.23	(15,114.76)	0.00	\$793,175.93

BOROUGH OF CRAFTON
Earned Income Tax Collections
 January through November 2020

	Jan - Nov...	Budget	\$ Over B...	% of B...
Income				
310 · Act 511 Taxes	570,592.72	620,000.00	-49,407.28	92.0%
310.21 · EIT - Current	236,389.74	220,000.00	16,389.74	107.4%
310.22 · EIT - Prior	806,982.46	840,000.00	-33,017.54	96.1%
Total 310 · Act 511 Taxes	1,308.23	1,000.00	308.23	130.8%
319 · Penalty/Interest	1,308.23	1,000.00	308.23	130.8%
319.12 · P&I - EIT	1,308.23	1,000.00	308.23	130.8%
Total 319 · Penalty/Interest	1,308.23	1,000.00	308.23	130.8%
Total Income	808,290.69	841,000.00	-32,709.31	96.1%
Gross Profit	808,290.69	841,000.00	-32,709.31	96.1%
Expense				
403 · Tax Collection	15,114.76	15,500.00	-385.24	97.5%
403.48 · Jordan-Act 32 SWTax District	15,114.76	15,500.00	-385.24	97.5%
Total 403 · Tax Collection	15,114.76	15,500.00	-385.24	97.5%
Total Expense	15,114.76	15,500.00	-385.24	97.5%
Net Income	793,175.93	825,500.00	-32,324.07	96.1%



Jordan Tax Service, Inc.

102 Rahway Road • McMurray, PA 15317-3349

(412) 835-5243 • Fax (412) 835-5244

(724) 731-2300 • Fax (724) 731-2398

www.jordantax.com

Tax & Record
Services

Municipal

Business

Individual

December 9, 2020

Borough of Crafton
Russell McKibben, Interim Manager
Municipal Building
100 Stotz Avenue
Pittsburgh, PA 15205

RE: Local Services Tax Collections
Collection Summary Report
November, 2020

Detailed below are the Local Services Tax Collections remitted to the Borough for the Collection Period of November 1, 2020 through November 30, 2020:

<u>PERIOD</u>	<u>TAX</u>	<u>PEN & INT</u>	<u>TOTAL COLLECTIONS</u>	<u>YEAR TO DATE</u>
2018 and Prior	\$ -	\$ -	\$ -	\$ 68.00
2019	-	-	-	11,561.11
2020	9,358.04	-	9,358.04	33,749.49
Total Collections	9,358.04	-	9,358.04	45,378.60
Refunds Issued	-	-	-	(34.00)
	<u>\$ 9,358.04</u>	<u>\$ -</u>	<u>\$ 9,358.04</u>	<u>\$ 45,344.60</u>
Net Collections			<u>\$ 9,358.04</u>	<u>\$ 45,344.60</u>

Amounts Remitted:

<u>Date</u>	<u>Batch #</u>	<u>Amount</u>
11/02/20	27	\$ 974.31
11/02/20	28	1,324.67
11/05/20	29	1,222.14
11/06/20	NSF (Sakai)	(60.00)
11/12/20	30	1,662.15
11/16/20	31	616.81
11/19/20	32	1,839.08
11/19/20	33	1,778.88


Total Deposited

\$ 9,358.04

We have enclosed our invoice for services.

Very truly yours,
JORDAN TAX SERVICE, INC.

WILLIAM R. LINNERT, JR.



Jordan Tax Service, Inc.

102 Rahway Road • McMurray, PA 15317-3349

(412) 835-5243 • Fax (412) 835-5244

(724) 731-2300 • Fax (724) 731-2398

www.jordantax.com

Tax & Record
Services

Municipal

Business

Individual

December 9, 2020

Borough of Crafton
Russell McKibben, Interim Manager
Municipal Building
100 Stotz Avenue
Pittsburgh, PA 15205

RE: Business Privilege Tax
Collection Summary Report
November, 2020

Detailed below are the Business Privilege Tax Collections remitted to the Borough for the Collection Period of November 1, 2020 through November 30, 2020:

<u>PERIOD</u>	<u>TAX</u>	<u>LICENSE</u>	<u>PEN & INT</u>	<u>TOTAL COLLECTIONS</u>	<u>YEAR TO DATE</u>
2018 and Prior	\$ -	\$ -	\$ -	\$ -	\$ -
2019	37.54	-	-	37.54	1,381.91
2020	93.38	17.74	-	111.12	51,501.47
Total Collections	130.92	17.74	-	148.66	52,883.38
Refunds Issued	-	-	-	-	-
	<u>\$ 130.92</u>	<u>\$ 17.74</u>	<u>\$ -</u>	<u>\$ 148.66</u>	<u>\$ 52,883.38</u>
Net Collections				<u>\$ 148.66</u>	<u>\$ 52,883.38</u>

Amounts Deposited:


<u>Date</u>	<u>Batch #</u>	<u>Amount</u>
11/17/20	49/35	\$ 148.66
Total Deposited		<u>\$ 148.66</u>

We have enclosed our invoice for services.

Very truly yours,
JORDAN TAX SERVICE, INC.

WILLIAM R. LINNERT, JR.

WRLjr/hlk



Jordan Tax Service, Inc.

102 Rahway Road • McMurray, PA 15317-3349

(412) 835-5243 • Fax (412) 835-5244

(724) 731-2300 • Fax (724) 731-2398

www.jordantax.com

Tax & Record
Services

Municipal

Business

Individual

December 9, 2020

Borough of Crafton
Russell McKibben, Interim Manager
Municipal Building
100 Stotz Avenue
Pittsburgh, PA 15205

RE: Mercantile Tax
Collection Summary Report
November, 2020

Detailed below are the Mercantile Tax Collections remitted to the Borough for the Collection Period of November 1, 2020 through November 30, 2020:

<u>PERIOD</u>	<u>TAX</u>	<u>PEN & INT</u>	<u>TOTAL COLLECTIONS</u>	<u>YEAR TO DATE</u>
2018 and Prior	\$ -	\$ -	\$ -	\$ -
2019	71.38	-	71.38	25,478.44
2020	20,789.51	-	20,789.51	74,990.52
	<u>\$ 20,860.89</u>	<u>\$ -</u>	<u>\$ 20,860.89</u>	<u>\$ 100,468.96</u>
Total Collections			<u>\$ 20,860.89</u>	<u>\$ 100,468.96</u>

Amounts Deposited:


<u>Date</u>	<u>Batch #</u>	<u>Amount</u>
11/12/20	21	\$ 5,560.99
11/17/20	31/22	10,588.56
11/19/20	23	2,900.63
11/23/20	24	1,810.71

Total Deposited \$ 20,860.89

We have enclosed our invoice for services.

Very truly yours,
JORDAN TAX SERVICE, INC.

WILLIAM R. LINNERT, JR.



Jordan Tax Service, Inc.

102 Rahway Road • McMurray, PA 15317-3349

(412) 835-5243 • Fax (412) 835-5244

(724) 731-2300 • Fax (724) 731-2398

www.jordantax.com

Tax & Record
Services

Municipal

Business

Individual

December 9, 2020

Borough of Crafton
Russell McKibben, Interim Manager
Municipal Building
100 Stotz Avenue
Pittsburgh, PA 15205

RE: Trash Removal
Collection Summary Report
November, 2020

Detailed below are the 2020 Trash Removal Collections remitted to the Borough for the Month of November, 2020:

	<u>BILLING FEE</u>	<u>GARBAGE</u>	<u>TOTAL CURRENT PERIOD</u>	<u>YEAR TO DATE</u>
FACE TAX	\$ 25.00	\$ 1,922.50	\$ 1,947.50	\$ 507,596.72
Less: Discount	-	-	-	(18,579.71)
Plus: Penalty	-	129.39	129.39	3,474.33
Total Collections	\$ 25.00	\$ 2,051.89	\$ 2,076.89	\$ 492,491.34


Amounts Deposited:

<u>Date</u>	<u>Batch #</u>	<u>Amount</u>
11/18/20	37	\$ 2,076.89
		-
Total		2,076.89
Less: Refunds		-
Total Deposits		\$ 2,076.89

	<u>BILLING</u>	<u>GARBAGE</u>	<u>YEAR-TO-DATE</u>
FACE BALANCE 02/01/2020	\$ 9,875.00	\$ 584,325.00	\$ 594,200.00
Add: Additions	-	-	-
Less: Deletions	-	-	-
ADJUSTED FACE BALANCE	9,875.00	584,325.00	594,200.00
Less: Total Collections	(8,510.00)	(499,086.72)	(507,596.72)
Less: Turned Over to Delinquent	-	-	-
FACE BALANCE 11/30/2020	\$ 1,365.00	\$ 85,238.28	\$ 86,603.28

Very truly yours,
JORDAN TAX SERVICE, INC.

WILLIAM R. LINNERT, JR.



Jordan Tax Service, Inc.

102 Rahway Road • McMurray, PA 15317-3349

(412) 835-5243 • Fax (412) 835-5244

(724) 731-2300 • Fax (724) 731-2398

www.jordantax.com

Tax & Record
Services

Municipal

Business

Individual

December 9, 2020

Borough of Crafton
Russell McKibben, Interim Manager
Municipal Building
100 Stotz Avenue
Pittsburgh, PA 15205

RE: Real Estate Taxes
Collection Summary Report
November, 2020

Detailed below are the 2020 Real Estate Tax Collections deposited to the Borough account for the Month of November, 2020:

	CURRENT PERIOD			YEAR TO DATE
	REAL ESTATE	ROAD	TOTAL	
FACE TAX	\$ 2,151.91	\$ 728.69	\$ 2,880.60	\$ 1,912,490.09
Less: Discount	-	-	-	(35,861.61)
Plus: Penalty	2.41	-	2.41	641.57
Total Collections	<u>\$ 2,154.32</u>	<u>\$ 728.69</u>	<u>\$ 2,883.01</u>	<u>\$ 1,877,270.05</u>

Amounts Deposited:

Date	Batch #	Amount
11/09/20	39	\$ 2,316.80
11/18/20	40	566.21
Total Deposits		2,883.01
Less: Refunds:		-
Net Collections		<u>\$ 2,883.01</u>

	2019	2019	2020	2020	TOTAL
	REAL ESTATE	ROAD	REAL ESTATE	ROAD	
FACE BALANCE 3/1/2020	\$ 6,733.12	\$ 2,280.14	\$ -	\$ -	\$ 9,013.26
Add: Billing 3/1/2020	-	-	1,538,515.33	520,978.16	2,059,493.49
Add: Additions	-	-	-	-	-
Less: Exonerations	-	-	-	-	-
ADJUSTED FACE BALANCE	6,733.12	2,280.14	1,538,515.33	520,978.16	2,068,506.75
Less: Total Collections	(784.71)	(265.85)	(1,426,070.66)	(485,368.87)	(1,912,490.09)
Less: Turned Over to Delinquent	-	-	-	-	-
FACE BALANCE 11/30/2020	<u>\$ 5,948.41</u>	<u>\$ 2,014.29</u>	<u>\$ 112,444.67</u>	<u>\$ 35,609.29</u>	<u>\$ 156,016.66</u>

Very truly yours,
JORDAN TAX SERVICE, INC.

WILLIAM R. LINNERT, JR.

JORDAN TAX SERVICE, INC.
102 RAHWAY ROAD
MCMURRAY, PA 15317-3349
(724) 731-2300

November 23, 2020

Borough of Crafton
 Russell McKibben, Interim Manager
 Municipal Building
 100 Stotz Avenue
 Pittsburgh, PA 15205

Gentlemen:

We are forwarding herewith counterfoils for delinquent taxes and municipal claims collected and satisfied since date of our last report. We are also forwarding deposit slips as summarized below and the Prothonotary's receipts for satisfaction costs advanced by our office.

DELINQUENT TAXES:

Receipts: #13928-13940

	Face Tax	Penalty	Interest	Costs	TOTAL
Prior 2019	709.33	30.63	275.73	49.05	1,064.74
2019	159.04	-	-	79.05	238.09
Commission Collected					65.16

MUNICIPAL CLAIMS: "Trash"

Receipts: #2349-2354

	Face Tax	Penalty	Interest	Costs	Comm	TOTAL
Commission Collected	918.09	87.18	-	24.00	-	1,029.27
						51.46

MUNICIPAL CLAIMS: "Trash"

Receipts: #4385-4388, 4396-4397, 4399, 4402

	Face Tax	Penalty	Interest	Costs	Comm	TOTAL
Commission Collected	1,272.05	32.75	54.58	145.00	-	1,504.38
						93.40

MUNICIPAL CLAIMS: "Sewage"

Receipts: #4380-4384, 4389-4395, 4398, 4400-4401

	Face Tax	Penalty	Interest	Costs	Comm	TOTAL
Commission Collected	5,715.98	188.55	215.50	435.00	-	6,555.03
						345.55

Total Collections, Taxes and Claims:

Taxes	\$	1,367.99	Ck. #1475	\$	10,947.08
Trash	\$	2,678.51	Ck. #1476		
Sewage	\$	6,900.58	Ck. #1477		

Deposits Per Enclosed Receipts:


DATE	AMOUNT	DATE	AMOUNT	DATE	AMOUNT
10/05/20	931.20	10/06/20	4,800.60	10/29/20	215.00
10/05/20	951.99	10/16/20	50.00	10/29/20	1,079.70
10/06/20	100.00	10/19/20	51.00	10/30/20	370.80
10/06/20	149.53	10/19/20	2,247.26		

Total Deposits

10,947.08

*Partial Payments Not Yet Applied - \$2,438.70

JORDAN TAX SERVICE, INC.


 William R. Linnert, Jr.

JORDAN TAX SERVICE, INC.
102 RAHWAY ROAD
MCMURRAY, PA 15317-3349
(724) 731-2300

December 14, 2020

Borough of Crafton
 Attn: Manager
 Municipal Building
 100 Stotz Avenue
 Pittsburgh, PA 15205

Gentlemen:

We are forwarding herewith counterfoils for delinquent taxes and municipal claims collected and satisfied since date of our last report. We are also forwarding deposit slips as summarized below and the Prothonotary's receipts for satisfaction costs advanced by our office.

DELINQUENT TAXES:

Receipts: #13941-13943

	Face Tax	Penalty	Interest	Costs	TOTAL
Prior 2019	355.59	21.14	102.70	65.50	544.93
2019	106.18	44.02	7.34	66.00	223.54
Commission Collected					38.41

Total Collections, Taxes and Claims:

Ck. #1478

\$ 806.88

Deposits Per Enclosed Receipts:

DATE	AMOUNT	DATE	AMOUNT	DATE	AMOUNT
11/16/20	176.50	11/25/20	630.38		

Total Deposits

806.88

JORDAN TAX SERVICE, INC.



 William R. Linnert, Jr.

**BOROUGH OF CRAFTON
POLICE DEPARTMENT**

MARK A. SUMPTER
CHIEF OF POLICE

100 STOTZ AVENUE
CRAFTON, PENNSYLVANIA 15205

JAMES G. BLOOM
MAYOR



December 24, 2020

Crafton Police responded to 153 complaints during the month of November 2020.

The following 3 pages attached show a printout of the calls answered by Crafton Police.

Paid parking tags paid at the window – \$20.00

Copies of Police Reports – \$150.00

No solicitor permits were issued for the month of November

Three (3) truck permits were issued for the month of November - \$30.00

Fines collected by the Magistrate and paid to the borough for November - \$1,642.12

There were 15 citations issued, 13 citation warnings, 2 parking tags, 0 AccuTrak - total 30

Crafton Borough had 3 narcotic related calls for the month of November 2020.

Naloxone (Narcan) was used 2 times by EMS, 3 times by Crafton Police and 1 time by a family member.

Mileage on Police Cars:

Unit # 11-1 - 2,311 miles ending at 21,680

Unit # 11-2 - 2,481 miles ending at 26,781

Unit # 11-3 - 226 miles ending at 67,396

Respectfully submitted,

Barbara H. Berkhouse

Barbara H. Berkhouse
Police Secretary

Calls for Service - by Keyword

CRAFTON BOROUGH



Incidents Reported Between 11/01/2020 and 11/30/2020

Code	Description	Primary Count	Secondary UCR Count		
			Code 2	Code 3	Code 4
ACCIDENT M					
3100	MOTOR VEHICLE ACCIDENTS	3			
6004	TRAFFIC ACC. INVOLVING PROPERTY DAMAGE	1			
6008	ACCIDENT INVOLVING NONINJURY	1			
		<u>5</u>			
ALARM					
3810	SERVICE CALL-ALARMS-UNFOUNDED-EXCPT FIRE	7			
3840	FIRES (INCLUDING ALARMS-FOUNDED/UNFOUND)	2			
		<u>9</u>			
ANIMAL					
3805	SERVICE CALL-ANIMAL	1			
5506	ANIMAL COMPLAINTS - STRAY ANIMALS	1			ANIMAL CONTROL CONTACTED / DOG
5510	ANIMAL COMPLAINTS - OTHER	1			
		<u>3</u>			
ASSIST AGY					
3830	SERVICE CALL-ASSIST OTHER AGENCY	1			
ASSIST FIR					
7502	ASSIST OTHER AGENCIES - FIRE DEPT.	1			
ASSIST OTH					
7014	PUBLIC SERVICE - OTHERS (OFFICER ASSIST)	2			
ASSIST POL					
7504	ASSIST OTHER AGENCIES - OTHER POLICE	1			
CHECK WELF					
3801	SERVICE CALL-CHECK WELFARE	11			
CRIM MISCH					
1410	CRIMINAL MISCHIEF TO AUTOMOBILES	1			
DISORDERLY					
2400	DISORDERLY CONDUCT	1			
2440	DISORDERLY CONDUCT-DISTURBING THE PEACE	1			
		<u>2</u>			
DISTURBANC					
3610	DISTURBANCES-NOISE	6			
3620	DISTURBANCES-OTHER (FIGHTS,DISPUTES,ETC)	16			
		<u>22</u>			
DOA					
3320	DOA	5			
DOMESTIC					
3600	DISTURBANCES-DOMESTIC	11			

Calls for Service - by Keyword

CRAFTON BOROUGH

Incidents Reported Between 11/01/2020 and 11/30/2020



Code	Description	Primary Count	Secondary UCR Count		
			Code 2	Code 3	Code 4
DUI					
2112	DRIVE UNDER INFLUENCE-ALCOHOL-IMPAIRED	1			
DUMPING					
2831	TWP ORD-DUMPING	1			
FAMILY					
2902	FAMILY-CHILD WELFARE	2			
FOUND ARTI					
5004	LOST & FOUND - FOUND ARTICLES	1			
FRAUD					
1100	FRAUD	2			
GAS LEAK					
4012	NON-CRIMINAL - GAS LEAKS & EXPLOSIONS	1			
HARASSMENT					
2450	HARASSMENT	7			
HAZARDOUS					
3850	HAZARDOUS CONDITIONS	2			
HIT AND RU					
8519	HIT AND RUN ACCIDENT	1			
MEDICAL					
3870	MEDICAL EMERGENCY	6			
7008	PUBLIC SERVICES - MEDICAL ASSISTANCE	4			
		10			
MENTAL					
3400	MENTAL HEALTH	3			
MISSING PE					
5012	LOST & FOUND - MISSING JUVENILE MALE	1			
PFA					
2647	ALL OTHERS - PROTECTIVE ORDERS	2			
PROPERTY					
2910	LOST/MISSING PROPERTY	1			
RUNAWAY					
2912	RUNAWAY-INCORRIGIBLE-FEMALE (JUVENILE)	1			

Calls for Service - by Keyword

CRAFTON BOROUGH



Incidents Reported Between 11/01/2020 and 11/30/2020

Code	Description	Primary Count	Secondary UCR Count		
			Code 2	Code 3	Code 4
SOLICITING					
2800	TWP ORD-SOLICITING	1			
SUSP AUTO					
4020	NON-CRIMINAL - SUSPICIOUS AUTO	1			
SUSPICIOUS					
3500	SUSPICIOUS PERSONS,AUTOS,CIRCUMSTANCES	15			
SVC CALL					
3800	SERVICE CALL-MISCELLANEOUS	6			
THEFT					
0617	THEFT-\$200 & OVER-FROM BUILDINGS	1			
0623	THEFT-\$50 TO \$200-RETAIL THEFT	1			
0629	THEFT-\$50 TO \$200-ALL OTHER	1			
0633	THEFT-UNDER \$50-RETAIL THEFT	5			
0643	THEFT-ATTEMPTED-RETAIL THEFT	2			
		10			
THEFT MV					
0710	MOTOR VEHICLE THEFT-AUTO	1			
TRAF CIT					
CITT	TRAFFIC CITATION	✓			
TRAFFIC					
3900	TRAFFIC & PARKING PROBLEMS	8			
WARRANT					
WARR	WARRANT	1			
		Total Calls			
			160		
			7		
			153		

NORTHWEST EMS

366 HELEN STREET
MCKEES ROCKS PA 15136
412-331-2600 DISPATCH
412-331-3133 FAX



Crafton Borough Report November 2020

Total Run Numbers:

- Total Emergency and Non-Emergency 911 Responses: **62**
Average Response Time (E0-E4): **5 min. 15 sec.**
- Total Emergency 911 Response: **53**
Average Response Time (E0-E3): **5 min. 49 sec.**
- Total Highest Priority Response: **20**
Average Response Time (E0-E1): **5 min. 10 sec.**

Response Times by Category and NFPA Compliance:

- E0 Response: **8**
Average Response Time: **5 min. 15 sec.**
NFPA Compliance: **100%**
- E1 Response: **12**
Average Response Time: **5 min. 07 sec.**
NFPA Compliance: **100%**
- E0 + E1 Response: **20**
Average Response Time: **5 min. 10 sec.**
NFPA Compliance: **100%**
- E2 Response: **21**
Average Response Time: **5 min. 49 sec.**
- E3 Response: **12**
Average Response Time: **6 min. 55 sec.**
- E4 Response: **9**
Average Response Time: **6 min. 50 sec.**

Standbys:

- Scott Township EMS (Station 740) Standby Request: **0**
Calls Given to Station 740 in Crafton: **2**
- Ingram EMS (Station 760) Standby Request: **0**
Calls Given to Station 760 in Crafton: **0**
- Robinson EMS (Station 810) Standby Request: **0**
Calls Given to Station 810 in Crafton: **0**

- NorthWest EMS Requested for Mutual Aide:
Calls Taken for Station 810: **1**
Calls Taken for Station 760: **30**
Calls Taken for Station 740: **1**
Calls Taken for Station 815: **1**

Submitted by: Brandon Rowland 412-331-2600 Browland@northwestems.net

Date Enroute	Response Code	Dispatch Time	On Scene Time	Response Time	Ref. Address Line 1 and Line 2	Unit	Outcome
11/2/2020	E4	08:26:35	08:32:11	00:05:36	111 W STEUBEN ST	1914	No Patient Found
11/3/2020	E4	08:08:03	08:14:25	00:06:22	406 MAXWELL ST	1914	Lift Assist, No Patient Transported
11/3/2020	E2	16:49:32	16:59:17	00:09:45	73 W STEUBEN ST	1914	WPIC
11/4/2020	E2	08:07:10	08:11:55	00:04:45	25 FOSTER AVE	1902	Mercy
11/6/2020	E2	06:33:29	06:39:00	00:05:31	38 NORMA ST	1902	Heritage Valley - Kennedy
11/6/2020	E2	11:22:58	11:25:26	00:02:28	30 DUNCAN AVE	Squad 1950	Refused
11/7/2020	E2	07:53:25	07:56:55	00:03:30	1215 FOSTER AVE	1903	Mercy
11/7/2020	E1	11:13:58	11:18:39	00:04:41	90 DUNCAN AVE	1903	Mercy
11/7/2020	E1	16:03:27	16:09:40	00:06:13	1215 FOSTER AVE	1903	Mercy
11/7/2020	E1	17:39:58	17:44:22	00:04:24	406 MAXWELL ST	1903	Presby
11/7/2020	E4	18:42:42	18:55:33	00:12:51	1215 FOSTER AVE	1907	Refused
11/8/2020	E2	08:50:19	08:53:22	00:03:03	104 W STEUBEN ST	1903	VA - Oakland
11/8/2020	E3	18:03:14	18:07:25	00:04:11	1215 FOSTER AVE	1903	Refused
11/8/2020	E3	21:43:10	21:44:33	00:01:23	100 STOTZ AVE	1903	No Patient Found
11/9/2020	E3	13:21:19	13:25:52	00:04:33	1215 FOSTER AVE	1903	St. Clair
11/9/2020	E1	21:12:03	21:18:42	00:06:39	1215 FOSTER AVE	1903	Mercy
11/10/2020	E2	18:49:21	18:52:13	00:02:52	84 BELVIDERE ST	1903	AGH
11/10/2020	E1	20:26:07	20:30:09	00:04:02	34 UNDERHILL ST	1903	Refused
11/11/2020	E3	01:14:28	01:25:40	00:11:12	73 N LINWOOD AVE	1907	St. Clair
11/11/2020	E1	14:03:16	14:08:14	00:04:58	1215 FOSTER AVE	1914	Presby
11/11/2020	E1	21:01:39	21:06:47	00:05:08	5 CROSS ST	1914	AGH
11/12/2020	E1	07:41:40	07:49:23	00:07:43	50 W CRAFTON AVE	1909	St. Clair
11/12/2020	E2	14:17:29	14:24:17	00:06:48	1215 FOSTER AVE	1902	St. Clair
11/13/2020	E0	11:23:30	11:31:06	00:07:36	1 WALSH RD	1915	AGH
11/13/2020	E4	13:10:39	13:13:05	00:02:26	11 THOMAS ST	1914	Lift Assist, No Patient Transported
11/13/2020	E2	13:33:06	13:34:13	00:01:07	25 E CRAFTON AVE	1914	False Call
11/13/2020	E2	15:29:08	15:39:46	00:10:38	178 S LINWOOD AVE	1902	Dead at Scene
11/14/2020	E2	17:04:47	17:10:56	00:06:09	1215 FOSTER AVE	1915	Mercy
11/16/2020	E2	14:05:16	14:08:43	00:03:27	25 E CRAFTON AVE	1914	No Patient Found
11/17/2020	E3	16:47:40	16:50:21	00:02:41	620 BROADHEAD AVE	1914	Heritage Valley - Kennedy
11/18/2020	E3	01:30:46	01:33:49	00:03:03	25 E CRAFTON AVE	1914	St. Clair
11/18/2020	E0	13:21:07	13:25:43	00:04:36	93 STERRETT ST	1914	AGH
11/18/2020	E1	17:29:49	17:34:48	00:04:59	1215 FOSTER AVE	1914	AGH

11/18/2020	E2	18:55:47	19:00:29	00:04:42	1998 CRAFTON BLVD	1914	AGH
11/19/2020	E0	08:45:54	08:53:11	00:07:17	1215 FOSTER AVE	1914	St. Clair
11/19/2020	E0	15:18:12	15:23:07	00:04:55	134 NOBLE AVE	1901	Heritage Valley - Kennedy
11/19/2020	E0	16:02:30	16:02:30	00:00:00	134 NOBLE AVE	1907	Heritage Valley - Kennedy
11/19/2020	E1	20:46:03	20:47:29	00:01:26	1215 FOSTER AVE	1914	Mercy
11/20/2020	E3	00:05:01	00:05:27	00:00:26	100 STOTZ AVE	1914	Heritage Valley - Kennedy
11/20/2020	E2	08:52:52	08:56:53	00:04:01	26 MARION ST	1914	No Treatment Required
11/20/2020	E2	10:10:09	10:18:33	00:08:24	26 MARION ST	1907	Magee
11/20/2020	E0	16:39:33	16:47:23	00:07:50	47 WALSH RD	1907	AGH
11/21/2020	E2	15:38:53	15:44:23	00:05:30	1215 FOSTER AVE	1905	Refused
11/22/2020	E3	09:04:44	09:23:54	00:19:10	2204 CRAFTON BLVD	1907	AGH
11/22/2020	E1	20:05:32	20:11:44	00:06:12	29 MARION ST	1914	Mercy
11/23/2020	E4	09:35:56	09:42:23	00:06:27	61 WOODLAWN AVE	1914	No Patient Found
11/24/2020	E2	01:12:21	01:20:32	00:08:11	104 W STEUBEN ST	1914	VA - Oakland
11/24/2020	E3	22:53:46	22:56:13	00:02:27	25 E CRAFTON AVE	1914	AGH
11/25/2020	E0	04:51:02	04:54:26	00:03:24	273 NOBLE AVE	1914	Dead at Scene
11/25/2020	E2	09:29:11	09:38:31	00:09:20	164 FOUNTAIN ST	199	Dead at Scene
11/25/2020	E1	10:39:10	10:44:12	00:05:02	1556 BARR AVE	1914	Heritage Valley - Kennedy
11/25/2020	E4	15:38:49	15:42:37	00:03:48	5 DAKOTA ST	1914	Lift Assist, No Patient Transported
11/25/2020	E2	16:12:29	16:26:35	00:14:06	44 LINCOLN AVE	1902	AGH
11/26/2020	E4	14:18:47	14:29:00	00:10:13	11 THOMAS ST	1901	Refused
11/26/2020	E2	20:45:12	20:51:02	00:05:50	18 EMERSON AVE	1914	Dead at Scene
11/27/2020	E3	19:34:40	19:43:53	00:09:13	87 W STEUBEN ST	1907	Heritage Valley - Kennedy
11/28/2020	E3	14:07:33	14:23:48	00:16:15	426 MUELLER AVE	1905	AGH
11/29/2020	E2	08:10:48	08:12:50	00:02:02	113 NOBLE AVE	1914	Heritage Valley - Kennedy
11/29/2020	E0	11:36:38	11:42:57	00:06:19	1215 FOSTER AVE	1914	AGH
11/29/2020	E4	21:42:32	21:45:46	00:03:14	11 THOMAS ST	1914	Lift Assist, No Patient Transported
11/30/2020	E3	21:42:02	21:50:27	00:08:25	25 E CRAFTON AVE	1915	St. Clair
11/30/2020	E4	21:53:47	22:04:20	00:10:33	11 THOMAS ST	1901	Heritage Valley - Kennedy

8	E0	00:05:15	
12	E1	00:05:07	00:05:10
21	E2	00:05:49	00:05:30
12	E3	00:06:55	00:05:49
9	E4	00:06:50	00:05:58

62

Total Calls

E0	00:07:36	E2	00:02:28	E3	00:09:13
E0	00:04:36	E2	00:03:30	E3	00:16:15
E0	00:07:17	E2	00:03:03	E3	00:08:25
E0	00:04:55	E2	00:02:52	E4	00:12:51
E0	00:00:00	E2	00:06:48	E4	00:05:36
E0	00:07:50	E2	00:01:07	E4	00:06:22
E0	00:03:24	E2	00:10:38	E4	0:02:26
E0	00:06:19	E2	00:06:09	E4	0:06:27
E1	00:04:41	E2	00:03:27	E4	0:03:48
E1	00:06:13	E2	00:04:42	E4	0:10:13
E1	00:04:24	E2	00:04:01	E4	0:03:14
E1	00:06:39	E2	00:08:24	E4	0:10:33
E1	00:04:02	E2	00:05:30		
E1	00:04:58	E2	00:08:11		
E1	00:05:08	E2	00:05:50		
E1	00:07:43	E2	00:02:02		
E1	00:04:59	E3	00:04:11		
E1	00:01:26	E3	00:01:23		
E1	00:06:12	E3	00:04:33		
E1	00:05:02	E3	00:11:12		
E2	00:09:20	E3	00:02:41		
E2	00:14:06	E3	00:03:03		
E2	00:09:45	E3	00:00:26		
E2	00:04:45	E3	00:19:10		
E2	00:05:31	E3	00:02:27		

Building Inspection Report

November 2020

November Reports Received

(Attached)

Building Inspection Underwriters	✓
Allegheny County R/E Transfer	✓

Certificates & Permits Issued

November 2020

Rental Inspection Certificates Issued	11
Zoning Use/Occupancy Certificates Issued	9
Building/Zoning Permits Issued	3