

BOROUGH OF CRAFTON
GENERAL FUND FINANCIAL REPORT
 January through December 2021

	Jan - Dec 21	Budget	\$ Over Bu...	% of Bu...
Income				
301 · Real Estate Taxes				
301.10 · Real Estate - Current	1,582,623.39	1,650,000.00	-67,376.61	95.9%
301.20 · Real Estate - Prior Year	31,547.81	8,500.00	23,047.81	371.2%
301.50 · Real Estate - Delinq/Leined	78,138.20	65,000.00	13,138.20	120.2%
Total 301 · Real Estate Taxes	1,692,309.40	1,723,500.00	-31,190.60	98.2%
310 · Act 511 Taxes				
310.10 · Real Estate Transfer Tax	130,222.78	110,000.00	20,222.78	118.4%
310.21 · EIT - Current	557,938.65	595,000.00	-37,061.35	93.8%
310.22 · EIT - Prior	280,405.79	235,000.00	45,405.79	119.3%
310.23 · EIT - Delinquent	4,957.36	15,000.00	-10,042.64	33.0%
310.31 · Mercantile - Current	112,694.05	75,000.00	37,694.05	150.3%
310.36 · Business Priviledge - Current	70,428.75	60,000.00	10,428.75	117.4%
310.51 · Local Service Tax - Current	49,054.96	45,000.00	4,054.96	109.0%
Total 310 · Act 511 Taxes	1,205,702.34	1,135,000.00	70,702.34	106.2%
319 · Penalty/Interest				
319.01 · P&I - Real Estate Tax	3,521.86	2,000.00	1,521.86	176.1%
319.02 · P&I - Delinq. Real Estate Tax	30,421.21	30,000.00	421.21	101.4%
319.12 · P&I - EIT	182.92	1,000.00	-817.08	18.3%
319.122 · P&I - Delinq. EIT	1,063.71	2,000.00	-936.29	53.2%
319.13 · P&I - Mercantile	127.20	500.00	-372.80	25.4%
319.15 · P&I - Local Service Tax	0.96	100.00	-99.04	1.0%
319.18 · P&I - Business Priviledge	871.51	500.00	371.51	174.3%
Total 319 · Penalty/Interest	36,189.37	36,100.00	89.37	100.2%
321 · Business Licenses & Permits				
321.61 · Soliciting Permits	0.00	500.00	-500.00	0.0%
321.75 · Mechanical Devices	0.00	2,000.00	-2,000.00	0.0%
321.80 · Cable Franchise Fees	92,033.85	100,000.00	-7,966.15	92.0%
321.90 · Business Licenses	2,010.00	2,000.00	10.00	100.5%
Total 321 · Business Licenses & Permits	94,043.85	104,500.00	-10,456.15	90.0%
322 · Non-Business Licenses & Permits				
322.80 · Street Openings	4,183.00	5,000.00	-817.00	83.7%
322.81 · Street Pole Permits	400.00	100.00	300.00	400.0%
322.83 · Truck Parking Permits	270.00	200.00	70.00	135.0%
Total 322 · Non-Business Licenses & Permits	4,853.00	5,300.00	-447.00	91.6%
331 · Fines & Forfeits				
331.10 · Fines - Magistrate/County	18,873.03	30,000.00	-11,126.97	62.9%
331.12 · Code/Ordinance Violations	2,904.22	3,000.00	-95.78	96.8%
331.14 · M/Veh Violations/State Police	2,980.85	2,000.00	980.85	149.0%
Total 331 · Fines & Forfeits	24,758.10	35,000.00	-10,241.90	70.7%
341-342 · Interest, Rents & Royalties				
341.01 · Income on Investments	239.61	10,000.00	-9,760.39	2.4%
342.00 · Rental Income	26,827.40	26,060.00	767.40	102.9%
Total 341-342 · Interest, Rents & Royalties	27,067.01	36,060.00	-8,992.99	75.1%
354 · State Grant Proceeds				
354.15 · Act 101 Recycling Grant	0.00	5,000.00	-5,000.00	0.0%
354.20 · Miscellaneous Grants	676,970.68	56,000.00	620,970.68	1,208.9%
Total 354 · State Grant Proceeds	676,970.68	61,000.00	615,970.68	1,109.8%

BOROUGH OF CRAFTON
GENERAL FUND FINANCIAL REPORT

January through December 2021

	Jan - Dec 21	Budget	\$ Over Bu...	% of Bu...
355 · State Shared Revenues & Entitle				
355.01 · PURTA	2,574.18	3,000.00	-425.82	85.8%
355.04 · Liquor Licenses	0.00	1,000.00	-1,000.00	0.0%
355.05 · Pension State Aid	143,918.47	140,000.00	3,918.47	102.8%
355.07 · Foreign Fire Fund	25,099.98	27,000.00	-1,900.02	93.0%
355.09 · Act 13 Impact Fee	637.43	1,000.00	-362.57	63.7%
Total 355 · State Shared Revenues & Entitle	172,230.06	172,000.00	230.06	100.1%
357 · County Shared Revenue & Grants				
357.01 · 1% Sales Tax (RAD)	254,944.17	165,000.00	89,944.17	154.5%
Total 357 · County Shared Revenue & Grants	254,944.17	165,000.00	89,944.17	154.5%
358 · Intergov. Contract Services				
358.10 · Police Services-Thornburg	93,135.45	101,261.00	-8,125.55	92.0%
358.11 · Fire Protection Services	16,626.03	8,500.00	8,126.03	195.6%
358.12 · Reimb Code Enforcement Services	0.00	8,500.00	-8,500.00	0.0%
Total 358 · Intergov. Contract Services	109,761.48	118,261.00	-8,499.52	92.8%
360-363 · Departmental Earnings				
361.33 · Permits- Zoning Use	6,430.00	200.00	6,230.00	3,215.0%
361.34 · Hearing Fees-Zoning & Planning	1,000.00	1,000.00	0.00	100.0%
362.11 · Sale of Accident Reports	1,990.00	1,500.00	490.00	132.7%
362.141 · Crossing Guard Reimb.	24,688.84	45,000.00	-20,311.16	54.9%
362.40 · Permits- Build/Elec/Plub/Mech	14,104.68	10,000.00	4,104.68	141.0%
362.45 · Permits- Occupancy	10,445.00	8,000.00	2,445.00	130.6%
362.48 · Rental Inspection Fee	8,455.00	6,000.00	2,455.00	140.9%
362.49 · Comm. Fire Inspection Fees	0.00	5,000.00	-5,000.00	0.0%
362.55 · Other Permits Code Enforce	1,930.00	500.00	1,430.00	386.0%
362.70 · Police Application Fees	0.00	500.00	-500.00	0.0%
362.74 · Reimburse - P/D Overtime Detail	16,198.22	5,000.00	11,198.22	324.0%
362.75 · Drug Task Force OT Reimb	819.12	3,000.00	-2,180.88	27.3%
363.51 · PennDot Snow Removal	8,541.01	7,500.00	1,041.01	113.9%
Total 360-363 · Departmental Earnings	94,601.87	93,200.00	1,401.87	101.5%
364 · Sanitation - Garbage Collection				
364.30 · Current Garbage Collection Fee	500,551.16	563,000.00	-62,448.84	88.9%
364.32 · Jordan- Refuse Bill Fee	8,440.00	8,500.00	-60.00	99.3%
364.35 · Garbage Collection - Delinq.	59,194.49	65,000.00	-5,805.51	91.1%
364.36 · P&I - Garbage Collection	3,311.54	3,000.00	311.54	110.4%
364.362 · P&I - Delinq. Garbage Coll.	12,582.18	18,000.00	-5,417.82	69.9%
Total 364 · Sanitation - Garbage Collection	584,079.37	657,500.00	-73,420.63	88.8%
367 · Recreation Fees				
367.10 · Minature Golf Pay to Play	16.00	200.00	-184.00	8.0%
367.14 · Park Shelter Rental Fee	7,575.00	2,500.00	5,075.00	303.0%
367.15 · Community Room Rental Fee	3,100.00	0.00	3,100.00	100.0%
367.20 · Pool Passes	49,046.75	35,000.00	14,046.75	140.1%
367.21 · Pool General Admission	35,973.00	50,000.00	-14,027.00	71.9%
367.22 · Swimming Lessons	3,640.00	5,000.00	-1,360.00	72.8%
367.23 · Pool/Mini Golf Rentals	2,985.00	5,000.00	-2,015.00	59.7%
367.24 · AquaRobics/Volleyball	825.00	500.00	325.00	165.0%
367.25 · Chair Rentals-Locks	1.00	1,000.00	-999.00	0.1%
367.30 · Sale of Wood Chips/Compost	90.00	0.00	90.00	100.0%
367.40 · Pool Concessions	12,104.10	25,000.00	-12,895.90	48.4%
367.51 · Celebrates Revenue	0.00	25,000.00	-25,000.00	0.0%
367.52 · Fundraising-Recreation	5,500.61	3,000.00	2,500.61	183.4%
Total 367 · Recreation Fees	120,856.46	152,200.00	-31,343.54	79.4%

BOROUGH OF CRAFTON
GENERAL FUND FINANCIAL REPORT
 January through December 2021

	Jan - Dec 21	Budget	\$ Over Bu...	% of Bu...
380 · Misc. Revenues				
380.01 · Refunds on Current Expenditures	132.41	2,000.00	-1,867.59	6.6%
380.02 · Other	3,138.84	500.00	2,638.84	627.8%
380.03 · Insurance Dividends	47,216.90	50,000.00	-2,783.10	94.4%
380.50 · Military Banner Receipts	2,715.70	1,500.00	1,215.70	181.0%
Total 380 · Misc. Revenues	53,203.85	54,000.00	-796.15	98.5%
388 · Fiduciary Funds				
388.01 · Police Pension Contribution	45,924.36	45,000.00	924.36	102.1%
Total 388 · Fiduciary Funds	45,924.36	45,000.00	924.36	102.1%
391 · Proceeds-Gen. Fixed Asset Dispo				
391.10 · Sale of Fixed Assets	10,685.00	7,500.00	3,185.00	142.5%
391.20 · Compensation of Fixed Assets	4,301.03	2,500.00	1,801.03	172.0%
Total 391 · Proceeds-Gen. Fixed Asset Dispo	14,986.03	10,000.00	4,986.03	149.9%
392 · Interfund Transfers				
392.08 · Transfer from Sewer Fund	0.00	265,000.00	-265,000.00	0.0%
392.09 · Transfer from Road Fund	0.00	220,000.00	-220,000.00	0.0%
392.35 · Transfer from Highway Aid	161,854.11	150,000.00	11,854.11	107.9%
Total 392 · Interfund Transfers	161,854.11	635,000.00	-473,145.89	25.5%
395 · Refunds of Prior Years				
395.10 · Refund on Prior Yr Exp	0.00	500.00	-500.00	0.0%
Total 395 · Refunds of Prior Years	0.00	500.00	-500.00	0.0%
Total Income	5,374,335.51	5,239,121.00	135,214.51	102.6%
Gross Profit	5,374,335.51	5,239,121.00	135,214.51	102.6%
Expense				
400 · Borough Council				
400.05 · Salary - Council	8,300.00	8,400.00	-100.00	98.8%
400.24 · Council Meeting Expenses	30,194.36	2,000.00	28,194.36	1,509.7%
400.42 · Subscriptions/Memberships-Boro	2,538.00	8,500.00	-5,962.00	29.9%
400.46 · Meetings, Confrences & Training	5,949.73	8,500.00	-2,550.27	70.0%
Total 400 · Borough Council	46,982.09	27,400.00	19,582.09	171.5%
401 · Mayor				
401.05 · Salary - Mayor	1,800.00	1,800.00	0.00	100.0%
401.42 · Subscriptions/Memberships-Mayor	130.00	130.00	0.00	100.0%
Total 401 · Mayor	1,930.00	1,930.00	0.00	100.0%
402 · Auditing & Financial Admin				
402.31 · Auditing - Professional Auditor	42,681.68	15,000.00	27,681.68	284.5%
402.45 · Payroll Contract	9,082.19	7,500.00	1,582.19	121.1%
Total 402 · Auditing & Financial Admin	51,763.87	22,500.00	29,263.87	230.1%
403 · Tax Collection				
403.11 · Salary - Property Tax Collector	480.00	0.00	480.00	100.0%
403.31 · Auditing Services (Odd Years)	279.99	500.00	-220.01	56.0%
403.35 · Bonds - Property Tax Collector	544.00	600.00	-56.00	90.7%
403.46 · Jordan-Liens-Revivals-SherSales	6,236.00	10,000.00	-3,764.00	62.4%
403.461 · Jordan Tax - TCF Fees	14,055.29	18,000.00	-3,944.71	78.1%
403.462 · Jordan Tax - R/E Tax Collec Fee	7,550.55	7,500.00	50.55	100.7%
403.463 · Jordan Tax-Prior R/E Tax Fee	7,560.40	8,000.00	-439.60	94.5%
403.47 · Jordan Act 511 Fees	4,782.35	8,000.00	-3,217.65	59.8%
403.48 · Jordan-Act 32 SWTax District	15,624.10	15,000.00	624.10	104.2%
403.76 · Rad Tax Payment	0.00	4,000.00	-4,000.00	0.0%
Total 403 · Tax Collection	57,112.68	71,600.00	-14,487.32	79.8%

BOROUGH OF CRAFTON
GENERAL FUND FINANCIAL REPORT
January through December 2021

	Jan - Dec 21	Budget	\$ Over Bu...	% of Bu...
404 · Solicitor/Legal Services				
404.31 · Solicitor Expenses	46,441.84	60,000.00	-13,558.16	77.4%
404.40 · Legal-Litigation	0.00	15,000.00	-15,000.00	0.0%
Total 404 · Solicitor/Legal Services	46,441.84	75,000.00	-28,558.16	61.9%
405 · Administrative Staff				
405.10 · Salary - Manager	15,500.00	93,500.00	-78,000.00	16.6%
405.11 · Salary - Treasurer	3,000.00	3,000.00	0.00	100.0%
405.12 · Salary - Full Time Staff	89,391.76	95,500.00	-6,108.24	93.6%
405.14 · Salary - Assistant Manager	82,500.00	82,500.00	0.00	100.0%
405.15 · Administrative Intern	5,499.00	5,000.00	499.00	110.0%
405.154 · Health & Accident & STD	1,942.86	1,500.00	442.86	129.5%
405.156 · Hospitalization	60,777.72	65,000.00	-4,222.28	93.5%
405.161 · Social Security	15,322.73	17,000.00	-1,677.27	90.1%
405.162 · Unemployment Compensation	1,411.77	1,500.00	-88.23	94.1%
405.163 · FSA	513.31	1,500.00	-986.69	34.2%
405.164 · HRA	1,837.81	1,500.00	337.81	122.5%
405.33 · Transportation Reimbursement	0.00	4,000.00	-4,000.00	0.0%
405.35 · Bonds	951.00	1,000.00	-49.00	95.1%
405.354 · Worker's Compensation	666.96	650.00	16.96	102.6%
405.42 · Dues, Subscriptions, Membership	175.00	2,000.00	-1,825.00	8.8%
405.46 · Meetings, Conferences, Training	319.06	7,000.00	-6,680.94	4.6%
Total 405 · Administrative Staff	279,808.98	382,150.00	-102,341.02	73.2%
406 · General Administration				
406.21 · Office Supplies/Postage	11,621.29	5,000.00	6,621.29	232.4%
406.26 · Minor Equipment	183.99	1,500.00	-1,316.01	12.3%
406.32 · Communications	6,668.83	5,000.00	1,668.83	133.4%
406.34 · Advertising	5,512.45	5,000.00	512.45	110.2%
406.356 · Drug & Alcohol Testing	0.00	200.00	-200.00	0.0%
406.37 · Maint. & Repairs Equipment	57.98	500.00	-442.02	11.6%
406.38 · Equipment Rentals	9,535.02	11,000.00	-1,464.98	86.7%
406.74 · Major Equipment	1,006.00	5,000.00	-3,994.00	20.1%
Total 406 · General Administration	34,585.56	33,200.00	1,385.56	104.2%
407-408 · Data Processing				
407.25 · Computer HW/SW Maint	849.99	500.00	349.99	170.0%
407.32 · IT Expenses	6,494.00	7,500.00	-1,006.00	86.6%
407.42 · Subscription Service/SaaS	16,213.33	30,000.00	-13,786.67	54.0%
407.75 · Capital Purchases	0.00	5,000.00	-5,000.00	0.0%
Total 407-408 · Data Processing	23,557.32	43,000.00	-19,442.68	54.8%
408 · Engineering Fees				
408.31 · Engineering - General Services	62,231.53	15,000.00	47,231.53	414.9%
408.315 · Engineering - Retainer	1,200.00	1,200.00	0.00	100.0%
Total 408 · Engineering Fees	63,431.53	16,200.00	47,231.53	391.6%
409 · Municipal Properties				
409.21 · Maintenance Supplies	1,876.72	2,000.00	-123.28	93.8%
409.36 · Utilities	18,705.20	25,000.00	-6,294.80	74.8%
409.361 · Utilities - District Magistrate	5,118.58	6,500.00	-1,381.42	78.7%
409.37 · Repairs/Maintenance	24,282.04	10,000.00	14,282.04	242.8%
409.371 · Repairs/Maint- Dist. Magistrate	2,664.19	2,000.00	664.19	133.2%
409.45 · Contracts - Custodian/Mats	11,304.45	10,000.00	1,304.45	113.0%
409.50 · Municipal Prop. Misc.	14,155.13	5,000.00	9,155.13	283.1%
409.71 · Cap Improvements - Dist. Magist	0.00	2,500.00	-2,500.00	0.0%
409.76 · Deposit/Refunds-Community Room	600.00	1,000.00	-400.00	60.0%
Total 409 · Municipal Properties	78,706.31	64,000.00	14,706.31	123.0%

BOROUGH OF CRAFTON
GENERAL FUND FINANCIAL REPORT

January through December 2021

	Jan - Dec 21	Budget	\$ Over Bu...	% of Bu...
410 · Police Services				
410.12 · Salaries - Police Officers	735,775.94	750,000.00	-14,224.06	98.1%
410.121 · Salary - Chief	108,847.36	103,245.00	5,602.36	105.4%
410.13 · Longevity - Police	5,500.00	5,500.00	0.00	100.0%
410.14 · Salary - Police Secretary	34,483.50	38,000.00	-3,516.50	90.7%
410.154 · Health & Accident & STD	4,702.20	4,500.00	202.20	104.5%
410.156 · Hospitalization	115,683.68	135,000.00	-19,316.32	85.7%
410.161 · Social Security	79,336.01	80,000.00	-663.99	99.2%
410.162 · Unemployment Compensation	4,395.68	6,000.00	-1,604.32	73.3%
410.163 · FSA	3,627.54	5,000.00	-1,372.46	72.6%
410.164 · HRA	4,098.96	5,000.00	-901.04	82.0%
410.18 · Wages - Crossing Guards	67,258.07	91,775.00	-24,516.93	73.3%
410.181 · Wages - Jail Guards	285.00	1,000.00	-715.00	28.5%
410.19 · O.T. Police (see 380.12 Reimb.)	37,165.75	25,000.00	12,165.75	148.7%
410.191 · Court /School - Reimb Expenses	1,459.00	3,500.00	-2,041.00	41.7%
410.192 · Court Overtime	28,071.78	50,000.00	-21,928.22	56.1%
410.193 · DANET O.T. (See 380.05 offset)	0.00	4,000.00	-4,000.00	0.0%
410.21 · Office Supplies/Postage	2,440.81	2,800.00	-359.19	87.2%
410.22 · Ammunition	1,098.65	1,500.00	-401.35	73.2%
410.23 · Uniform Allowance	8,881.59	12,250.00	-3,368.41	72.5%
410.232 · Uniform Allowance - Crossing Gu	487.23	500.00	-12.77	97.4%
410.24 · Fuel Expense	15,784.57	11,000.00	4,784.57	143.5%
410.25 · Maintenance Equip.-Supplies	1,613.84	2,800.00	-1,186.16	57.6%
410.26 · Minor Equipment	1,342.74	5,000.00	-3,657.26	26.9%
410.32 · Communications	13,104.49	10,500.00	2,604.49	124.8%
410.321 · IT Expense	10,898.00	7,000.00	3,898.00	155.7%
410.354 · Worker's Compensation	40,462.44	46,000.00	-5,537.56	88.0%
410.355 · Worker's Comp.--School Guards	5,732.84	6,000.00	-267.16	95.5%
410.37 · Vehicle Maintenance	6,392.61	6,500.00	-107.39	98.3%
410.42 · Dues Police Chief	1,025.00	1,000.00	25.00	102.5%
410.421 · Dues - Police Officers	735.00	1,100.00	-365.00	66.8%
410.45 · Animal Control	3,600.00	4,000.00	-400.00	90.0%
410.53 · Civil Service Commission	104.50	3,000.00	-2,895.50	3.5%
410.531 · Physicals Patrolman	0.00	1,000.00	-1,000.00	0.0%
410.74 · Capital Outlay	43,623.00	40,000.00	3,623.00	109.1%
410.75 · Training - Police Officers	6,721.24	7,000.00	-278.76	96.0%
410.751 · Training - Police Chief	75.00	1,000.00	-925.00	7.5%
410.76 · Computer Expense	5,892.53	6,000.00	-107.47	98.2%
410.77 · Video Recording Devices	0.00	8,000.00	-8,000.00	0.0%
Total 410 · Police Services	1,400,706.55	1,491,470.00	-90,763.45	93.9%
411 · Fire Protection				
411.02 · Foreign Fire Relief	25,099.98	27,000.00	-1,900.02	93.0%
411.10 · Physicals-Annual CVFD	500.00	1,500.00	-1,000.00	33.3%
411.22 · Operating Supplies	1,985.59	3,000.00	-1,014.41	66.2%
411.23 · Minor Equip. Repair	3,219.77	2,500.00	719.77	128.8%
411.231 · Minor Equip. Purchase	11,150.31	6,500.00	4,650.31	171.5%
411.24 · Fuel, Oil	4,268.46	6,000.00	-1,731.54	71.1%
411.32 · Communications	6,337.65	9,500.00	-3,162.35	66.7%
411.354 · Worker's Compensation	14,760.00	17,100.00	-2,340.00	86.3%
411.37 · Vehicle Maintenance	6,991.15	7,000.00	-8.85	99.9%
411.38 · Hydrant Rental	23,299.91	23,300.00	-0.09	100.0%
411.45 · Equip. Inspection & Testing	10,563.45	10,000.00	563.45	105.6%
411.53 · Annual Contribution	40,000.00	40,000.00	0.00	100.0%
411.70 · Major Equipment	32,874.35	27,500.00	5,374.35	119.5%
411.90 · Trf to Fire Equip Fund	94,163.15	100,000.00	-5,836.85	94.2%
411.901 · Trf to Minor Equip. SCBA Fund	0.00	22,000.00	-22,000.00	0.0%
Total 411 · Fire Protection	275,213.77	302,900.00	-27,686.23	90.9%

BOROUGH OF CRAFTON
GENERAL FUND FINANCIAL REPORT
 January through December 2021

	Jan - Dec 21	Budget	\$ Over Bu...	% of Bu...
413-414 · Code Enforcement & Zoning				
413.10 · Salary-Bldg. Inspec./Zoning Off	17,418.51			
413.12 · Salary - Fire Marshal	0.00	5,000.00	-5,000.00	0.0%
413.13 · Salary - Ordinance Officer	3,222.69			
413.14 · Zoning Inspections	8,121.00	10,000.00	-1,879.00	81.2%
413.15 · Wages - Part Time Staff	23,269.62	60,000.00	-36,730.38	38.8%
413.154 · Health & Accident & STD	213.24	1,500.00	-1,286.76	14.2%
413.156 · Hospitalization	558.67	0.00	558.67	100.0%
413.161 · Social Security	3,530.07	2,200.00	1,330.07	160.5%
413.162 · Unemployment Compensation	367.42	500.00	-132.58	73.5%
413.21 · Office Supplies	1,502.96	1,000.00	502.96	150.3%
413.24 · Fuel	95.92	750.00	-654.08	12.8%
413.28 · Uniforms	392.80	500.00	-107.20	78.6%
413.32 · Commun/Internet - Ord. Offcr	2,740.71	2,200.00	540.71	124.6%
413.33 · Travel Exp-Ordin.Officer	0.00	500.00	-500.00	0.0%
413.354 · Worker's Compensation	90.40	200.00	-109.60	45.2%
413.37 · Vehicle Repairs	533.99	3,000.00	-2,466.01	17.8%
413.41 · Public Nuisance Remediation-Exp	2,675.00			
413.45 · Demolition-Blight Props	347.20	0.00	347.20	100.0%
413.46 · Training & Education	184.24	1,000.00	-815.76	18.4%
413.47 · Bldg Permit DCED	0.00	200.00	-200.00	0.0%
414.12 · Bldg Permit-Inspection Fees	11,145.96	15,000.00	-3,854.04	74.3%
414.14 · ZHB - Court Reporter/Sec'y	130.00	500.00	-370.00	26.0%
414.21 · ZHB Office-Adv-Postage	599.20	200.00	399.20	299.6%
414.31 · ZHB Legal Services	360.00	1,200.00	-840.00	30.0%
414.46 · Recodify Boro Ordinances	6,225.00	2,500.00	3,725.00	249.0%
414.74 · Capital Outlay	0.00	8,500.00	-8,500.00	0.0%
Total 413-414 · Code Enforcement & Zoning	83,724.60	116,450.00	-32,725.40	71.9%
427 · Sanitation Contract				
427.10 · Garbage Contract	506,473.20	506,500.00	-26.80	100.0%
427.12 · Recycling Contract	80,960.40	80,900.00	60.40	100.1%
Total 427 · Sanitation Contract	587,433.60	587,400.00	33.60	100.0%
430 · Public Works Department				
430.10 · Salary - P/W Foreman	77,144.30	66,100.00	11,044.30	116.7%
430.14 · Salaries - Full Time Employees	328,038.40	330,000.00	-1,961.60	99.4%
430.15 · Wages - Reg. Overtime Pay	14,591.15	5,000.00	9,591.15	291.8%
430.154 · Health & Accident & STD	3,078.00	2,500.00	578.00	123.1%
430.156 · Hospitalization	79,004.64	100,000.00	-20,995.36	79.0%
430.16 · Wages - P/W Part Time	20,679.00	10,000.00	10,679.00	206.8%
430.161 · Social Security	36,761.69	35,000.00	1,761.69	105.0%
430.162 · Unemployment Compensation	4,033.80	3,000.00	1,033.80	134.5%
430.163 · FSA	945.26	3,000.00	-2,054.74	31.5%
430.164 · HRA	3,004.50	5,000.00	-1,995.50	60.1%
430.18 · Wages - P/W Seasonal Employment	30,683.00	30,000.00	683.00	102.3%
430.21 · Public Works - Misc. Supplies	4,150.77	3,000.00	1,150.77	138.4%
430.23 · Uniforms	7,936.01	7,500.00	436.01	105.8%
430.24 · Fuel	18,083.75	12,000.00	6,083.75	150.7%
430.25 · Repairs - Maintenance	16,679.76	25,000.00	-8,320.24	66.7%
430.26 · Small Tools	5,588.82	5,000.00	588.82	111.8%
430.27 · Computer H/W & S/W	288.00	2,500.00	-2,212.00	11.5%
430.32 · Communications	2,972.57	4,000.00	-1,027.43	74.3%
430.354 · Worker's Compensation	25,081.00	27,000.00	-1,919.00	92.9%
430.356 · Drug/Alcohol Testing	424.20	500.00	-75.80	84.8%
430.36 · Utilities	6,472.64	8,000.00	-1,527.36	80.9%
430.37 · Vehicle Repairs	13,658.12	10,000.00	3,658.12	136.6%
430.42 · Licenses, Permits and Training	1,305.69	2,000.00	-694.31	65.3%
430.74 · Vehicle Capital Purchase	6,029.23	27,000.00	-20,970.77	22.3%
432.14 · Wages - Snow Removal Overtime	12,128.38	10,000.00	2,128.38	121.3%
432.22 · Anti-Skid Materials	51,526.51	45,000.00	6,526.51	114.5%
433.22 · Signs & Posts	6,025.57	5,000.00	1,025.57	120.5%
433.45 · Traffic Signals Maintenance	1,805.03	5,000.00	-3,194.97	36.1%
433.451 · Traffic Signals - Elect. Supply	3,422.54	6,500.00	-3,077.46	52.7%
434.45 · Street Lighting - Elect. Supply	91,009.31	85,000.00	6,009.31	107.1%

**BOROUGH OF CRAFTON
GENERAL FUND FINANCIAL REPORT**

January through December 2021


	Jan - Dec 21	Budget	\$ Over Bu...	% of Bu...
435.22 · Material - Curbing Supplies	0.00	5,000.00	-5,000.00	0.0%
435.245 · Material - Stairs and Sidewalks	3,484.82	25,000.00	-21,515.18	13.9%
438.22 · Material- Roads Supplies	3,679.66	10,000.00	-6,320.34	36.8%
438.38 · Rental Equipment	3,194.66	2,500.00	694.66	127.8%
Total 430 · Public Works Department	882,910.78	922,100.00	-39,189.22	95.8%
452-453 · Swimming Pool Expenses				
452.14 · Wages - Pool Personnel	72,393.48	80,000.00	-7,606.52	90.5%
452.15 · Wages - Pool Concess.	6,615.57	12,000.00	-5,384.43	55.1%
452.161 · Social Security	6,057.97	7,000.00	-942.03	86.5%
452.162 · Unemployment Compensation	2,307.56	2,300.00	7.56	100.3%
452.20 · Pool Lic., Pmts,Trng, Clrnc	2,249.00	1,300.00	949.00	173.0%
452.21 · Maintenance Supplies	1,877.50	2,500.00	-622.50	75.1%
452.22 · Pool Filter- Repairs & Supplies	8,966.40	12,000.00	-3,033.60	74.7%
452.23 · Operating Supplies	4,511.06	4,000.00	511.06	112.8%
452.24 · Supplies - Concession Stand	6,438.59	15,000.00	-8,561.41	42.9%
452.25 · Pool- Repairs & Maintenance	4,329.00	3,000.00	1,329.00	144.3%
452.26 · Pool Minor Equipment	258.99	3,500.00	-3,241.01	7.4%
452.27 · Computer H/W & Internet	922.28	3,500.00	-2,577.72	26.4%
452.32 · Communications	544.75	500.00	44.75	109.0%
452.354 · Worker's Compensation	5,016.00	5,000.00	16.00	100.3%
452.36 · Utilities	15,514.56	12,800.00	2,714.56	121.2%
452.37 · Pool & Building - Rep/Maint	4,311.81	2,000.00	2,311.81	215.6%
452.371 · Concession - Rep/Maint/Eq	663.15	1,500.00	-836.85	44.2%
452.72 · Capital Improvements	38,274.99	41,000.00	-2,725.01	93.4%
Total 452-453 · Swimming Pool Expenses	181,252.66	208,900.00	-27,647.34	86.8%
453 · Recreation Expenses				
453.22 · Other - Supplies Golf Course	0.00	500.00	-500.00	0.0%
453.23 · Sr. Dinner (offset 367.50)	0.00	3,000.00	-3,000.00	0.0%
453.37 · Maint/Repairs - Mini Golf	0.00	300.00	-300.00	0.0%
453.49 · Rec. Activities - Expenses	6,065.56	7,500.00	-1,434.44	80.9%
453.72 · Recreation Fundraising Purchase	222.35			
Total 453 · Recreation Expenses	6,287.91	11,300.00	-5,012.09	55.6%
454 · Parks				
454.25 · Maintenance Supplies	378.57	2,000.00	-1,621.43	18.9%
454.26 · Minor Equipment	0.00	2,000.00	-2,000.00	0.0%
454.36 · Utilities	3,100.51	7,000.00	-3,899.49	44.3%
454.37 · Maintenance - Repairs Services	11,960.18	10,000.00	1,960.18	119.6%
454.75 · Park Equip.- Cap.Improvements	236,630.50	5,000.00	231,630.50	4,732.6%
454.76 · Deposit/Refunds - Park Shelters	1,725.00	500.00	1,225.00	345.0%
Total 454 · Parks	253,794.76	26,500.00	227,294.76	957.7%
455 · Shade Trees				
455.22 · Shade Tree Operating Supplies	15.00	500.00	-485.00	3.0%
455.37 · Shade Tree Health Maintenance	58,087.20	25,000.00	33,087.20	232.3%
455.44 · Shade Tree - Arborist	0.00	1,500.00	-1,500.00	0.0%
455.45 · Tree Plantings	3,640.00	5,000.00	-1,360.00	72.8%
455.46 · Boro Gardens	0.00	500.00	-500.00	0.0%
Total 455 · Shade Trees	61,742.20	32,500.00	29,242.20	190.0%
456 · Libraries				
456.54 · Annual Contributions	82,000.00	82,000.00	0.00	100.0%
Total 456 · Libraries	82,000.00	82,000.00	0.00	100.0%

BOROUGH OF CRAFTON
GENERAL FUND FINANCIAL REPORT
 January through December 2021

	Jan - Dec 21	Budget	\$ Over Bu...	% of Bu...
457-459 · Community Activities				
457.295 · Seasonal Decorations	0.00	500.00	-500.00	0.0%
457.31 · Celebrates Fireworks	8,000.00	7,500.00	500.00	106.7%
457.32 · Celebrates Operations	0.00	32,000.00	-32,000.00	0.0%
457.50 · Military Banner Expenses	2,938.06	750.00	2,188.06	391.7%
458.22 · Community Center Supplies	0.00	250.00	-250.00	0.0%
458.55 · Crafton Performing Arts	60.98	250.00	-189.02	24.4%
459.56 · Borough Tributes	314.38	250.00	64.38	125.8%
459.57 · Misc. Contributions	453.98	500.00	-46.02	90.8%
Total 457-459 · Community Activities	11,767.40	42,000.00	-30,232.60	28.0%
462-463 · Community & Economic Develop				
462.22 · Newsletter-Printing/Postage	6,130.05	14,000.00	-7,869.95	43.8%
462.34 · Advertising & Promotions	2,745.09	5,000.00	-2,254.91	54.9%
462.72 · Design & Mobility Improvements	0.00	30,000.00	-30,000.00	0.0%
Total 462-463 · Community & Economic Develop	8,875.14	49,000.00	-40,124.86	18.1%
471 · Debt Services - Principal				
471.21 · 2021 General Oblig. Bond	50,000.00	50,000.00	0.00	100.0%
471.35 · Heavy Equipment Lease	13,337.13	13,350.00	-12.87	99.9%
471.351 · Dump Truck Lease	23,333.61	23,350.00	-16.39	99.9%
471.352 · Ford SD - Trk #107 Lease	23,128.61			
Total 471 · Debt Services - Principal	109,799.35	86,700.00	23,099.35	126.6%
472 · Debt Services - Interest				
472.21 · 2021 General Oblig. Bond	165,995.41	157,005.00	8,990.41	105.7%
472.35 · Heavy Equipment Lease	900.27	900.00	0.27	100.0%
472.351 · Dump Truck Lease	2,143.95	2,145.00	-1.05	100.0%
472.352 · Ford SD - Trk #107 Lease	926.54			
Total 472 · Debt Services - Interest	169,966.17	160,050.00	9,916.17	106.2%
483 · Agency And Trust				
483.01 · Police Pension Contrib.	45,924.36	47,050.00	-1,125.64	97.6%
483.10 · Police Pension Fund MMO	87,474.00	87,500.00	-26.00	100.0%
483.30 · Employee Pension Fund MMO	102,188.00	102,190.00	-2.00	100.0%
Total 483 · Agency And Trust	235,586.36	236,740.00	-1,153.64	99.5%
486 · Insurance				
486.01 · Compreh. Liability/Property Ins	87,572.50	90,000.00	-2,427.50	97.3%
486.03 · Drug Screening	1,386.70	500.00	886.70	277.3%
486.81 · Property Loss Claims-Borough	6,016.75	10,000.00	-3,983.25	60.2%
486.82 · Property Loss-Damages - Other	0.00	1,000.00	-1,000.00	0.0%
Total 486 · Insurance	94,975.95	101,500.00	-6,524.05	93.6%
491 · Refunds of Prior Year Expenses				
491.02 · RE Tax Refund - Prior	2,806.84	2,000.00	806.84	140.3%
491.03 · Refunds - LST	0.00	500.00	-500.00	0.0%
491.06 · Refunds - Trash Collection	0.00	500.00	-500.00	0.0%
491.10 · Prior Year Refunds - Other	1,016.41			
491.50 · Service Tax Credit - R/E Refund	764.16	1,000.00	-235.84	76.4%
491.51 · Service Tax Credit - EIT Refund	600.00	1,000.00	-400.00	60.0%
Total 491 · Refunds of Prior Year Expenses	5,187.41	5,000.00	187.41	103.7%
492 · Interfund Operating Transfers				
492.30 · Transfer to Reserve Fund	0.00	34,631.00	-34,631.00	0.0%
Total 492 · Interfund Operating Transfers	0.00	34,631.00	-34,631.00	0.0%

BOROUGH OF CRAFTON
GENERAL FUND FINANCIAL REPORT
 January through December 2021

	<u>Jan - Dec 21</u>	<u>Budget</u>	<u>\$ Over Bu...</u>	<u>% of Bu...</u>
499 - Emergency Declaration Expenses				
499.99 - COVID-19 Expenses	2,587.40	5,000.00	-2,412.60	51.7%
Total 499 - Emergency Declaration Expenses	<u>2,587.40</u>	<u>5,000.00</u>	<u>-2,412.60</u>	<u>51.7%</u>
Total Expense	<u>5,138,132.19</u>	<u>5,239,121.00</u>	<u>-100,988.81</u>	<u>98.1%</u>
Net Income	<u>236,203.32</u>	<u>0.00</u>	<u>236,203.32</u>	<u>100.0%</u>



Jordan Tax Service, Inc.

102 Rahway Road • McMurray, PA 15317-3349

(412) 835-5243 • Fax (412) 835-5244

(724) 731-2300 • Fax (724) 731-2398

www.jordantax.com

Tax & Record
Services

Municipal

Business

Individual

December 14, 2021

Borough of Crafton
Douglas Sample, Manager
Municipal Building
100 Stotz Avenue
Pittsburgh, PA 15205

Re: Delinquent Earned Income & Net Profits Tax
Collection Summary Report
November, 2021

Detailed below are the Delinquent Earned Income Tax Collections remitted to the Borough for the Month of November, 2021:

PERIOD	TAX	PEN & INT	MUNICIPAL SHARE (50.00%)	
			MONTH	YEAR TO DATE
2011 and Prior	\$ 310.72	\$ -	\$ 310.72	\$ 4,599.07
Add: Commissions	26.30	-	26.30	454.50
Refunds Issued	-	-	-	-
Net Collections	<u>\$ 337.02</u>	<u>\$ -</u>	<u>\$ 337.02</u>	<u>\$ 5,053.57</u>

Amounts Transferred:

Date	Reference	Amount
11/30/21	Ck #2475	\$ 337.02
Total Transfers		<u>\$ 337.02</u>

We have enclosed our invoice for services.

Very truly yours,
JORDAN TAX SERVICE, INC.

WILLIAM R. LINNERT, JR.


WRLjr/hlk

BOROUGH OF CRAFTON
Earned Income Tax Collections
January through November 2021

	<u>Jan - Nov 21</u>	<u>Budget</u>	<u>\$ Over Bu...</u>	<u>% of Budget</u>
Income				
310 · Act 511 Taxes				
310.21 · EIT - Current	525,666.63	595,000.00	-69,333.37	88.3%
310.22 · EIT - Prior	286,084.84	235,000.00	51,084.84	121.7%
Total 310 · Act 511 Taxes	<u>811,751.47</u>	<u>830,000.00</u>	<u>-18,248.53</u>	<u>97.8%</u>
319 · Penalty/Interest				
319.12 · P&I - EIT	158.42	1,000.00	-841.58	15.8%
Total 319 · Penalty/Interest	<u>158.42</u>	<u>1,000.00</u>	<u>-841.58</u>	<u>15.8%</u>
Total Income	<u>811,909.89</u>	<u>831,000.00</u>	<u>-19,090.11</u>	<u>97.7%</u>
Gross Profit	811,909.89	831,000.00	-19,090.11	97.7%
Expense				
403 · Tax Collection				
403.48 · Jordan-Act 32 SWTax District	15,142.26	15,000.00	142.26	100.9%
Total 403 · Tax Collection	<u>15,142.26</u>	<u>15,000.00</u>	<u>142.26</u>	<u>100.9%</u>
Total Expense	<u>15,142.26</u>	<u>15,000.00</u>	<u>142.26</u>	<u>100.9%</u>
Net Income	<u><u>796,767.63</u></u>	<u><u>816,000.00</u></u>	<u><u>-19,232.37</u></u>	<u><u>97.6%</u></u>

CURRENT YEAR TO DATE DISTRIBUTIONS

	Resident Tax Amount	Non-Resident Tax Amount	Pen/Int Amount	Costs & Credits	Total Collections	Dist Year	Resident Tax Amount	Non-Resident Tax Amount	Pen/Int Amount	TCD Commission	Charges & Credits	Total Distribution
DELQ-13 Collections	251.33	0.00	0.00	0.00	251.33	2021	251.33	0.00	0.00	0.00	0.00	YTD \$251.33
DELQ-14 Collections	16.21	0.00	0.00	0.00	16.21	2021	16.21	0.00	0.00	0.00	0.00	YTD \$16.21
DELQ-15 Collections	0.00	0.00	0.00	0.00	0.00	2021	0.00	0.00	0.00	0.00	0.00	YTD \$0.00
DELQ-16 Collections	19.43	0.00	0.00	0.00	19.43	2021	19.43	0.00	0.00	0.00	0.00	YTD \$19.43
DELQ-17 Collections	372.19	0.00	27.00	0.00	399.19	2021	372.19	0.00	27.00	0.00	0.00	YTD \$399.19
DELQ-18 Collections	754.30	0.00	5.50	0.00	759.80	2021	754.30	0.00	5.50	0.00	0.00	YTD \$759.80
DELQ-19 Collections	1,091.80	0.00	0.00	0.00	1,091.80	2021	1,091.80	0.00	0.00	0.00	0.00	YTD \$1,091.80
DELQ-20 Collections	470.57	0.00	4.32	0.00	474.89	2021	470.57	0.00	4.32	0.00	0.00	YTD \$474.89
DELQ-21 Collections	17.38	0.00	0.78	0.00	18.16	2021	17.38	0.00	0.78	0.00	0.00	YTD \$18.16
2012 Collections	41.15	0.00	0.00	0.00	41.15	2021	41.15	0.00	0.00	0.00	0.00	YTD \$41.15
2013 Collections	54.79	0.00	0.00	0.00	54.79	2021	54.79	0.00	0.00	(0.99)	0.00	YTD \$53.80
2013 Refunds	(10.00)	0.00	0.00	0.00	(10.00)	2021	(10.00)	0.00	0.00	0.00	0.00	YTD (\$10.00)
2014 Collections	6.98	0.00	0.00	0.00	6.98	2021	6.98	0.00	0.00	(0.13)	0.00	YTD \$6.85
2016 Collections	(154.37)	0.00	0.00	0.00	(154.37)	2021	(154.37)	0.00	0.00	2.78	0.00	YTD (\$151.59)
2017 Collections	(118.82)	0.00	0.00	0.00	(118.82)	2021	(118.82)	0.00	0.00	4.25	0.00	YTD (\$114.57)
2017 Refunds	(194.50)	0.00	0.00	0.00	(194.50)	2021	(194.50)	0.00	0.00	0.00	0.00	YTD (\$194.50)
2018 Collections	277.84	0.00	0.00	0.00	277.84	2021	277.84	0.00	0.00	(5.00)	0.00	YTD \$272.84
2018 Refunds	(229.50)	0.00	0.00	0.00	(229.50)	2021	(229.50)	0.00	0.00	0.00	0.00	YTD (\$229.50)
2019 Collections	7,798.65	0.00	17.50	0.00	7,816.15	2021	7,798.65	0.00	17.50	(140.73)	0.00	YTD \$7,675.42
2019 Refunds	(1,358.00)	0.00	0.00	0.00	(1,358.00)	2021	(1,358.00)	0.00	0.00	0.00	0.00	YTD (\$1,358.00)
2020 Collections	243,681.13	1,183.82	88.28	0.00	244,953.23	2021	243,681.13	1,183.82	88.28	(4,399.80)	0.00	YTD \$240,553.43
2020 Refunds	(34,298.00)	(695.00)	0.00	0.00	(34,993.00)	2021	(34,298.00)	(695.00)	0.00	0.00	0.00	YTD (\$34,993.00)
2021 Collections	589,058.21	3,644.64	84.28	0.00	592,787.13	2021	589,058.21	3,644.64	84.28	(10,602.64)	0.00	YTD \$582,184.49
Current Year To Date	807,548.77	4,133.46	227.66	0.00	811,909.89	2021	807,548.77	4,133.46	227.66	(15,142.26)	0.00	YTD \$796,767.63



Jordan Tax Service, Inc.

102 Rahway Road • McMurray, PA 15317-3349

(412) 835-5243 • Fax (412) 835-5244

(724) 731-2300 • Fax (724) 731-2398

www.jordantax.com

Tax & Record
Services

Municipal

Business

Individual

December 14, 2021

Borough of Crafton
Douglas Sample, Manager
Municipal Building
100 Stotz Avenue
Pittsburgh, PA 15205

Re: Local Services Tax Collections
Collection Summary Report
November, 2021

Detailed below are the Local Services Tax Collections remitted to the Borough for the Collection Period of November 1, 2021 through November 30, 2021:

<u>PERIOD</u>	<u>TAX</u>	<u>PEN & INT</u>	<u>TOTAL COLLECTIONS</u>	<u>YEAR TO DATE</u>
2019 and Prior	\$ -	\$ -	\$ -	\$ 10.00
2020	30.00	-	30.00	12,424.50
2021	10,816.27	-	10,816.27	36,559.42
Total Collections	10,846.27	-	10,846.27	48,993.92
Refunds Issued	-	-	-	-
	<u>\$ 10,846.27</u>	<u>\$ -</u>	<u>\$ 10,846.27</u>	<u>\$ 48,993.92</u>
Net Collections			<u>\$ 10,846.27</u>	<u>\$ 48,993.92</u>

Amounts Remitted:


<u>Date</u>	<u>Batch #</u>	<u>Amount</u>
11/01/21	26	\$ 458.68
11/02/21	27	1,082.34
11/04/21	28	472.46
11/08/21	29	5,601.91
11/09/21	30	947.89
11/16/21	31	1,428.02
11/23/21	48/32	854.97

Total Deposited \$ 10,846.27

We have enclosed our invoice for services.

Very truly yours,
JORDAN TAX SERVICE, INC.

WILLIAM R. LINNERT, JR.



Jordan Tax Service, Inc.

102 Rahway Road • McMurray, PA 15317-3349

(412) 835-5243 • Fax (412) 835-5244

(724) 731-2300 • Fax (724) 731-2398

www.jordantax.com

Tax & Record
Services

Municipal

Business

Individual

December 14, 2021

Borough of Crafton
Douglas Sample, Manager
Municipal Building
100 Stotz Avenue
Pittsburgh, PA 15205

RE: Mercantile Tax
Collection Summary Report
November, 2021

Detailed below are the Mercantile Tax Collections remitted to the Borough for the Collection Period of November 1, 2021 through November 30, 2021:

<u>PERIOD</u>	<u>TAX</u>	<u>PEN & INT</u>	<u>TOTAL COLLECTIONS</u>	<u>YEAR TO DATE</u>
2019 and Prior	\$ -	\$ -	\$ -	\$ -
2020	1,232.00	-	1,232.00	28,046.63
2021	28,942.37	126.30	29,068.67	84,774.62
	<u>\$ 30,174.37</u>	<u>\$ 126.30</u>		
Total Collections			<u>\$ 30,300.67</u>	<u>\$ 112,821.25</u>

Amounts Deposited:


<u>Date</u>	<u>Batch #</u>	<u>Amount</u>
11/08/21	32/12	\$ 14,229.50
11/18/21	13	180.47
11/23/21	Bank Adjustment	216.00
11/24/21	14	15,674.70

Total Deposited \$ 30,300.67

We have enclosed our invoice for services.

Very truly yours,
JORDAN TAX SERVICE, INC.

WILLIAM R. LINNERT, JR.



Jordan Tax Service, Inc.

102 Rahway Road • McMurray, PA 15317-3349

(412) 835-5243 • Fax (412) 835-5244

(724) 731-2300 • Fax (724) 731-2398

www.jordantax.com

Tax & Record
Services

Municipal

Business

Individual

December 14, 2021

Borough of Crafton
Douglas Sample, Manager
Municipal Building
100 Stotz Avenue
Pittsburgh, PA 15205

RE: Business Privilege Tax
Collection Summary Report
November, 2021

Detailed below are the Business Privilege Tax Collections remitted to the Borough for the Collection Period of November 1, 2021 through November 30, 2021:

<u>PERIOD</u>	<u>TAX</u>	<u>LICENSE</u>	<u>PEN & INT</u>	<u>TOTAL COLLECTIONS</u>	<u>YEAR TO DATE</u>
2019 and Prior	\$ 5,341.00	\$ 40.00	\$ -	\$ 5,381.00	\$ 5,381.00
2020	2,769.70	20.00	181.97	2,971.67	4,263.02
2021	5,516.30	90.00	513.42	6,119.72	63,666.24
Total Collections	13,627.00	150.00	695.39	14,472.39	73,310.26
Refunds Issued	-	-	-	-	-
	<u>\$ 13,627.00</u>	<u>\$ 150.00</u>	<u>\$ 695.39</u>		
Net Collections				<u>\$ 14,472.39</u>	<u>\$ 73,310.26</u>


Amounts Deposited:

<u>Date</u>	<u>Batch #</u>	<u>Amount</u>
11/08/21	46/27	\$ 4,069.69
11/23/21	40/48/47/51/47/28	9,127.00
11/24/21	29	100.00
11/29/21	30	1,175.70
Total Deposited		<u>\$ 14,472.39</u>

We have enclosed our invoice for services.

Very truly yours,
JORDAN TAX SERVICE, INC.

WILLIAM R. LINNERT, JR.



Jordan Tax Service, Inc.

102 Rahway Road • McMurray, PA 15317-3349

(412) 835-5243 • Fax (412) 835-5244

(724) 731-2300 • Fax (724) 731-2398

www.jordantax.com

Tax & Record
Services

Municipal

Business

Individual

December 14, 2021

Borough of Crafton
Douglas Sample, Manager
Municipal Building
100 Stotz Avenue
Pittsburgh, PA 15205

Re: Real Estate Taxes
Collection Summary Report
November, 2021

Detailed below are the 2021 Real Estate Tax Collections deposited to the Borough account for the Month of November, 2021:

	CURRENT PERIOD			YEAR TO DATE
	REAL ESTATE	ROAD	TOTAL	
FACE TAX	\$ 5,766.29	\$ 2,156.70	\$ 7,922.99	\$ 2,245,478.65
Less: Discount	-	-	-	(40,180.50)
Plus: Penalty	366.72	133.34	500.06	4,062.07
Total Collections	<u>\$ 6,133.01</u>	<u>\$ 2,290.04</u>	<u>\$ 8,423.05</u>	<u>\$ 2,209,360.22</u>

Amounts Deposited:

Date	Batch #	Amount
11/05/21	41	\$ 5,601.64
11/17/21	42	2,150.53
11/23/21	43	670.88
Total Deposits		8,423.05
Less: Refunds		-
Net Collections		<u>\$ 8,423.05</u>

	2020	2020	2021	2021	TOTAL
	REAL ESTATE	ROAD	REAL ESTATE	ROAD	
FACE BALANCE 3/1/2021	\$ 10,433.99	\$ 3,533.16	\$ -	\$ -	\$ 13,967.15
Add: Billing 3/1/2021	-	-	1,692,839.96	663,965.74	2,356,805.70
Add: Additions	-	-	3,435.15	1,347.34	4,782.49
Less: Exonerations	(712.15)	(241.16)	(4,018.50)	(1,576.13)	(6,547.94)
ADJUSTED FACE BALANCE	9,721.84	3,292.00	1,692,256.61	663,736.95	2,369,007.40
Less: Total Collections	(3,669.64)	(1,242.61)	(1,609,117.50)	(631,448.90)	(2,245,478.65)
Less: Turned Over to Delinquent	-	-	-	-	-
FACE BALANCE 11/30/2021	<u>\$ 6,052.20</u>	<u>\$ 2,049.39</u>	<u>\$ 83,139.11</u>	<u>\$ 32,288.05</u>	<u>\$ 123,528.75</u>

Very truly yours,
JORDAN TAX SERVICE, INC.

WILLIAM R. LINNERT, JR.

Tax Collector's Monthly Report to Taxing Districts

For the Month of **NOVEMBER**, 2021
BOROUGH OF CRAFTON Taxing District

	Real Estate	Road	Prior Years Real Estate	Prior Years Road
A. Collections				
1. Balance Collectable-Beginning of Month	88,905.40	34,444.75	6,052.20	2,049.39
2A. Additions: During the Month(*)				
2B. Deductions: Credits During the Month - (from line 17)				
3. Total Collectable	88,905.40	34,444.75	6,052.20	2,049.39
4. Less: Face Collections for the Month	5,766.29	2,156.70		
5. Less: Deletions from the List (Gentrifications)				
6. Less: Exonerations (*)				
7. Less: Liens/Non-Lienable Installments(*)				
8. Balance Collectable - End of Month	83,139.11	32,288.05	6,052.20	2,049.39
B. Reconciliation of Cash Collected				
9. Face Amount of Collections - (must agree with line 4)	5,766.29	2,156.70	0.00	0.00
10. Plus: Penalties	366.72	133.34		
11. Less: Discounts	0.00	0.00		
12. Total Cash Collected per Column	6,133.01	2,290.04	0.00	0.00
13. Total Cash Collected				8,423.05
C. Payment of Taxes				
14. Amount Remitted During the Month (*)				TOTAL ALL TAXES
	Date	Transaction #	Amount	
	11/5/2021	41	5,601.64	
	11/17/2021	42	2,150.53	
	11/23/2021	43	670.88	
			Total	\$ 8,423.05
15. Amount paid with this Report Applicable to this Reporting Month			Trx. #	\$ 8,423.05
16. Total Remitted This Month				
17. List, Other Credit Adjustments (*)	Parcel #	Name	Amount	
			Total	\$ 8,423.05
18. Interest Earnings (if applicable)				\$

William R. Linnert
 Agent Acting on behalf of the Tax Collector
 Date 10/26/21

*+ Prior Yr. Collection:
 I verify this is a complete and accurate reporting of the balance collectable, taxes collected remitted for the month.
 Received by (taxing district): Carrington Homes Title: Tax Collector Date 10/26/21
 I acknowledge the receipt of this report.

Taxing District Use (Optional)
 Carryover from Previous Month \$
 Amount Collected This Month \$
 Less Amount Paid This Month \$
 Ending Balance \$

JORDAN TAX SERVICE, INC.
102 RAHWAY ROAD
MCMURRAY, PA 15317-3349
(724) 731-2300

December 13, 2021

Borough of Crafton
 Douglas Sample, Manager
 Municipal Building
 100 Stotz Avenue
 Pittsburgh, PA 15205

We are forwarding herewith counterfoils for delinquent taxes and municipal claims collected and satisfied since date of our last report. We are also forwarding deposit slips as summarized below and the Prothonotary's receipts for satisfaction costs advanced by our office.

DELINQUENT TAXES:

Receipts: #14206-14217

	Face Tax	Penalty	Interest	Costs	TOTAL
Prior	995.64	62.33	248.62	93.76	1,400.35
2020	1,835.45	128.88	75.60	132.00	2,171.93
Commission Collected					178.61

MUNICIPAL CLAIMS: "Trash"

Receipts: #2586, 2588-2596 (#2587 "VOID")

	Face Tax	Penalty	Interest	Costs	Comm	TOTAL
	2,364.75	233.50	-	54.00	-	2,652.25
Commission Collected						135.94

MUNICIPAL CLAIMS: "Trash"

Receipts: #4520, 4524

	Face Tax	Penalty	Interest	Costs	Comm	TOTAL
	218.43	-	-	-	-	218.43
Commission Collected						12.41

MUNICIPAL CLAIMS: "Sewage"

Receipts: #4519, 4521-4523, 4525-4526

	Face Tax	Penalty	Interest	Costs	Comm	TOTAL
	9,792.87	495.22	236.56	612.00	-	11,136.65
Commission Collected						561.38


<u>Total Collections, Taxes and Claims:</u>						
	Real Estate	\$	3,750.89	Ck. #1517		<u>\$ 18,467.95</u>
	Trash	\$	3,019.03	Ck. #1518		
	Sewage	\$	11,698.03	Ck. #1519		


Deposits Per Enclosed Receipts:

DATE	AMOUNT	DATE	AMOUNT	DATE	AMOUNT
11/03/21	100.00	11/16/21	791.70	11/24/21	1,991.57
11/03/21	501.08	11/16/21	968.24	11/29/21	100.00
11/04/21	190.00	11/18/21	271.95	11/29/21	4,399.83
11/05/21	58.15	11/18/21	275.46	12/01/21	145.04
11/05/21	7,253.58	11/24/21	1,421.35		
Total Deposits					<u>18,467.95</u>

*Partial Payments Not Yet Applied -\$413.54

JORDAN TAX SERVICE, INC.


 William R. Linnert, Jr.



Jordan Tax Service, Inc.

102 Rahway Road • McMurray, PA 15317-3349

(412) 835-5243 • Fax (412) 835-5244

(724) 731-2300 • Fax (724) 731-2398

www.jordantax.com

Tax & Record
Services

Municipal

Business

Individual

January 7, 2022

Borough of Crafton
Douglas Sample, Manager
Municipal Building
100 Stotz Avenue
Pittsburgh, PA 15205

Re: Delinquent Earned Income & Net Profits Tax
Collection Summary Report
December, 2021

Detailed below are the Delinquent Earned Income Tax Collections remitted to the Borough for the Month of December, 2021:

<u>PERIOD</u>	<u>TAX</u>	<u>PEN & INT</u>	<u>MUNICIPAL SHARE (50.00%)</u>	
			<u>MONTH</u>	<u>YEAR TO DATE</u>
2011 and Prior	\$ 330.48	\$ -	\$ 330.48	\$ 4,929.55
Add: Commissions	27.62	-	27.62	482.12
Refunds Issued	-	-	-	-
Net Collections	<u>\$ 358.10</u>	<u>\$ -</u>	<u>\$ 358.10</u>	<u>\$ 5,411.67</u>

Amounts Transferred:

<u>Date</u>	<u>Reference</u>	<u>Amount</u>
12/31/21	Ck #2502	<u>\$ 358.10</u>
Total Transfers		<u>\$ 358.10</u>

We have enclosed our invoice for services.

Very truly yours,
JORDAN TAX SERVICE, INC.

WRLjr/hlk

WILLIAM R. LINNERT, JR.


BOROUGH OF CRAFTON
Earned Income Tax Collections
 January through December 2021

	<u>Jan - Dec...</u>	<u>Budget</u>	<u>\$ Over B...</u>	<u>% of Bud...</u>
Income				
310 · Act 511 Taxes				
310.21 · EIT - Current	557,938.65	595,000.00	-37,061.35	93.8%
310.22 · EIT - Prior	280,405.79	235,000.00	45,405.79	119.3%
Total 310 · Act 511 Taxes	<u>838,344.44</u>	<u>830,000.00</u>	<u>8,344.44</u>	<u>101.0%</u>
319 · Penalty/Interest				
319.12 · P&I - EIT	182.92	1,000.00	-817.08	18.3%
Total 319 · Penalty/Interest	<u>182.92</u>	<u>1,000.00</u>	<u>-817.08</u>	<u>18.3%</u>
Total Income	<u>838,527.36</u>	<u>831,000.00</u>	<u>7,527.36</u>	<u>100.9%</u>
Gross Profit	838,527.36	831,000.00	7,527.36	100.9%
Expense				
403 · Tax Collection				
403.48 · Jordan-Act 32 SWTax District	15,624.10	15,000.00	624.10	104.2%
Total 403 · Tax Collection	<u>15,624.10</u>	<u>15,000.00</u>	<u>624.10</u>	<u>104.2%</u>
Total Expense	<u>15,624.10</u>	<u>15,000.00</u>	<u>624.10</u>	<u>104.2%</u>
Net Income	<u><u>822,903.26</u></u>	<u><u>816,000.00</u></u>	<u><u>6,903.26</u></u>	<u><u>100.8%</u></u>

CURRENT YEAR TO DATE DISTRIBUTIONS

	Resident Tax Amount	Non-Pen/Int Resident Amount	Costs & Credits	Total Collections	Dist Year	Resident Tax Amount	Non-Pen/Int Resident Amount	TD Commission	Charges & Credits	Total Distribution
DELQ-12 Collections	183.73	0.00	0.00	183.73	2021	183.73	0.00	0.00	0.00	\$183.73
DELQ-13 Collections	410.33	0.00	0.00	410.33	2021	410.33	0.00	0.00	0.00	\$410.33
DELQ-14 Collections	79.71	0.00	0.00	79.71	2021	79.71	0.00	0.00	0.00	\$102.21
DELQ-15 Collections	0.00	0.00	0.00	0.00	2021	0.00	0.00	0.00	0.00	50.00
DELQ-16 Collections	19.43	0.00	0.00	19.43	2021	19.43	0.00	0.00	0.00	\$19.43
DELQ-17 Collections	431.39	0.00	0.00	431.39	2021	431.39	0.00	0.00	0.00	\$462.88

DELQ-18 Collections	794.63	0.00	0.00	794.63	2021	794.63	0.00	0.00	0.00	\$800.03
DELQ-19 Collections	1,091.80	0.00	0.00	1,091.80	2021	1,091.80	0.00	0.00	0.00	\$1,091.80
DELQ-20 Collections	470.57	0.00	0.00	470.57	2021	470.57	0.00	0.00	0.00	\$474.86
DELQ-21 Collections	17.38	0.00	0.00	17.38	2021	17.38	0.00	0.00	0.00	\$18.16
2012 Collections	41.15	0.00	0.00	41.15	2021	41.15	0.00	0.00	0.00	\$41.15
2013 Collections	(2.94)	0.00	0.00	(2.94)	2021	(2.94)	0.00	0.05	0.00	(\$2.89)
2013 Refunds	(10.00)	0.00	0.00	(10.00)	2021	(10.00)	0.00	0.00	0.00	(\$10.00)
2014 Collections	6.98	0.00	0.00	6.98	2021	6.98	0.00	0.13	0.00	\$6.85
2015 Refunds	33.50	0.00	0.00	33.50	2021	33.50	0.00	0.00	0.00	\$33.50
2016 Collections	(154.37)	0.00	0.00	(154.37)	2021	(154.37)	0.00	2.78	0.00	(\$151.59)
2016 Refunds	42.50	0.00	0.00	42.50	2021	42.50	0.00	0.00	0.00	\$42.50
2017 Collections	(118.82)	0.00	0.00	(118.82)	2021	(118.82)	0.00	4.25	0.00	(\$114.57)
2017 Refunds	(135.50)	0.00	0.00	(135.50)	2021	(135.50)	0.00	0.00	0.00	(\$135.50)
2018 Collections	220.34	0.00	0.00	220.34	2021	220.34	0.00	(5.90)	0.00	\$214.44
2018 Refunds	(263.50)	0.00	0.00	(263.50)	2021	(263.50)	0.00	0.00	0.00	(\$263.50)
2019 Collections	5,045.19	0.00	0.00	5,062.69	2021	5,045.19	0.00	(91.17)	0.00	\$4,974.02
2019 Refunds	(1,335.50)	0.00	0.00	(1,335.50)	2021	(1,335.50)	0.00	0.00	0.00	(\$1,335.50)
2020 Collections	240,188.91	1,183.82	0.00	241,462.61	2021	240,188.91	1,183.82	(4,358.06)	0.00	\$237,105.55
2020 Refunds	(35,573.00)	(585.60)	0.00	(36,258.60)	2021	(35,573.00)	(695.00)	0.00	0.00	(\$36,268.00)
2021 Collections	636,307.35	3,700.90	0.00	640,062.48	2021	636,307.35	3,700.90	(11,441.41)	0.00	\$628,651.07
Current Year To Date	847,791.11	4,188.72	339.26	852,320.09	2021	847,791.11	4,188.72	(15,890.50)	0.00	\$836,429.56



Jordan Tax Service, Inc.

102 Rahway Road • McMurray, PA 15317-3349

(412) 835-5243 • Fax (412) 835-5244

(724) 731-2300 • Fax (724) 731-2398

www.jordantax.com

Tax & Record Services

Municipal

Business

Individual

January 7, 2022

Borough of Crafton
Douglas Sample, Manager
Municipal Building
100 Stotz Avenue
Pittsburgh, PA 15205

RE: Business Privilege Tax
Collection Summary Report
December, 2021

Detailed below are the Business Privilege Tax Collections remitted to the Borough for the Collection Period of December 1, 2021 through December 31, 2021:

<u>PERIOD</u>	<u>TAX</u>	<u>LICENSE</u>	<u>PEN & INT</u>	<u>TOTAL COLLECTIONS</u>	<u>YEAR TO DATE</u>
2019 and Prior	\$ -	\$ -	\$ 1,243.00	\$ 1,243.00	\$ 6,624.00
2020	-	-	191.50	191.50	4,454.52
2021	-	30.00	48.50	78.50	63,744.74
Total Collections	-	30.00	1,483.00	1,513.00	74,823.26
Refunds Issued	-	-	-	-	-
	<u>\$ -</u>	<u>\$ 30.00</u>	<u>\$ 1,483.00</u>		
Net Collections				<u>\$ 1,513.00*</u>	<u>\$ 74,823.26</u>

Amounts Remitted:

<u>Date</u>	<u>Batch #</u>	<u>Amount</u>
12/30/21	41/49/48/52/48/31-32	\$ 1,513.00
Total Deposited		<u>\$ 1,513.00</u>


We have enclosed our invoice for services.

Very truly yours,
JORDAN TAX SERVICE, INC.

WILLIAM R. LINNERT, JR.

WRLjr/hlk

* Returned by Huntington Bank?
Redeposited on 1/6/2022



Jordan Tax Service, Inc.

102 Rahway Road • McMurray, PA 15317-3349

(412) 835-5243 • Fax (412) 835-5244

(724) 731-2300 • Fax (724) 731-2398

www.jordantax.com

Tax & Record
Services

Municipal

Business

Individual

January 7, 2022

Borough of Crafton
Douglas Sample, Manager
Municipal Building
100 Stotz Avenue
Pittsburgh, PA 15205

Re: Local Services Tax Collections
Collection Summary Report
December, 2021

Detailed below are the Local Services Tax Collections remitted to the Borough for the Collection Period of December 1, 2021 through December 31, 2021:

<u>PERIOD</u>	<u>TAX</u>	<u>PEN & INT</u>	<u>TOTAL COLLECTIONS</u>	<u>YEAR TO DATE</u>
2019 and Prior	\$ -	\$ -	\$ -	\$ 10.00
2020	-	-	-	12,424.50
2021	62.00	-	62.00	36,621.42
Total Collections	62.00	-	62.00	49,055.92
Refunds Issued	-	-	-	-
	<u>\$ 62.00</u>	<u>\$ -</u>	<u>\$ 62.00</u>	<u>\$ 49,055.92</u>
Net Collections			<u>\$ 62.00</u>	<u>\$ 49,055.92</u>

Amounts Remitted:


<u>Date</u>	<u>Batch #</u>	<u>Amount</u>
12/01/21	33	\$ 62.00
		-

Total Deposited \$ 62.00

We have enclosed our invoice for services.

Very truly yours,
JORDAN TAX SERVICE, INC.

WILLIAM R. LINNERT, JR.



Jordan Tax Service, Inc.

102 Rahway Road • McMurray, PA 15317-3349

(412) 835-5243 • Fax (412) 835-5244

(724) 731-2300 • Fax (724) 731-2398

www.jordantax.com

Tax & Record
Services

Municipal

Business

Individual

January 7, 2022

Borough of Crafton
Douglas Sample, Manager
Municipal Building
100 Stotz Avenue
Pittsburgh, PA 15205

RE: Trash Removal
Collection Summary Report
Nov. thru Dec., 2021

Detailed below are the 2021 Trash Removal Collections remitted to the Borough for the Months of November through December, 2021:

	<u>BILLING FEE</u>	<u>GARBAGE</u>	<u>TOTAL</u> <u>CURRENT PERIOD</u>	<u>YEAR TO DATE</u>
FACE TAX	\$ 205.00	\$ 18,662.21	\$ 18,867.21	\$ 526,572.09
Less: Discount	-	-	-	(18,952.00)
Plus: Penalty	-	1,273.95	1,273.95	2,955.60
Total Collections	\$ 205.00	\$ 19,936.16	\$ 20,141.16	\$ 510,575.69


Amounts Deposited:

<u>Date</u>	<u>Amount</u>
12/31/21	\$ 20,141.16
Total	20,141.16
Less: Refunds	-
Total Deposits	\$ 20,141.16

	<u>BILLING</u>	<u>GARBAGE</u>	<u>YEAR-TO-DATE</u>
FACE BALANCE 02/01/2021	\$ 9,870.00	\$ 597,310.00	\$ 607,180.00
Add: Additions	-	57.50	57.50
Less: Deletions	-	(274.50)	(274.50)
ADJUSTED FACE BALANCE	9,870.00	597,093.00	606,963.00
Less: Total Collections	(8,645.00)	(517,927.09)	(526,572.09)
Less: Turned Over to Delinquent	-	-	-
FACE BALANCE 12/31/2021	\$ 1,225.00	\$ 79,165.91	\$ 80,390.91

Very truly yours,
JORDAN TAX SERVICE, INC.

WILLIAM R. LINNERT, JR.



Jordan Tax Service, Inc.

102 Rahway Road • McMurray, PA 15317-3349

(412) 835-5243 • Fax (412) 835-5244

(724) 731-2300 • Fax (724) 731-2398

www.jordantax.com

Tax & Record
Services

Municipal
Business
Individual

January 7, 2022

Borough of Crafton
Douglas Sample, Manager
Municipal Building
100 Stotz Avenue
Pittsburgh, PA 15205

Re: Real Estate Taxes
Collection Summary Report
December, 2021

Detailed below are the 2021 Real Estate Tax Collections deposited to the Borough account for the Month of December, 2021:

	CURRENT PERIOD			YEAR TO DATE
	REAL ESTATE	ROAD	TOTAL	
FACE TAX	\$ 4,781.50	\$ 2,507.76	\$ 7,289.26	\$ 2,252,767.91
Less: Discount	(10.42)	(4.10)	(14.52)	(40,195.02)
Plus: Penalty	474.22	182.23	656.45	4,718.52
Total Collections	\$ 5,245.30	\$ 2,685.89	\$ 7,931.19	\$ 2,217,291.41

Amounts Deposited:

Date	Batch #	Amount
12/01/21	44	\$ 933.56
12/08/21	45	1,832.62
12/13/21	46	1,087.54
12/30/21	61/47-49	4,354.01
Total Deposits		8,207.73
Less: Refunds	1004/1003	(276.54)
Net Collections		\$ 7,931.19

	2020	2020	2021	2021	TOTAL
	REAL ESTATE	ROAD	REAL ESTATE	ROAD	
FACE BALANCE 3/1/2021	\$ 10,433.99	\$ 3,533.16	\$ -	\$ -	\$ 13,967.15
Add: Billing 3/1/2021	-	-	1,692,839.96	663,965.74	2,356,805.70
Add: Additions	-	-	29,388.67	11,526.84	40,915.51
Less: Exonerations	(889.05)	(301.07)	(4,408.98)	(1,725.10)	(7,324.20)
ADJUSTED FACE BALANCE	9,544.94	3,232.09	1,717,819.65	673,767.48	2,404,364.16
Less: Total Collections	(4,338.14)	(1,468.98)	(1,613,230.50)	(633,730.29)	(2,252,767.91)
Less: Turned Over to Delinquent	-	-	-	-	-
FACE BALANCE 12/31/2021	\$ 5,206.80	\$ 1,763.11	\$ 104,589.15	\$ 40,037.19	\$ 151,596.25

Very truly yours,
JORDAN TAX SERVICE, INC.

WILLIAM R. LINNERT, JR.

Tax Collector's Monthly Report to Taxing Districts

For the Month of DECEMBER, 2021
BOROUGH OF CRAFTON
 Taxing District

		Real Estate	Road	Prior Years Real Estate	Prior Years Road
A. Collections					
1.	Balance Collectable-Beginning of Month	83,139.11	32,288.05	6,052.20	2,049.39
2A.	Additions: During the Month(*)	25,953.52	10,179.50		
2B.	Deductions: Credits During the Month - (from line 17)				
3.	Total Collectable	109,092.63	42,467.55	6,052.20	2,049.39
4.	Less: Face Collections for the Month	4,113.00	2,281.39	668.50	226.37
5.	Less: Deletions from the List (Gentrifications)				
6.	Less: Exonerations (*)	390.48	148.97	176.90	59.91
7.	Less: Liens/Non-Lienable Installments(*)				
8.	Balance Collectable - End of Month	104,589.15	40,037.19	5,206.80	1,763.11
B. Reconciliation of Cash Collected					
9.	Face Amount of Collections - (must agree with line 4)	4,113.00	2,281.39	668.50	226.37
10.	Plus: Penalties	407.37	159.59	66.85	22.64
11.	Less: Discounts	10.42	4.10	0.00	0.00
12.	Total Cash Collected per Column	4,509.95	2,436.88	735.35	249.01
13.	Total Cash Collected				7,931.19
C. Payment of Taxes					
14.	Amount Remitted During the Month (*)	TOTAL ALL TAXES			
	Date	Transaction #	Amount		
	12/1/2021	44	933.56		
	12/8/2021	45	1,832.62		
	12/13/2021	46	1,087.54		
	12/30/2021	61/47-49	4,354.01		
		1004/1003 - Refunds	(276.54)		
			Total	\$	7,931.19
15.	Amount paid with this Report Applicable to this Reporting Month	Trx. #		\$	7,931.19
16.	Total Remitted This Month			\$	7,931.19
17.	List, Other Credit Adjustments (*)	Parcel #	Name	Amount	
			Total	0.00	
18.	Interest Earnings (if applicable)		\$ *		
Taxing District Use (Optional) Carryover from Previous Month \$ Amount Collected This Month \$ Less Amount Paid This Month \$ Ending Balance \$					

* Prior Yr. Collections Agent Acting on behalf of the Tax Collector Date
 I verify this is a complete and accurate reporting of the balance collectable, taxes collected remitted for the month.
 Received by (taxing district) Lawrence S. ... Title: Tax Collector Date 1/2/22
 I acknowledge the receipt of this report.

JORDAN TAX SERVICE, INC.
102 RAHWAY ROAD
MCMURRAY, PA 15317-3349
(724) 731-2300

January 17, 2022

Borough of Crafton
 Douglas Sample, Manager
 Municipal Building
 100 Stotz Avenue
 Pittsburgh, PA 15205

We are forwarding herewith counterfoils for delinquent taxes and municipal claims collected and satisfied since date of our last report. We are also forwarding deposit slips as summarized below and the Prothonotary's receipts for satisfaction costs advanced by our office.

DELINQUENT TAXES:

Receipts: #14218-14229

	Face Tax	Penalty	Interest	Costs	TOTAL
Prior	1,560.96	92.36	140.76	91.00	1,885.08
2020	208.09	-	5.24	-	213.33
Record/Sheriff Sale Costs					294.75
Commission Collected					104.92

MUNICIPAL CLAIMS: "Trash"

Receipts: #2597-2603

	Face Tax	Penalty	Interest	Costs	Comm	TOTAL
	723.71	91.50	-	18.00	-	833.21
Commission Collected						41.67

MUNICIPAL CLAIMS: "Trash"

Receipts: #4530, 4533, 4535-4536

	Face Tax	Penalty	Interest	Costs	Comm	TOTAL
	734.82	32.75	125.54	145.00	-	1,038.11
Commission Collected						55.72

MUNICIPAL CLAIMS: "Sewage"

Receipts: #4527-4529, 4531-4532, 4534

	Face Tax	Penalty	Interest	Costs	Comm	TOTAL
	1,538.30	52.80	35.20	-	-	1,626.30
Record/Sheriff Sale Costs						153.00
Commission Collected						90.60

Total Collections, Taxes and Claims:

Real Estate	\$	2,498.08	Ck. #1520	\$	6,336.69
Trash	\$	1,968.71	Ck. #1521		
Sewage	\$	1,869.90	Ck. #1522		

Deposits Per Enclosed Receipts:

DATE	AMOUNT	DATE	AMOUNT	DATE	AMOUNT
12/08/21	631.83	12/21/21	424.12	12/30/21	68.30
12/08/21	1,412.85	12/28/21	149.49	12/30/21	96.36
12/09/21	75.30	12/28/21	385.67	12/31/21	810.00
12/09/21	190.00	12/29/21	374.75		
12/09/21	1,699.76	12/30/21	18.26		

Total Deposits

6,336.69

*Partial Payments Not Yet Applied - \$652.87

JORDAN TAX SERVICE, INC.


 William R. Linnert, Jr.

**BOROUGH OF CRAFTON
POLICE DEPARTMENT**

MARK A. SUMPTER
CHIEF OF POLICE

100 STOTZ AVENUE
CRAFTON, PENNSYLVANIA 15205

JAMES G. BLOOM
MAYOR



December 17, 2021

Crafton Police responded to 151 complaints during the month of November 2021.

The following 3 pages attached show a printout of the calls answered by Crafton Police.

Paid parking tags for the month of November - \$135.00

Copies of Police Reports – \$150.00

No solicitor permits were issued for the month of November

No truck permits were issued for the month of November

Fines collected by the Magistrate and paid to the borough for November - \$ 1,125.48

There were 34 citations issued, 26 citation warnings, 9 parking tags, 0 AccuTrak – total 69

Crafton Borough had 1 narcotic related call for the month of November 2021. Naloxone (Narcan) was used 0 times by EMS and 2 times by police.

Mileage on Police Cars:

Unit # 11-1 - 1,242 miles ending at 43,584

Unit # 11-2 – 1,824 miles ending at 53,615

Unit # 11-3 - 924 miles ending at 72,167

Unit # 11-4 - 1,271 miles ending at 9,090

Respectfully submitted,

Barbara H. Berkhouse

Barbara H. Berkhouse
Police Secretary

Calls for Service - by Keyword

CRAFTON BOROUGH

Incidents Reported Between 11/01/2021 and 11/30/2021

Code	Description	Primary Count	Secondary UCR Count		
			Code 2	Code 3	Code 4
911 HANGUP					
3802	SERVICE CALL-911 HANG UP	1			
ACCIDENT M					
3100	MOTOR VEHICLE ACCIDENTS	1			
6004	TRAFFIC ACC. INVOLVING PROPERTY DAMAGE	1			
		<u>2</u>			
ALARM					
2626	ALL OTHER OFFENSES - FALSE FIRE ALARM	2			
3810	SERVICE CALL-ALARMS-UNFOUNDED-EXCPT FIRE	12			
3840	FIRES (INCLUDING ALARMS-FOUNDED/UNFOUNDED)	5			
		<u>19</u>			
ANIMAL					
5505	ANIMAL COMPLAINT - DEER	1			
5506	ANIMAL COMPLAINTS - STRAY ANIMALS	2			
5510	ANIMAL COMPLAINTS - OTHER	2			
		<u>5</u>			ANIMAL CONTROL CONTACTED ON ONE CALL
ASSAULT					
0410	ASSAULT - FIREARM	1			
0440	ASSAULT - HANDS, FISTS, FEET	1			
		<u>2</u>			
ASSIST MOT					
3820	SERVICE CALL-ASSIST MOTORIST/DISABLE VEH	2			
ASSIST POL					
7504	ASSIST OTHER AGENCIES - OTHER POLICE	3			
CHECK WELF					
3801	SERVICE CALL-CHECK WELFARE	6			
DISTURBANC					
3610	DISTURBANCES-NOISE	4			
3620	DISTURBANCES-OTHER (FIGHTS, DISPUTES, ETC)	5			
		<u>9</u>			
DOA					
3320	DOA	1			
DOMESTIC					
3600	DISTURBANCES-DOMESTIC	11			
DRUG					
1831	NARCOTICS-POSSESSION-MORPHINE, HEROIN, ETC	1			
1891	DRUG EQUIPMENT VIOLATIONS	1			
		<u>2</u>			
ELECTRICAL					
4026	NON-CRIMINAL-WIRES AND POLES DOWN	1			

Calls for Service - by Keyword

CRAFTON BOROUGH

Incidents Reported Between 11/01/2021 and 11/30/2021



Code	Description	Primary Count	Secondary UCR Count		
			Code 2	Code 3	Code 4
FAMILY					
2902	FAMILY-CHILD WELFARE	1			
FOUND ANIM					
5002	LOST & FOUND - FOUND ANIMAL	1			
FOUND ARTI					
5004	LOST & FOUND - FOUND ARTICLES	2			
FRAUD					
1100	FRAUD	4			
1150	FRAUD - CREDIT CARDS, ATM	1			
		<u>5</u>			
HARASSMENT					
2450	HARASSMENT	2			
HARASSSMEN					
2410	HARASSMENT BY COMMUNICATION	1			
HAZARDOUS					
3850	HAZARDOUS CONDITIONS	3			
HIT AND RU					
8519	HIT AND RUN ACCIDENT	2			
INFORMATIO					
7010	PUBLIC SERVICES-NOTIFICATIONS(POL.INFO.)	1			
LOCKOUT					
3860	SERVICE CALL-LOCKOUTS (VEHICLE/BLDG)	1			
MEDICAL					
3870	MEDICAL EMERGENCY	6			
7008	PUBLIC SERVICES - MEDICAL ASSISTANCE	5			
		<u>11</u>			
MENTAL					
3400	MENTAL HEALTH	3			
MISSING PE					
5014	LOST & FOUND - MISSING ADULT FEMALES	1			
OPEN BURN					
2820	TWP ORD-OPEN BURNING	3			

Calls for Service - by Keyword

CRAFTON BOROUGH

Incidents Reported Between 11/01/2021 and 11/30/2021



Code	Description	Primary Count	Secondary UCR Count		
			Code 2	Code 3	Code 4
PFA					
2647	ALL OTHERS - PROTECTIVE ORDERS	1			
PUBL DRUNK					
2300	PUBLIC DRUNKENESS	1			
RECOV PROP					
3000	FOUND/RECOVERED PROPERTY	2			
SUSP AUTO					
4020	NON-CRIMINAL - SUSPICIOUS AUTO	1			
SUSPICIOUS					
3500	SUSPICIOUS PERSONS,AUTOS,CIRCUMSTANCES	19			
SVC CALL					
3800	SERVICE CALL-MISCELLANEOUS	7			
THEFT					
0614	THEFT-\$200 & OVER-FROM AUTO (EXCPT 0615)	2			
0617	THEFT-\$200 & OVER-FROM BUILDINGS	1			
0624	THEFT-\$50 TO \$200-FROM AUTO (EXCPT 0625)	1			
		<u>4</u>			
TRAF CIT					
CITT	TRAFFIC CITATION	20			
TRAFFIC					
3900	TRAFFIC & PARKING PROBLEMS	11			
TRESPASS					
2660	TRESPASSING OF REAL PROPERTY	2			
WARRANT					
WARR	WARRANT	1			
WATER LEAK					
4024	NON-CRIMINAL - WATER LEAKS,MAINS, ETC.	1			
Total Calls		<u>171</u>			
		<u>20</u>			
		<u>151</u>			

**BOROUGH OF CRAFTON
POLICE DEPARTMENT**

**MARK A. SUMPTER
CHIEF OF POLICE**

100 STOTZ AVENUE
CRAFTON, PENNSYLVANIA 15205

**COLETTA A. PERRY
MAYOR**



January 21, 2022

Crafton Police responded to 145 complaints during the month of December 2021.

The following 3 pages attached show a printout of the calls answered by Crafton Police.

No paid parking tags for the month of December
Copies of Police Reports for the month of December - \$90.00
No solicitor permits were issued for the month of December
One truck permit was issued for the month of December - \$10.00
Fines collected by the Magistrate and paid to the borough for December - \$ 1,065.55
There were 23 citations issued, 21 citation warnings, 0 parking tags, 0 AccuTrak – total 44

Crafton Borough had 1 narcotic related call for the month of December 2021. Naloxone (Narcan) was used 1 times by EMS and 0 times by police.

Mileage on Police Cars:

Unit # 11-1 - 984 miles ending at 44,568
Unit # 11-2 - 1,585 miles ending at 55,200
Unit # 11-3 - 1,176 miles ending at 73,343
Unit # 11-4 - 879 miles ending at 9,969

Respectfully submitted,

Barbara H. Berkhouse
Barbara H. Berkhouse
Police Secretary

Calls for Service - by Keyword

CRAFTON BOROUGH



Incidents Reported Between 12/01/2021 and 12/31/2021

Code	Description	Primary Count	Secondary UCR Count		
			Code 2	Code 3	Code 4
ACCIDENT M					
3100	MOTOR VEHICLE ACCIDENTS	5			
6006	TRAFFIC ACCIDENT INVOLVING INJURY	1			
6008	ACCIDENT INVOLVING NONINJURY	1			
		7			
ALARM					
3810	SERVICE CALL-ALARMS-UNFOUNDED-EXCPT FIRE	19			
3840	FIRES (INCLUDING ALARMS-FOUNDED/UNFOUND)	2			
		21			
ALL OTHER					
2640	ALL OTHER ORDINANCE VIOLATIONS	1			
2664	ALL OTHER OFFENSES - ALL OTHER (MISC.)	1			
		2			
ANIMAL					
3805	SERVICE CALL-ANIMAL	1			
5505	ANIMAL COMPLAINT - DEER	1			
5506	ANIMAL COMPLAINTS - STRAY ANIMALS	1			
		3			
ASSIST FIR					
7502	ASSIST OTHER AGENCIES - FIRE DEPT.	1			
ASSIST MOT					
3820	SERVICE CALL-ASSIST MOTORIST/DISABLE VEH	4			
ASSIST POL					
7504	ASSIST OTHER AGENCIES - OTHER POLICE	2			
CHECK WELF					
3801	SERVICE CALL-CHECK WELFARE	10			
CRIM MISCH					
1410	CRIMINAL MISCHIEF TO AUTOMOBILES	1			
DISTURBANC					
3610	DISTURBANCES-NOISE	1			
3620	DISTURBANCES-OTHER (FIGHTS,DISPUTES,ETC)	8			
		9			
DOA					
3320	DOA	1			
DOMESTIC					
3600	DISTURBANCES-DOMESTIC	13			
DUI					
2110	DRIVING UNDER THE INFLUENCE-LIQUOR/DRUGS	1			
2112	DRIVE UNDER INFLUENCE-ALCOHOL-IMPAIRED	1			

NO CALLS TO ANIMAL CONTROL FOR THIS MONTH



Calls for Service - by Keyword

CRAFTON BOROUGH

Incidents Reported Between 12/01/2021 and 12/31/2021



Code	Description	Primary Count	Secondary UCR Count		
			Code 2	Code 3	Code 4
ELECTRICAL		2			
4026	NON-CRIMINAL-WIRES AND POLES DOWN	2			
FOUND ARTI					
5004	LOST & FOUND - FOUND ARTICLES	2			
FRAUD					
1100	FRAUD	2			
GAS LEAK					
4012	NON-CRIMINAL - GAS LEAKS & EXPLOSIONS	1			
HARASSMENT					
2450	HARASSMENT	4			
HARASSSMEN					
2410	HARASSMENT BY COMMUNICATION	2			
HAZARDOUS					
3850	HAZARDOUS CONDITIONS	2			
HIT AND RU					
8519	HIT AND RUN ACCIDENT	1			
INFORMATIO					
7010	PUBLIC SERVICES-NOTIFICATIONS(POL.INFO.)	1			
LOCKOUT					
3860	SERVICE CALL-LOCKOUTS (VEHICLE/BLDG)	1			
LOST ARTIC					
5008	LOST & FOUND - LOST ARTICLES	1			
MEDICAL					
3870	MEDICAL EMERGENCY	2			
7008	PUBLIC SERVICES - MEDICAL ASSISTANCE	8			
		<u>10</u>			
MENTAL					
3400	MENTAL HEALTH	1			
MISSING PE					
5016	LOST & FOUND - MISSING ADULT MALES	1			
OPEN BURN					

Calls for Service - by Keyword

CRAFTON BOROUGH

Incidents Reported Between 12/01/2021 and 12/31/2021



Code	Description	Primary Count	Secondary UCR Count		
			Code 2	Code 3	Code 4
OPEN BURN					
2820	TWP ORD-OPEN BURNING	1			
OPEN DOOR					
3880	OPEN DOORS/WINDOWS - DISCOVERED	2			
PROPERTY					
2910	LOST/MISSING PROPERTY	1			
RECOV PROP					
3000	FOUND/RECOVERED PROPERTY	1			
SUSP PERSN					
4022	NON-CRIMINAL - SUSPICIOUS PERSON	1			
SUSPICIOUS					
3500	SUSPICIOUS PERSONS,AUTOS,CIRCUMSTANCES	17			
SVC CALL					
3800	SERVICE CALL-MISCELLANEOUS	5			
THEFT					
0617	THEFT-\$200 & OVER-FROM BUILDINGS	1			
0623	THEFT-\$50 TO \$200-RETAIL THEFT	1			
0633	THEFT-UNDER \$50-RETAIL THEFT	1			
		3			
TRAF CIT					
CITT	TRAFFIC CITATION	8			
TRAFFIC					
3900	TRAFFIC & PARKING PROBLEMS	5			
WARRANT					
3710	WARRANTS-OUTSIDE AGENCY-SERVICE	1			
8114	WARRANTS - OTHER AUTHORITY-OTHER WARRANT	1			
		2			
	Total Calls	153			
		8			
		145			

NORTHWEST EMS

366 HELEN STREET
MCKEES ROCKS PA 15136
412-331-2600 DISPATCH
412-331-3133 FAX



Crafton Borough Report November 2021

Total Run Numbers:

- Total Emergency and Non-Emergency 911 Responses: **49**
Average Response Time (E0-E4): **7 min. 04 sec.**
- Total Emergency 911 Response: **45**
Average Response Time (E0-E3): **7 min. 05 sec.**
- Total Highest Priority Response: **25**
Average Response Time (E0-E1): **7 min. 07 sec.**

Response Times by Category and NFPA Compliance:

- E0 Response: **11**
Average Response Time: **7 min. 14 sec.**
NFPA Compliance: **100%**
- E1 Response: **14**
Average Response Time: **7 min. 00 sec.**
NFPA Compliance: **100%**
- E0 + E1 Response: **25**
Average Response Time: **7 min. 07 sec.**
NFPA Compliance: **100%**
- E2 Response: **10**
Average Response Time: **6 min. 59 sec.**
- E3 Response: **10**
Average Response Time: **7 min. 07 sec.**
- E4 Response: **4**
Average Response Time: **6 min. 57 sec.**

Mutual Aid Calls:

- Calls Given to Scott Township EMS (Station 740): **2**
- Calls Given to Ingram EMS (Station 760): **0**
- Calls Given to Robinson EMS (Station 810): **1**
- Calls Given to Collier Township EMS (Station 770): **1**

- NorthWest EMS Requested for Mutual Aide:
Calls Taken for Station 810: **1**
Calls Taken for Station 760: **24**

Submitted by: Brian O'Connor 412-331-2600 boconnor@northwestems.net

Crafton - November 2021

Date Enroute	Response Code	Time Dispatched	Time Arrived	Response Time	Referring Address	Unit	Outcome
11/1/2021	E1	16:35:58	16:38:00	00:02:02	25 E CRAFTON AVE	1901	Patient Refused Care/Transport
11/1/2021	E3	23:14:19	23:27:47	00:13:28	97 E STEUBEN ST	1901	Mercy
11/2/2021	E1	00:06:01	00:08:42	00:02:41	25 E CRAFTON AVE	1903	Presbyterian
11/2/2021	E0	13:41:17	13:50:25	00:09:08	307 MAXWELL ST	1902	Patient Refused Care/Transport
11/3/2021	E1	22:10:00	22:16:00	00:06:00	307 MAXWELL ST	1903	Presbyterian
11/5/2021	E1	06:37:46	06:43:01	00:05:15	23 MCMUNN AVE	1903	Mercy
11/6/2021	E3	09:14:39	09:20:45	00:06:06	51 WALSH RD	1903	Heritage Valley Kennedy
11/6/2021	E1	12:14:52	12:24:23	00:09:31	87 WOODLAWN AVE	1902	Presbyterian
11/6/2021	E2	15:09:27	15:19:34	00:10:07	25 E CRAFTON AVE	1902	Mercy
11/6/2021	E1	17:18:02	17:26:23	00:08:21	29 RICHMOND ST	1903	Heritage Valley Kennedy
11/7/2021	E1	04:24:40	04:30:14	00:05:34	5 CROSS ST	1903	Patient Refused Care/Transport
11/8/2021	E1	11:52:50	12:00:07	00:07:17	23 JOHNSTON ST	1903	AGH
11/8/2021	E4	18:54:48	19:00:00	00:05:12	25 E CRAFTON AVE	1907	Patient Refused Care/Transport
11/9/2021	E0	00:21:33	00:24:31	00:02:58	83 S LINWOOD AVE	1903	AGH
11/9/2021	E1	11:55:18	12:00:13	00:04:55	1215 FOSTER AVE	1905	Patient Refused Care/Transport
11/9/2021	E0	16:03:46	16:09:55	00:06:09	630 BROADHEAD AVE	1903	AGH
11/10/2021	E0	14:53:59	15:00:53	00:06:54	35 OREGON AVE	1905	Mercy
11/10/2021	E2	16:22:26	16:25:17	00:02:51	57 NOBLE AVE	1903	Children's
11/11/2021	E2	03:53:40	03:57:38	00:03:58	23 MCMUNN AVE	1903	Mercy
11/11/2021	E2	16:07:00	16:18:31	00:11:31	20 S GRANDVIEW AVE	1904	Mercy
11/12/2021	E4	07:10:49	07:14:22	00:03:33	48 OREGON AVE	1903	Mercy
11/12/2021	E1	08:44:51	08:49:47	00:04:56	1215 FOSTER AVE	1903	Patient Refused Care/Transport
11/12/2021	E0	15:28:31	15:33:00	00:04:29	9 HARDY ST	1903	Mercy
11/13/2021	E0	08:53:34	08:57:47	00:04:13	82 DINSMORE AVE	1903	St. Clair
11/13/2021	E3	14:08:08	14:24:22	00:16:14	306 MAXWELL ST	1901	Mercy
11/15/2021	E2	13:17:42	13:23:28	00:05:46	1215 FOSTER AVE	1906	Heritage Valley Kennedy
11/16/2021	E3	08:06:45	08:11:02	00:04:17	15 OREGON AVE	1903	Heritage Valley Kennedy
11/16/2021	E2	11:58:35	12:04:50	00:06:15	15 LYONS ST	1901	St. Clair
11/17/2021	E3	00:55:02	01:08:49	00:13:47	23 MCMUNN AVE	1903	Mercy

11/17/2021	E3	03:49:52	03:50:10	00:00:18	100 STOTZ AVE	1903	Heritage Valley Kennedy
11/17/2021	E0	08:38:35	08:46:51	00:08:16	23 DIVISION ST	1901	Mercy
11/17/2021	E0	08:54:32	09:00:59	00:06:27	25 E CRAFTON AVE	1902	Presbyterian
11/19/2021	E0	11:57:15	12:08:04	00:10:49	537 WILLARD AVE	1902	AGH
11/19/2021	E3	23:46:14	23:59:37	00:13:23	100 STOTZ AVE	1902	Patient Refused Care/Transport
11/20/2021	E2	15:58:49	16:11:06	00:12:17	15 WARREN ST	1903	St. Clair
11/21/2021	E2	12:17:20	12:31:18	00:13:58	117 W STEUBEN ST	1903	Mercy
11/21/2021	E1	16:42:01	16:51:06	00:09:05	25 E CRAFTON AVE	1903	Patient Refused Care/Transport
11/22/2021	E0	02:50:32	02:56:59	00:06:27	1215 FOSTER AVE	1903	Mercy
11/22/2021	E4	08:38:18	08:41:54	00:03:36	1215 FOSTER AVE	1903	Patient Refused Care/Transport
11/23/2021	E1	08:36:38	08:45:26	00:08:48	1215 FOSTER AVE	190C3	Patient Refused Care/Transport
11/24/2021	E3	16:15:13	16:24:08	00:08:55	25 E CRAFTON AVE	1906	Heritage Valley Kennedy
11/24/2021	E2	17:20:13	17:27:58	00:07:45	1751 CRAFTON BLVD	190C3	Dead at Scene
11/25/2021	E0	20:08:35	20:12:51	00:04:16	1215 FOSTER AVE	1903	AGH
11/26/2021	E3	04:01:07	04:04:05	00:02:58	25 E CRAFTON AVE	1903	Patient Refused Care/Transport
11/26/2021	E3	11:29:11	11:33:56	00:04:45	25 E CRAFTON AVE	1904	Presbyterian
11/29/2021	E2	11:49:42	11:53:56	00:04:14	40 FOSTER AVE	1902	Patient Refused Care/Transport
11/29/2021	E1	18:38:50	18:42:09	00:03:19	118 E CRAFTON AVE	1903	St. Clair
11/30/2021	E4	06:07:36	06:20:00	00:12:24	51 N LINWOOD AVE	1903	Patient Refused Care/Transport
11/30/2021	E1	12:05:57	12:13:16	00:07:19	261 CLEARVIEW AVE	1906	AGH

Totals	Priority	Average	Combined Averages
11	E0	00:07:14	
14	E1	00:07:00	00:07:07
10	E2	00:06:59	00:07:00
10	E3	00:07:07	00:07:03
4	E4	0:06:57	00:07:02

NORTHWEST EMS

366 HELEN STREET
MCKEES ROCKS PA 15136
412-331-2600 DISPATCH
412-331-3133 FAX



Crafton Borough Report December 2021

Total Run Numbers:

- Total Emergency and Non-Emergency 911 Responses: **46**
Average Response Time (E0-E4): **6 min. 53 sec.**
- Total Emergency 911 Response: **45**
Average Response Time (E0-E3): **6 min. 56 sec.**
- Total Highest Priority Response: **25**
Average Response Time (E0-E1): **5 min. 36 sec.**

Response Times by Category and NFPA Compliance:

- E0 Response: **7**
Average Response Time: **5 min. 43 sec.**
NFPA Compliance: **100%**
- E1 Response: **18**
Average Response Time: **5 min. 29 sec.**
NFPA Compliance: **94%**
- E0 + E1 Response: **26**
Average Response Time: **5 min. 36 sec.**
NFPA Compliance: **96%**
- E2 Response: **10**
Average Response Time: **6 min. 58 sec.**
- E3 Response: **10**
Average Response Time: **10 min. 25 sec.**
- E4 Response: **1**
Average Response Time: **4 min. 04 sec.**

Mutual Aid Calls:

- Calls Given to Scott Township EMS (Station 740): **2**
- Calls Given to Ingram EMS (Station 760): **0**
- Calls Given to Robinson EMS (Station 810): **0**
- Calls Given to Collier Township EMS (Station 770): **0**

- NorthWest EMS Requested for Mutual Aide:
Calls Taken for Station 810: **2**
Calls Taken for Station 760: **30**

Submitted by: Brian O'Connor 412-331-2600 boconnor@northwestems.net

Crafton - November 2021

Date Enroute	Response Code	Time Dispatched	Time Arrived	Response Time	Referring Address	Unit	Outcome
12/1/2021	E4	10:28:24	10:32:28	00:04:04	1215 FOSTER AVE	1906	Lift Assist, No Patient Transported
12/2/2021	E2	11:40:39	11:54:05	00:13:26	ELMWOOD ST/MCMUNN AVE	1907	Mercy
12/3/2021	E1	23:37:48	23:45:00	00:07:12	165 NOBLE AVE	1903	Mercy
12/4/2021	E2	06:37:45	06:39:48	00:02:03	25 E CRAFTON AVE	1903	Patient Refused Care/Transport
12/4/2021	E0	20:23:19	20:32:21	00:09:02	29 RICHMOND ST	1903	Patient Refused Care/Transport
12/4/2021	E3	21:00:00	21:11:50	00:11:50	BRADFORD AVE/CRAFTON BLVD	1902	Patient Refused Care/Transport
12/5/2021	E3	05:36:57	05:42:49	00:05:52	29 RICHMOND ST	1903	Presbyterian
12/5/2021	E2	11:01:52	11:12:38	00:10:46	1215 FOSTER AVE	1901	Heritage Valley Kennedy
12/6/2021	E1	09:32:38	09:37:29	00:04:51	1215 FOSTER AVE	1903	Patient Refused Care/Transport
12/6/2021	E2	09:51:52	09:52:48	00:00:56	25 E CRAFTON AVE	1906	AGH
12/6/2021	E1	13:21:34	13:26:39	00:05:05	1215 FOSTER AVE	1903	AGH
12/6/2021	E1	16:01:25	16:03:49	00:02:24	25 E CRAFTON AVE	1903	AGH
12/7/2021	E1	02:11:21	02:21:11	00:09:50	115 W STEUBEN ST	1903	Patient Refused Care/Transport
12/7/2021	E1	03:04:49	03:09:23	00:04:34	29 HAWTHORNE AVE	1903	Heritage Valley Kennedy
12/9/2021	E2	13:20:37	13:27:10	00:06:33	1215 FOSTER AVE	190C3	Dead at Scene
12/9/2021	E2	22:21:29	22:31:49	00:10:20	25 E CRAFTON AVE	1903	AGH
12/10/2021	E1	07:21:29	07:25:13	00:03:44	1215 FOSTER AVE	1903	Heritage Valley Kennedy
12/10/2021	E3	12:34:12	12:49:30	00:15:18	1215 FOSTER AVE	1907	Mercy
12/10/2021	E3	15:24:41	15:35:12	00:10:31	174 W STEUBEN ST	1902	Patient Refused Care/Transport
12/10/2021	E1	15:48:37	15:51:15	00:02:38	1215 FOSTER AVE	1902	Patient Refused Care/Transport
12/10/2021	E1	17:22:51	17:26:54	00:04:03	1215 FOSTER AVE	1903	Mercy
12/10/2021	E1	22:59:08	23:08:12	00:09:04	184 GLENN ST	1901	Children's
12/11/2021	E2	18:02:24	18:09:42	00:07:18	121 W STEUBEN ST	1903	Patient Refused Care/Transport
12/12/2021	E0	13:44:25	13:52:40	00:08:15	29 HAWTHORNE AVE	1903	AGH
12/13/2021	E1	10:01:04	10:05:40	00:04:36	1215 FOSTER AVE	1903	Heritage Valley Kennedy
12/13/2021	E3	18:46:03	18:49:52	00:03:49	25 E CRAFTON AVE	1903	Patient Refused Care/Transport
12/15/2021	E2	23:27:39	23:30:45	00:03:06	180 NOBLE AVE	1903	Mercy
12/18/2021	E0	13:46:59	13:56:16	00:09:17	1741 BARR AVE	1902	Mercy
12/18/2021	E0	18:05:02	18:09:49	00:04:47	190 CHARTIERS AVE	1903	Presbyterian

12/19/2021	E3	10:52:32	11:02:12	00:09:40	1753 BARR AVE	1903	Presbyterian
12/20/2021	E1	06:43:58	06:48:03	00:04:05	2500 CRAFTON BLVD	1903	AGH
12/20/2021	E0	09:04:25	09:06:40	00:02:15	BRADFORD AVE/ELMWOOD ST	1903	AGH
12/21/2021	E1	15:53:09	15:58:54	00:05:45	1215 FOSTER AVE	1902	AGH
12/23/2021	E3	12:51:17	12:58:58	00:07:41	73 W STEUBEN ST	1903	Patient Refused Care/Transport
12/23/2021	E0	17:36:07	17:39:22	00:03:15	51 CRENNEL AVE	1903	AGH
12/24/2021	E1	03:36:44	03:41:27	00:04:43	180 GLENN ST	1903	Patient Refused Care/Transport
12/24/2021	E1	06:34:21	06:38:54	00:04:33	30 S LINWOOD AVE	1903	Mercy
12/24/2021	E3	19:18:16	19:28:25	00:10:09	3 EMERSON AVE	1903	Transported BLS
12/26/2021	E0	13:37:13	13:40:20	00:03:07	51 WALSH RD	1903	AGH
12/26/2021	E3	16:01:31	16:11:07	00:09:36	25 E CRAFTON AVE	1903	St. Clair
12/26/2021	E1	19:39:45	19:42:22	00:02:37	52 BRADFORD AVE	1903	Heritage Valley Kennedy
12/28/2021	E1	21:39:00	21:50:21	00:11:21	274 NOBLE AVE	1902	AGH
12/29/2021	E0	19:00:53	19:20:37	00:19:44	101 S LINWOOD AVE	1902	Heritage Valley Kennedy
12/30/2021	E2	08:15:00	08:21:23	00:06:23	39 THOMAS ST	1903	AGH
12/30/2021	E1	18:39:34	18:47:04	00:07:30	25 E CRAFTON AVE	1902	Patient Refused Care/Transport
12/31/2021	E2	11:55:31	12:04:17	00:08:46	25 E CRAFTON AVE	1903	Heritage Valley Kennedy

Totals	Priority	Average	Combined Averages
7	E0	00:05:43	
18	E1	00:05:29	00:05:36
10	E2	00:06:58	00:06:14
10	E3	00:10:25	00:08:41
1	E4	00:04:04	00:07:14

Code Enforcement Report Summary for November 2021-January 2022

- I've only been working 30 hours average a week but had a few missed weeks from a back injury in December and then Covid second week of January
- Upcoming Hearings 2-7; 2-28; 5-2
- I am filing four citations today for icy sidewalks. This will continue to occupy my time as long as the snow continues this winter.
- DJ and myself are still awaiting action on a possible rescinding and passing of a new ordinance regarding rental and commercial inspections and fire inspections. I am extremely eager to begin to get the rental properties into compliance as well as all businesses. I have had my master list completed for two months now. This part of my duties interests me the most as it directly impacts public safety.
- If the Council is not going to change the ordinance on this I need to know so we can try and apply the current one to the best of our ability to begin getting compliance.
- 21 White Ave. still has two tenants and Matt Greiner is still not in compliance. **This process with Mr. Greiner was begun Dec 6th 2019.** I reiterate, the building was **condemned with an order to vacate in October of 2020**

He is in violation of that condemnation "if" tenants are living there and the Borough is liable if anything bad happens (which has—there has been an overdose there in the last two years.) Mr. Greiner has been told by BIU in order to finish the change of use and get his LEGAL occupancy certificate he must do one of two things:

- 1) remove the door between the properties and put a firesafe wall in (submit stamped engineered drawings first and obtain a permit)
- 2) or separate the parcels

I include this issue because it is of concern to me as your code officer that you are aware that this is STILL unresolved two years later and poses a liability to us.

If anything happens in that property due to inaction on your part I will not be held liable. I have brought this to your attention for months now.

- I condemned **121 Union Ave.** on December 28th. It has been vacant for over a year and there are no utilities. It has been up for sheriffs sale multiple times.
- Review of the Recreational Vehicle Ordinance is needed for proper enforcement. Relevant question:
 - 1) Do we care if RV's, boats, trailers are behind a property and NOT enclosed if they are less than 20 feet long and on a proper parking pad and not on a street or alley?

Location	Description	Status	Violation Date
MARION ST (2)	no registration of tenants/no inspections	Open	11/12/2021
N Linwood	House condemned for no utilities.	Open	11/12/2021
LAWSON AVE	Illegal parking areas. Truck is in driveway. No permit app for other driveway.	Open	11/16/2021
THOMAS ST	bulk waste.	Open	11/17/2021
BRADFORD AVE	Cans without lids, trash overflowing, building materials. 20 days.	Open	11/23/2021
UNION AVE	Condemned. No utilities and vacant for over a year. PW secured the basement door.	Open	12/8/2021
DIVISION ST	Box gutters in disrepair. 30 days.	Open	12/10/2021
JOSEPHINE ST	Bulk waste. 10 days.	Open	12/16/2021
MUELLER AVE	Steps in disrepair. 20 days.	Open	1/4/2022
W STEUBEN ST	Accumulation of junk. 30 days for that and the car.	Open	1/6/2022
CROSS ST	Porch support broken.	Open	1/6/2022
N LINWOOD	icy sidewalk/cited 1/21/2022	Open	1/20/2022
N LINWOOD	icy sidewalk/cited 1/21/2022	Open	1/20/2022
COULTER	icy sidewalk/cited 1/21/2022	Open	1/20/2022
CREIGHTON	icy sidewalk/cited 1/21/2022	Open	1/20/2022
CLEARVIEW	icy sidewalk/cited 1/22/2022	Open	1/20/2022

Building Inspection Report

November 2021

November Reports Received

(Attached)

Allegheny County R/E Transfer ✓

Certificates & Permits Issued

November 2021

Rental Inspection Certificates Issued	14
Zoning Use/Occupancy Certificates Issued	8
Building/Zoning Permits Issued	2

Building Inspection Report

2021

December Reports Received

(Attached)

Allegheny County R/E Transfer ✓

Certificates & Permits Issued

2021

Rental Inspection Certificates Issued	127
Zoning Use/Occupancy Certificates Issued	158
Building/Zoning Permits Issued	61