

Crafton Borough
Profit & Loss Budget vs. Actual
 January through October 2022

	Jan - Oct 22	Budget	\$ Over Budget	% of Budget
Income				
3000 · Real Estate Taxes				
3001 · Real Estate - Current	1,598,451.21	1,700,000.00	-101,548.79	94.0%
3005 · Real Estate - Prior year	23,965.90	8,500.00	15,465.90	282.0%
3010 · Real Estate - Delinquent	38,830.07	65,000.00	-26,169.93	59.7%
3015 · Real Estate - Penalty & Int.	3,265.38	2,000.00	1,265.38	163.3%
3020 · R/E Delinq. P&I	17,556.07	30,000.00	-12,443.93	58.5%
Total 3000 · Real Estate Taxes	1,682,068.63	1,805,500.00	-123,431.37	93.2%
3030 · Road Taxes				
3031 · Road Tax - Current	628,388.47	615,000.00	13,388.47	102.2%
3035 · Road Tax - Prior	23,538.28	20,000.00	3,538.28	117.7%
3040 · Road Tax - Penalty & Int.	3,358.50	5,000.00	-1,641.50	67.2%
Total 3030 · Road Taxes	655,285.25	640,000.00	15,285.25	102.4%
3050 · Act 511 Taxes				
3051 · Real Estate Transfer Tax	116,735.84	110,000.00	6,735.84	106.1%
3053 · EIT - Current	495,847.07	610,000.00	-114,152.93	81.3%
3056 · EIT - Prior	255,795.99	285,000.00	-29,204.01	89.8%
3059 · EIT - Delinquent	358.10	7,500.00	-7,141.90	4.8%
3062 · EIT - Penalty & Interest	1,454.58	500.00	954.58	290.9%
3065 · EIT - Delinq. - Penalty & Int.	0.00	1,500.00	-1,500.00	0.0%
3068 · Mercantile - Current	87,319.20	90,000.00	-2,680.80	97.0%
3074 · Mercantile - Penalty & Int.	615.22	100.00	515.22	615.2%
3077 · Business Priviledge - Current	56,753.46	60,000.00	-3,246.54	94.6%
3080 · Business Priviledge P&I	356.81	100.00	256.81	356.8%
3083 · Local Service Tax - Current	39,802.32	45,000.00	-5,197.68	88.4%
3086 · Local Svc Tax P&I	1.56	100.00	-98.44	1.6%
Total 3050 · Act 511 Taxes	1,055,040.15	1,209,800.00	-154,759.85	87.2%
3090 · Sewer Fees				
3091 · Sewer Fees - Current	1,849,438.74	2,380,000.00	-530,561.26	77.7%
3093 · Sewer Fees - Delinq.	42,704.23	15,000.00	27,704.23	284.7%
3095 · Alcosan Blling Reimb.	7,597.80	7,500.00	97.80	101.3%
3097 · Sewer Fees - Penalty & Int.	19,648.50	9,000.00	10,648.50	218.3%
3099 · Sewer Tap In Fees	0.00	1,500.00	-1,500.00	0.0%
Total 3090 · Sewer Fees	1,919,389.27	2,413,000.00	-493,610.73	79.5%
3100 · Business Licenses & Permits				
3101 · Soliciting Permits	0.00	500.00	-500.00	0.0%
3105 · Mechanical Devices	6,000.00	2,000.00	4,000.00	300.0%
3110 · Cable Franchise Fees	66,708.56	90,000.00	-23,291.44	74.1%
3115 · Business Licenses	1,810.00	2,000.00	-190.00	90.5%
Total 3100 · Business Licenses & Permits	74,518.56	94,500.00	-19,981.44	78.9%
3150 · Non-Business Licenses & Permits				
3151 · Street Openings	5,804.00	3,500.00	2,304.00	165.8%
3155 · Street Pole Permits	250.00	100.00	150.00	250.0%
3160 · Truck Parking Permits	275.00	200.00	75.00	137.5%
Total 3150 · Non-Business Licenses & Permits	6,329.00	3,800.00	2,529.00	166.6%
3170 · Fines & Forfeits				
3171 · Fines - Magistrate/County	12,376.49	30,000.00	-17,623.51	41.3%
3175 · Code Ordinance Violations	1,788.02	3,000.00	-1,211.98	59.6%
3180 · M/Veh. Violations/State Police	1,612.49	2,000.00	-387.51	80.6%
Total 3170 · Fines & Forfeits	15,777.00	35,000.00	-19,223.00	45.1%
3200 · Interest, Rents & Royalties				
3201 · Interest on Investments	22,217.89	5,200.00	17,017.89	427.3%
3205 · Rental Income	22,352.00	26,060.00	-3,708.00	85.8%
Total 3200 · Interest, Rents & Royalties	44,569.89	31,260.00	13,309.89	142.6%
3220 · State Grant Proceeds				
3221 · Grant - Act 101 Recycling	6,571.52	5,000.00	1,571.52	131.4%
3223 · Liquid Fuels Grant	165,538.78			
3225 · Grant - Miscellaneous	303,880.18	327,970.00	-24,089.82	92.7%
Total 3220 · State Grant Proceeds	475,990.48	332,970.00	143,020.48	143.0%
3240 · State Shared Revenues & Entitle				
3241 · PURTA	3,452.40	3,000.00	452.40	115.1%
3245 · Liquor Licenses	1,000.00	1,000.00	0.00	100.0%
3250 · Pension State Aid	107,450.62	140,000.00	-32,549.38	76.8%

Crafton Borough
Profit & Loss Budget vs. Actual
 January through October 2022

	Jan - Oct 22	Budget	\$ Over Budget	% of Budget
3255 · Foreign Fire Fund	31,357.33	27,000.00	4,357.33	116.1%
3260 · Act 13 Impact Fee	1,115.69	1,000.00	115.69	111.6%
Total 3240 · State Shared Revenues & Entitle	144,376.04	172,000.00	-27,623.96	83.9%
3270 · County Shared Revenue & Grants				
3271 · 1% Sale Tax (RAD)	213,219.98	185,000.00	28,219.98	115.3%
3275 · Grants - Other	0.00	1,793,350.00	-1,793,350.00	0.0%
Total 3270 · County Shared Revenue & Grants	213,219.98	1,978,350.00	-1,765,130.02	10.8%
3290 · Intergov. Contract Services				
3291 · Police Services - Thornburg	84,384.50	101,261.00	-16,876.50	83.3%
3295 · Fire Protection Services	12,083.40	8,500.00	3,583.40	142.2%
Total 3290 · Intergov. Contract Services	96,467.90	109,761.00	-13,293.10	87.9%
3300 · Departmental Earnings				
3305 · Hearing Fees - Zoning/Planning	0.00	1,000.00	-1,000.00	0.0%
3310 · Sale of Accident Reports	1,105.00	1,500.00	-395.00	73.7%
3312 · Comm. Fire Inspection Fees	0.00	5,000.00	-5,000.00	0.0%
3315 · Crossing Guard Reimb.	31,946.63	45,000.00	-13,053.37	71.0%
3320 · Permits - Build/Elec/Plub/Mech	20,611.37	10,000.00	10,611.37	206.1%
3325 · Permits - Occupancy	11,330.00	8,000.00	3,330.00	141.6%
3330 · Permits - Other Code Enforce.	1,300.00	500.00	800.00	260.0%
3335 · Permits - Zoning Use	4,035.00	5,000.00	-965.00	80.7%
3337 · Police Application Fees	0.00	500.00	-500.00	0.0%
3340 · Rental Inspection Fee	6,295.00	6,000.00	295.00	104.9%
3345 · Reimburse - P/D OT Detail	5,682.80	5,000.00	682.80	113.7%
3350 · Reimburse - Drug Task Force OT	265.04	3,000.00	-2,734.96	8.8%
3355 · PennDot Snow Removal	8,685.65	7,500.00	1,185.65	115.8%
Total 3300 · Departmental Earnings	91,256.49	98,000.00	-6,743.51	93.1%
3370 · Sanitation Fees				
3371 · Garbage Collection - Current	517,136.44	585,000.00	-67,863.56	88.4%
3375 · Jordan - Refuse Bill Fee	8,380.00	8,500.00	-120.00	98.6%
3380 · Garbage Collection - Delinq.	57,340.06	65,000.00	-7,659.94	88.2%
3385 · Garbage Collection - P&I	3,448.57	3,000.00	448.57	115.0%
3390 · Garbage Collect. - Delinq. P&I	14,892.28	18,000.00	-3,107.72	82.7%
Total 3370 · Sanitation Fees	601,197.35	679,500.00	-78,302.65	88.5%
3400 · Recreation Fees				
3401 · Miniature Golf Pay to Play	0.00	200.00	-200.00	0.0%
3405 · Park Shelter Rental Fee	9,037.50	2,500.00	6,537.50	361.5%
3410 · Community Room Rental Fee	6,385.00	2,000.00	4,385.00	319.3%
3415 · Pool Passes	52,665.00	35,000.00	17,665.00	150.5%
3420 · Pool General Admission	46,736.53	40,000.00	6,736.53	116.8%
3425 · Swimming Lessons	4,780.00	5,000.00	-220.00	95.6%
3430 · Pool/Mini Golf Rentals	5,040.00	5,000.00	40.00	100.8%
3435 · AquaRobics/Volleyball	2,185.00	500.00	1,685.00	437.0%
3440 · Chair Rentals	712.00	1,000.00	-288.00	71.2%
3445 · Sale of Wood Chips/Compost	175.00			
3450 · Pool Concessions	23,375.29	25,000.00	-1,624.71	93.5%
3460 · Fundraising	5,683.90	3,000.00	2,683.90	189.5%
Total 3400 · Recreation Fees	156,775.22	119,200.00	37,575.22	131.5%
3470 · Misc. Revenues				
3471 · Insurance Dividends	62,960.03	50,000.00	12,960.03	125.9%
3474 · Military Banner Receipts	1,035.00	1,500.00	-465.00	69.0%
3477 · Sale of Fixed Assets	0.00	7,500.00	-7,500.00	0.0%
3480 · Compensation of Fixed Assets	21,840.71	2,500.00	19,340.71	873.6%
3483 · Refunds of Current Exp.	0.00	2,000.00	-2,000.00	0.0%
3484 · Refunds of Prior Exp.	0.00	500.00	-500.00	0.0%
3486 · Other Income	18,961.76	500.00	18,461.76	3,792.4%
3489 · Crafton Celebrates	0.00	25,000.00	-25,000.00	0.0%
Total 3470 · Misc. Revenues	104,797.50	89,500.00	15,297.50	117.1%
3500 · Fiduciary Funds				
3501 · Police Pension Contribution	32,176.79	45,000.00	-12,823.21	71.5%
Total 3500 · Fiduciary Funds	32,176.79	45,000.00	-12,823.21	71.5%
3600 · Capital Expenditure Grants				
3609 · ALCOSAN Grow Grant	950,674.81			
Total 3600 · Capital Expenditure Grants	950,674.81			

Crafton Borough
Profit & Loss Budget vs. Actual
 January through October 2022

	Jan - Oct 22	Budget	\$ Over Budget	% of Budget
Total Income	8,319,910.31	9,857,141.00	-1,537,230.69	84.4%
Gross Profit	8,319,910.31	9,857,141.00	-1,537,230.69	84.4%
Expense				
Building, Planning & Zoning				
4045 · Bldg. Permit - DCED	0.00	200.00	-200.00	0.0%
4050 · Bldg. Permit - Inspection Fees	12,447.00	5,000.00	7,447.00	248.9%
4160 · Demolition - Blight Prop.	0.00	25,000.00	-25,000.00	0.0%
4480 · Public Nuisance Remediation	1,012.10			
4775 · ZHB - Court Reporter/Sec'y	0.00	500.00	-500.00	0.0%
4780 · ZHB - Legal Services	0.00	1,200.00	-1,200.00	0.0%
4785 · ZHB - Office Expense	0.00	200.00	-200.00	0.0%
Total Building, Planning & Zoning	13,459.10	32,100.00	-18,640.90	41.9%
Capital Expenses				
4080 · Capital Expense	109,209.68	249,040.00	-139,830.32	43.9%
4125 · Construction - General	3,755,301.20	3,834,957.00	-79,655.80	97.9%
4235 · Major Purchase	56,613.60	32,500.00	24,113.60	174.2%
Total Capital Expenses	3,921,124.48	4,116,497.00	-195,372.52	95.3%
Community Outreach & Developmen				
4000 · Advertising & Promotions	0.00	5,000.00	-5,000.00	0.0%
4020 · Annual Contributions	101,666.70	122,000.00	-20,333.30	83.3%
4035 · Backflow Prevention	0.00	8,000.00	-8,000.00	0.0%
4165 · Design & Mobility Improvements	9,937.57	30,000.00	-20,062.43	33.1%
4420 · Newsletter Expense	6,536.31	14,000.00	-7,463.69	46.7%
Total Community Outreach & Developmen	118,140.58	179,000.00	-60,859.42	66.0%
Contract Services				
4015 · Animal Control	2,700.00	4,000.00	-1,300.00	67.5%
4135 · Janitorial	8,640.13	10,000.00	-1,359.87	86.4%
4280 · Garbage Contract	440,889.00	530,000.00	-89,111.00	83.2%
4440 · Payroll Contract	9,804.08	7,500.00	2,304.08	130.7%
4495 · Recycling Contract	70,605.00	85,000.00	-14,395.00	83.1%
Total Contract Services	532,638.21	636,500.00	-103,861.79	83.7%
Debt Services				
4305 · Interest - Bond	110,575.00	221,150.00	-110,575.00	50.0%
4310 · Interest - Equipment-Vehicles	18,790.00	7,470.00	11,320.00	251.5%
4315 · Interest - PENNVEST	16,114.86	13,995.00	2,119.86	115.1%
4460 · Principal - Bond	0.00	100,000.00	-100,000.00	0.0%
4465 · Principal - Equipment-Vehicles	168,285.52	89,960.00	78,325.52	187.1%
4470 · Principal - PENNVEST	79,625.84	100,895.00	-21,269.16	78.9%
Total Debt Services	393,391.22	533,470.00	-140,078.78	73.7%
Employee Withholdings & Benefit				
4270 · FSA	5,256.55	9,500.00	-4,243.45	55.3%
4285 · Hospitalization	224,979.81	332,500.00	-107,520.19	67.7%
4290 · HRA	11,576.07	15,000.00	-3,423.93	77.2%
4365 · Life, Accident & STD	8,138.40	10,500.00	-2,361.60	77.5%
4450 · Police Pension Contrib.	32,176.79	41,736.00	-9,559.21	77.1%
4505 · Court Appearances	2,150.00	3,500.00	-1,350.00	61.4%
4515 · Travel & Parking Reimbursements	25.00	4,000.00	-3,975.00	0.6%
4640 · Social Security	122,014.87	149,000.00	-26,985.13	81.9%
4683 · Travel Expense	0.00	500.00	-500.00	0.0%
4690 · Unemployment Compensation	35,136.01	26,300.00	8,836.01	133.6%
4765 · Worker's Comp.	70,434.86	102,950.00	-32,515.14	68.4%
4770 · Worker's Comp. - School Guards	5,405.52	7,500.00	-2,094.48	72.1%
Total Employee Withholdings & Benefit	517,293.88	702,986.00	-185,692.12	73.6%
Engineering Services				
4180 · Engineering - Consent Order	227,812.92	100,000.00	127,812.92	227.8%
4185 · Engineering - Demolition	8,729.95	20,000.00	-11,270.05	43.6%
4190 · Engineering - Design	161,395.04			
4195 · Engineering - General	167,167.42	988,000.00	-820,832.58	16.9%
4200 · Engineering - GIS Mapping	3,020.73			
4205 · Engineering - GLG	3,342.75			
4210 · Engineering - Inspection	316,192.62	35,000.00	281,192.62	903.4%
4215 · Engineering - Retainer	900.00	1,200.00	-300.00	75.0%
4220 · Engineering - Roads	25,629.13	25,000.00	629.13	102.5%
Total Engineering Services	914,190.56	1,169,200.00	-255,009.44	78.2%

Crafton Borough
Profit & Loss Budget vs. Actual
 January through October 2022

	Jan - Oct 22	Budget	\$ Over Budget	% of Budget
Insurance, Bond & Surety				
4060 · Bonds - Admin. Staff	951.00	1,000.00	-49.00	95.1%
4065 · Bonds - Property Tax Collector	544.00	600.00	-56.00	90.7%
4300 · Insurance - Liability/Property	93,865.58	90,000.00	3,865.58	104.3%
4475 · Property Loss/Insurance Claims	27,934.54	11,000.00	16,934.54	254.0%
Total Insurance, Bond & Surety	123,295.12	102,600.00	20,695.12	120.2%
Operating Expenses				
4002 · Public Notices	4,434.55	7,500.00	-3,065.45	59.1%
4010 · Ammunition	401.21	1,500.00	-1,098.79	26.7%
4095 · Civil Service Commission	121.55	3,000.00	-2,878.45	4.1%
4100 · Communications	43,615.52	36,500.00	7,115.52	119.5%
4115 · Computer Expense	1,871.96	13,500.00	-11,628.04	13.9%
4120 · Concession Stand Supplies	15,822.56	15,000.00	822.56	105.5%
4170 · Drug & Alcohol Testing	1,688.10	1,200.00	488.10	140.7%
4240 · Minor Purchase	20,575.60	42,500.00	-21,924.40	48.4%
4245 · Equipment Rental	12,828.58	14,000.00	-1,171.42	91.6%
4275 · Fuel Expense	47,546.69	52,445.00	-4,898.31	90.7%
4320 · IT Expenses	12,442.70	17,500.00	-5,057.30	71.1%
4360 · Licenses & Permits	6,777.00	3,300.00	3,477.00	205.4%
4395 · Meetings, Conferences, Training	8,905.95	62,000.00	-53,094.05	14.4%
4405 · Misc. Expenses	6,746.22	18,000.00	-11,253.78	37.5%
4425 · Office Supplies/Postage	6,693.42	11,800.00	-5,106.58	56.7%
4445 · Physicals	0.00	2,500.00	-2,500.00	0.0%
4490 · Recodify Boro Ordinances	315.00	2,500.00	-2,185.00	12.6%
4610 · Service Charge	4,079.09			
4625 · Shade Tree Health Maintenance	32,960.00	35,000.00	-2,040.00	94.2%
4635 · Small Tools	3,306.06	15,000.00	-11,693.94	22.0%
4650 · Subscriptions/Memberships	41,988.29	50,830.00	-8,841.71	82.6%
4655 · Custodial Supplies	4,635.85	14,750.00	-10,114.15	31.4%
4660 · Operating Supplies	7,949.31	8,000.00	-50.69	99.4%
4695 · Uniforms	11,542.73	19,000.00	-7,457.27	60.8%
4700 · Uniforms - Crossing Guards	144.27	500.00	-355.73	28.9%
4730 · Video Recording Devices	0.00	8,000.00	-8,000.00	0.0%
Total Operating Expenses	297,392.21	455,825.00	-158,432.79	65.2%
Pensions & Foreign Fire Relief				
4175 · Employee Pension Fund MMO	88,540.62	94,770.00	-6,229.38	93.4%
4265 · Foreign Fire Relief	31,357.33	27,000.00	4,357.33	116.1%
4455 · Police Pension Fund MMO	18,910.00	81,138.00	-62,228.00	23.3%
Total Pensions & Foreign Fire Relief	138,807.95	202,908.00	-64,100.05	68.4%
Professional Services				
4030 · Auditing Services	15,801.17	15,500.00	301.17	101.9%
4355 · Legal Services	46,754.03	52,500.00	-5,745.97	89.1%
4472 · Professional Consulting	53,319.07	32,500.00	20,819.07	164.1%
Total Professional Services	115,874.27	100,500.00	15,374.27	115.3%
Recreation & Culture				
4070 · Boro Gardens	0.00	500.00	-500.00	0.0%
4075 · Boro Tributes	176.41	250.00	-73.59	70.6%
4090 · Celebrates Fireworks	7,500.00	7,500.00	0.00	100.0%
4092 · Community Day	0.00	32,000.00	-32,000.00	0.0%
4150 · Crafton Performing Arts	0.00	250.00	-250.00	0.0%
4400 · Military Banners	997.83	1,500.00	-502.17	66.5%
4600 · Seasonal Decorations	0.00	500.00	-500.00	0.0%
4605 · Senior Dinner	0.00	3,000.00	-3,000.00	0.0%
4685 · Tree Plantings	0.00	10,000.00	-10,000.00	0.0%
Total Recreation & Culture	8,674.24	55,500.00	-46,825.76	15.6%
Refunds				
4110 · Facility Rental Deposits	5,500.00	1,500.00	4,000.00	366.7%
4375 · LST Refunds - Prior	0.00	500.00	-500.00	0.0%
4430 · Other Refunds - Prior	13.23	1,000.00	-986.77	1.3%
4485 · R/E Tax Refunds - Prior	2,819.68	2,000.00	819.68	141.0%
4500 · Refunds - Misc.	125.00	500.00	-375.00	25.0%
4615 · Service Tax Credit - EIT Refund	943.00	1,000.00	-57.00	94.3%
4620 · Service Tax Credit - R/E Refund	1,065.68			
4665 · Road Tax Refunds - Current	0.00	1,000.00	-1,000.00	0.0%
4670 · Road Tax Refunds - Prior	1,380.47	1,000.00	380.47	138.0%
Total Refunds	11,847.06	8,500.00	3,347.06	139.4%
Repairs & Maintenance				

Crafton Borough
Profit & Loss Budget vs. Actual
 January through October 2022

	Jan - Oct 22	Budget	\$ Over Budget	% of Budget
4085 · Magistrate Bldg - Capital Impr.	4,000.00	2,500.00	1,500.00	160.0%
4130 · Contracted Services	3,840.00	15,000.00	-11,160.00	25.6%
4230 · Equip. Inspection & Testing	6,326.23	10,000.00	-3,673.77	63.3%
4520 · General Repair & Maintenance	84,855.04	53,800.00	31,055.04	157.7%
4525 · Repairs - Magistrate Bldg	1,966.41	3,500.00	-1,533.59	56.2%
4530 · Repairs - Equipment & Tools	13,530.37	18,300.00	-4,769.63	73.9%
4720 · Vehicle Maintenance	39,179.78	29,000.00	10,179.78	135.1%
Total Repairs & Maintenance	153,697.83	132,100.00	21,597.83	116.3%
Salary & Wages				
4140 · Wages - Overtime (Court)	40,224.20	50,000.00	-9,775.80	80.4%
4147 · Wages - Overtime (Training)	1,399.95			
4155 · Wages - Overtime (DANET)	0.00	4,000.00	-4,000.00	0.0%
4370 · Salary - Longevity	4,500.00	6,250.00	-1,750.00	72.0%
4545 · Salary - Full Time Staff	940,649.51	1,215,000.00	-274,350.49	77.4%
4550 · Salary - Assistant Manager	67,271.78	84,975.00	-17,703.22	79.2%
4552 · Salary - Bldg. Inspector	30,333.29	56,000.00	-25,666.71	54.2%
4555 · Salary - Chief	84,189.76	106,345.00	-22,155.24	79.2%
4560 · Salary - Council	3,800.00	8,400.00	-4,600.00	45.2%
4562 · Salary - Fire Marshal	0.00			
4565 · Salary - Manager	0.00	93,500.00	-93,500.00	0.0%
4570 · Salary - Mayor	1,500.00	1,800.00	-300.00	83.3%
4580 · Salary - P/W Foreman	55,858.40	68,745.00	-12,886.60	81.3%
4585 · Salary - Police Secretary	28,477.20	39,140.00	-10,662.80	72.8%
4590 · Salary - Property Tax Collector	380.00	480.00	-100.00	79.2%
4595 · Salary - Treasurer	2,375.00	3,000.00	-625.00	79.2%
4735 · Wages - Crossing Guards	65,107.50	94,500.00	-29,392.50	68.9%
4740 · Wages - Intern	734.50	10,000.00	-9,265.50	7.3%
4745 · Wages - Jail Guards	220.00	1,000.00	-780.00	22.0%
4750 · Wages - Overtime	46,409.39	35,000.00	11,409.39	132.6%
4751 · Wages - Overtime (Snow)	17,420.50	15,000.00	2,420.50	116.1%
4755 · Wages - Part Time	146,849.08	152,000.00	-5,150.92	96.6%
4760 · Wages - Seasonal Staff	50,263.16	30,000.00	20,263.16	167.5%
Total Salary & Wages	1,587,963.22	2,075,135.00	-487,171.78	76.5%
Storm Water & Sewer Treatment				
4005 · ALCOSAN Charges	917,783.80	1,280,000.00	-362,216.20	71.7%
4087 · CCTV	54,094.71	30,000.00	24,094.71	180.3%
4157 · Deficiency Corrections	89,747.48	473,920.00	-384,172.52	18.9%
4537 · Emergency Repairs - Sewers	0.00	25,000.00	-25,000.00	0.0%
4715 · Vector Services	960.00			
Total Storm Water & Sewer Treatment	1,062,585.99	1,808,920.00	-746,334.01	58.7%
Streets & Roads				
4025 · Anti-Skid Materials	32,905.92	55,000.00	-22,094.08	59.8%
4380 · Material - Curbing Supplies	78.40	5,000.00	-4,921.60	1.6%
4385 · Material - Roads Supplies	4,253.81	10,000.00	-5,746.19	42.5%
4390 · Material - Stairs/Sidewalk Sup.	1,936.22	10,000.00	-8,063.78	19.4%
4536 · Road Paving Program	19,229.45	335,000.00	-315,770.55	5.7%
4538 · Road Paving - Prior Yr.	32,948.14			
4630 · Signs & Posts	4,581.97	5,000.00	-418.03	91.6%
Total Streets & Roads	95,933.91	420,000.00	-324,066.09	22.8%
Tax Collection & Billing Fees				
4040 · Jordan - Billing Fees	19,758.76	27,000.00	-7,241.24	73.2%
4325 · Jordan - Act 32 SW Tax District	13,855.17	15,000.00	-1,144.83	92.4%
4330 · Jordan - Act 511 Fees	5,145.36	8,000.00	-2,854.64	64.3%
4335 · Jordan - Liens/Rev./Sher. Sales	2,460.00	10,000.00	-7,540.00	24.6%
4340 · Jordan - R/E Tax Fees	954.53	7,500.00	-6,545.47	12.7%
4345 · Jordan - Delinq R/E Tax Fees	9,510.37	8,000.00	1,510.37	118.9%
4350 · Jordan - TCF Fees	15,778.26	18,000.00	-2,221.74	87.7%
4415 · Jordan - Municipal Claims	18,365.96	2,500.00	15,865.96	734.6%
4417 · RAD Tax Payment	7,055.03	4,000.00	3,055.03	176.4%
Total Tax Collection & Billing Fees	92,883.44	100,000.00	-7,116.56	92.9%
Utilities & Public Services				
4295 · Hydrant Rental	19,669.20	23,300.00	-3,630.80	84.4%
4645 · Street Lighting Supplies	74,425.82	85,000.00	-10,574.18	87.6%
4675 · Traffic Signals Maintenance	5,276.10	5,000.00	276.10	105.5%
4680 · Traffic Signals Supplies	2,937.21	6,500.00	-3,562.79	45.2%
4705 · Utilities	43,211.76	52,800.00	-9,588.24	81.8%
4710 · Utilities - District Magistrate	5,104.96	6,500.00	-1,395.04	78.5%

11:17 AM

11/17/22

Cash Basis

Crafton Borough
Profit & Loss Budget vs. Actual
January through October 2022

	<u>Jan - Oct 22</u>	<u>Budget</u>	<u>\$ Over Budget</u>	<u>% of Budget</u>
Total Utilities & Public Services	150,625.05	179,100.00	-28,474.95	84.1%
Total Expense	10,249,818.32	13,010,841.00	-2,761,022.68	78.8%
Net Income	<u>-1,929,908.01</u>	<u>-3,153,700.00</u>	<u>1,223,791.99</u>	<u>61.2%</u>


OCTOBER 2022

TAX COLLECTIONS REPORTS

Prepared and submitted by:

JORDAN TAX SERVICE, INC

- Act 511 Tax Collection Reports
 - Earned Income Tax Collection
 - Local Service Tax Collection
 - Business Privilege Tax Collection
 - Mercantile Tax Collection
- Trash Fee Collection Report
- Real Estate & Road Tax Collection Report
- Delinquent Collection Report



Jordan Tax Service, Inc.

102 Rahway Road • McMurray, PA 15317-3349

(412) 835-5243 • Fax (412) 835-5244

(724) 731-2300 • Fax (724) 731-2398

www.jordantax.com

Tax & Record
Services

Municipal

Business

Individual

November 14, 2022

Borough of Crafton
Douglas Sample, Manager
Municipal Building
100 Stotz Avenue
Pittsburgh, PA 15205

Re: Delinquent Earned Income & Net Profits Tax
Collection Summary Report
January thru October, 2022

Detailed below are the Delinquent Earned Income Tax Collections remitted to the Borough for the Months of January through October, 2022:

PERIOD	TAX	PEN & INT	MUNICIPAL SHARE (50.00%)	
			MONTH	YEAR TO DATE
2011 and Prior	\$ 3,339.80	\$ 0.06	\$ 3,339.86	\$ 3,339.86
Add: Commissions	332.53	-	332.53	332.53
Refunds Issued	-	-	-	-
Net Collections	<u>\$ 3,672.33</u>	<u>\$ 0.06</u>	<u>\$ 3,672.39</u>	<u>\$ 3,672.39</u>

Amounts Transferred:

Date	Reference	Amount
10/31/22	Ck #2522	\$ 3,672.39
Total Transfers		<u>\$ 3,672.39</u>

We have enclosed our invoice for services.

Very truly yours,
JORDAN TAX SERVICE, INC.

WRLjr/hlk

WILLIAM R. LINNERT, JR.

Crafton Borough
Year to Date Earned Income Tax
January through October 2022


	<u>Jan - Oct 22</u>	<u>Budget</u>	<u>\$ Over Bud...</u>	<u>% of Budget</u>
Income				
3050 · Act 511 Taxes				
3053 · EIT - Current	495,847.07	610,000.00	-114,152.93	81.3%
3056 · EIT - Prior	255,795.99	285,000.00	-29,204.01	89.8%
3062 · EIT - Penalty & Interest	1,454.58	500.00	954.58	290.9%
Total 3050 · Act 511 Taxes	<u>753,097.64</u>	<u>895,500.00</u>	<u>-142,402.36</u>	<u>84.1%</u>
Total Income	<u>753,097.64</u>	<u>895,500.00</u>	<u>-142,402.36</u>	<u>84.1%</u>
Gross Profit	<u>753,097.64</u>	<u>895,500.00</u>	<u>-142,402.36</u>	<u>84.1%</u>
Expense	<u>0.00</u>			
Net Income	<u><u>753,097.64</u></u>	<u><u>895,500.00</u></u>	<u><u>-142,402.36</u></u>	<u><u>84.1%</u></u>

CURRENT YEAR TO DATE DISTRIBUTIONS

	Resident Tax Amount	Non-Per/Int Resident Tax Amount	Costs & Credits	Total Collections	Dist Year	Resident Tax Amount	Non-Per/Int Resident Tax Amount	TOD Commission	Charges & Credits	Total Distribution
DELQ-12 Collections	110.50	0.00	0.00	158.50	2022	110.50	0.00	0.00	0.00	\$158.50
DELQ-13 Collections	130.50	0.00	0.00	183.50	2022	130.50	0.00	0.00	0.00	\$183.50
DELQ-14 Collections	6.50	0.00	0.00	9.00	2022	6.50	0.00	0.00	0.00	\$9.00
DELQ-15 Collections	120.00	0.00	0.00	160.00	2022	120.00	0.00	0.00	0.00	\$160.00
DELQ-16 Collections	58.00	0.00	0.00	39.00	2022	58.00	0.00	0.00	0.00	\$58.00
DELQ-17 Collections	434.00	0.00	0.00	595.00	2022	434.00	0.00	0.00	0.00	\$595.00

Page 1 of 3

DELQ-18 Collections	520.67	0.00	0.00	646.17	2022	520.67	0.00	0.00	0.00	\$646.17
DELQ-19 Collections	2,042.55	0.00	0.00	2,448.55	2022	2,042.55	0.00	0.00	0.00	\$2,448.55
DELQ-20 Collections	1,617.56	0.00	0.00	1,951.38	2022	1,617.56	0.00	0.00	0.00	\$1,951.38
DELQ-21 Collections	495.61	0.00	0.00	592.36	2022	495.61	0.00	0.00	0.00	\$592.36
DELQ-22 Collections	0.00	0.00	0.00	1.22	2022	0.00	0.00	0.00	0.00	\$1.22
2013 Collections	97.08	0.00	0.00	-20.58	2022	97.08	0.00	2.18	0.00	\$118.40
2014 Collections	60.08	0.00	0.00	60.08	2022	60.08	0.00	(1.08)	0.00	\$59.00
2015 Collections	248.82	0.00	0.00	(248.82)	2022	(248.82)	0.00	4.47	0.00	\$244.35
2016 Collections	(244.56)	0.00	0.00	(244.52)	2022	(244.58)	0.00	4.47	0.00	\$240.11
2017 Collections	520.21	0.00	0.00	1520.21)	2022	520.21	0.00	9.36	0.00	\$510.85
2017 Refunds	(510.50)	0.00	0.00	510.50	2022	(510.50)	0.00	0.00	0.00	\$510.50
2018 Collections	78.57	0.00	0.00	160.55	2022	78.57	0.00	2.60	0.00	\$157.95
2018 Refunds	(449.50)	0.00	0.00	(449.50)	2022	(449.50)	0.00	0.00	0.00	\$449.50
2019 Collections	1,370.89	0.00	0.00	1,522.39	2022	1,370.89	0.00	(7.57)	0.00	\$1,504.82
2019 Refunds	(138.00)	0.00	0.00	(138.00)	2022	(138.00)	0.00	0.00	0.00	\$138.00
2020 Collections	4,288.22	0.00	0.00	4,365.72	2022	4,288.22	0.00	(7.52)	0.00	\$4,290.30
2020 Refunds	(1,344.00)	0.00	0.00	(1,344.00)	2022	(1,344.00)	0.00	0.00	0.00	\$1,344.00
2021 Collections	275,216.02	0.00	0.00	275,303.2	2022	275,216.02	0.00	(4,381.73)	0.00	\$271,423.56
2021 Refunds	(28,285.60)	0.00	0.00	(28,285.60)	2022	(28,285.60)	0.00	0.00	0.00	\$28,285.60
2022 Collections	493,969.00	0.00	0.00	495,538.57	2022	493,969.06	0.00	(8,882.83)	0.00	\$485,755.74
Current Year to Date	748,888.83	2,713.75	0.00	753,697.64	2022	748,888.83	2,713.75	(13,855.17)	0.00	\$739,242.47



Jordan Tax Service, Inc.

102 Rahway Road • McMurray, PA 15317-3349
(412) 835-5243 • Fax (412) 835-5244
(724) 731-2300 • Fax (724) 731-2398
www.jordantax.com

Tax & Record
Services
Municipal
Business
Individual

November 14, 2022

Borough of Crafton
Douglas Sample, Manager
Municipal Building
100 Stotz Avenue
Pittsburgh, PA 15205

Re: Local Services Tax Collections
Collection Summary Report
October, 2022

Detailed below are the Local Services Tax Collections remitted to the Borough for the Collection Period of October 1, 2022 through October 31, 2022:

<u>PERIOD</u>	<u>TAX</u>	<u>PEN & INT</u>	<u>TOTAL COLLECTIONS</u>	<u>YEAR TO DATE</u>
2020 and Prior	\$ -	\$ -	\$ -	\$ -
2021	42.00	-	42.00	13,082.66
2022	936.45	1.56	938.01	26,721.22
Total Collections	978.45	1.56	980.01	39,803.88
Refunds Issued	-	-	-	-
	<u>\$ 978.45</u>	<u>\$ 1.56</u>		
Net Collections			<u>\$ 980.01</u>	<u>\$ 39,803.88</u>

Amounts Remitted:

<u>Date</u>	<u>Batch #</u>	<u>Amount</u>
10/27/22	49/23	\$ 199.56
10/28/22	24-25	780.45

Total Deposited \$ 980.01


We have enclosed our invoice for services.

Very truly yours,
JORDAN TAX SERVICE, INC.

WILLIAM R. LINNERT, JR.

Crafton Borough Local Service Tax Collection Report January through October 2022

	<u>Jan - Oct 22</u>	<u>Budget</u>	<u>\$ Over Budget</u>	<u>% of ...</u>
Income				
3050 · Act 511 Taxes				
3083 · Local Service Tax - Current	39,802.32	45,000.00	-5,197.68	88.4%
3086 · Local Svc Tax P&I	1.56	100.00	-98.44	1.6%
Total 3050 · Act 511 Taxes	<u>39,803.88</u>	<u>45,100.00</u>	<u>-5,296.12</u>	<u>88.3%</u>
Total Income	<u>39,803.88</u>	<u>45,100.00</u>	<u>-5,296.12</u>	<u>88.3%</u>
Gross Profit	39,803.88	45,100.00	-5,296.12	88.3%
Expense	<u>0.00</u>			
Net Income	<u><u>39,803.88</u></u>	<u><u>45,100.00</u></u>	<u><u>-5,296.12</u></u>	<u><u>88.3%</u></u>



Jordan Tax Service, Inc.

102 Rahway Road • McMurray, PA 15317-3349

(412) 835-5243 • Fax (412) 835-5244

(724) 731-2300 • Fax (724) 731-2398

www.jordantax.com

Tax & Record
Services

Municipal

Business

Individual

November 14, 2022

Borough of Crafton
Douglas Sample, Manager
Municipal Building
100 Stotz Avenue
Pittsburgh, PA 15205

RE: Business Privilege Tax
Collection Summary Report
October, 2022

Detailed below are the Business Privilege Tax Collections remitted to the Borough for the Collection Period of October 1, 2022 through October 31, 2022:

<u>PERIOD</u>	<u>TAX</u>	<u>LICENSE</u>	<u>PEN & INT</u>	<u>TOTAL COLLECTIONS</u>	<u>YEAR TO DATE</u>
2020 and Prior	\$ -	\$ -	\$ -	\$ -	\$ 193.18
2021	-	-	-	-	334.82
2022	5,331.94	50.00	109.65	5,491.59	58,392.27
Total Collections	5,331.94	50.00	109.65	5,491.59	58,920.27
Refunds Issued	-	-	-	-	-
	<u>\$ 5,331.94</u>	<u>\$ 50.00</u>	<u>\$ 109.65</u>		
Net Collections				<u>\$ 5,491.59</u>	<u>\$ 58,920.27</u>

Amounts Remitted:

<u>Date</u>	<u>Batch #</u>	<u>Amount</u>
10/27/22	22-25	\$ 5,491.59
Total Deposited		<u>\$ 5,491.59</u>

We have enclosed our invoice for services.

Very truly yours,
JORDAN TAX SERVICE, INC.

WILLIAM R. LINNERT, JR.


2:18 PM

11/18/22

Cash Basis

Crafton Borough
Business Priviledge Collection Report
January through October 2022

	<u>Jan - Oct 22</u>	<u>Budget</u>	<u>\$ Over Budget</u>	<u>% of B...</u>
Income				
3050 · Act 511 Taxes				
3077 · Business Priviledge - Current	56,753.46	60,000.00	-3,246.54	94.6%
3080 · Business Priviledge P&I	356.81	100.00	256.81	356.8%
Total 3050 · Act 511 Taxes	<u>57,110.27</u>	<u>60,100.00</u>	<u>-2,989.73</u>	<u>95.0%</u>
3100 · Business Licenses & Permits				
3115 · Business Licenses	1,810.00	2,000.00	-190.00	90.5%
Total 3100 · Business Licenses & Permits	<u>1,810.00</u>	<u>2,000.00</u>	<u>-190.00</u>	<u>90.5%</u>
Total Income	<u>58,920.27</u>	<u>62,100.00</u>	<u>-3,179.73</u>	<u>94.9%</u>
Gross Profit	58,920.27	62,100.00	-3,179.73	94.9%
Expense	0.00			
Net Income	<u><u>58,920.27</u></u>	<u><u>62,100.00</u></u>	<u><u>-3,179.73</u></u>	<u><u>94.9%</u></u>



Jordan Tax Service, Inc.

102 Rahway Road • McMurray, PA 15317-3349

(412) 835-5243 • Fax (412) 835-5244

(724) 731-2300 • Fax (724) 731-2398

www.jordantax.com

Tax & Record
Services

Municipal

Business

Individual

November 14, 2022

Borough of Crafton
Douglas Sample, Manager
Municipal Building
100 Stotz Avenue
Pittsburgh, PA 15205

RE: Mercantile Tax
Collection Summary Report
October, 2022

Detailed below are the Mercantile Tax Collections remitted to the Borough for the Collection Period of October 1, 2022 through October 31, 2022:

<u>PERIOD</u>	<u>TAX</u>	<u>PEN & INT</u>	<u>TOTAL COLLECTIONS</u>	<u>YEAR TO DATE</u>
2020 and Prior	\$ -	\$ -	\$ -	\$ 1,084.02
2021	-	-	-	29,851.91
2022	15,423.87	-	15,423.87	56,998.49
	<u>\$ 15,423.87</u>	<u>\$ -</u>		
Total Collections			<u>\$ 15,423.87</u>	<u>\$ 87,934.42</u>

Amounts Deposited:

<u>Date</u>	<u>Batch #</u>	<u>Amount</u>
10/27/22	15-17	\$ 15,423.87
		<u>-</u>

Total Deposited \$ 15,423.87


We have enclosed our invoice for services.

Very truly yours,
JORDAN TAX SERVICE, INC.

WILLIAM R. LINNERT, JR.

Crafton Borough
Mercantile Tax Collection Report
January through October 2022

	<u>Jan - Oc...</u>	<u>Budget</u>	<u>\$ Over ...</u>	<u>% of Bu...</u>
Income				
3050 · Act 511 Taxes				
3068 · Mercantile - Current	87,319.20	90,000.00	-2,680.80	97.0%
3074 · Mercantile - Penalty & Int.	615.22	100.00	515.22	615.2%
Total 3050 · Act 511 Taxes	<u>87,934.42</u>	<u>90,100.00</u>	<u>-2,165.58</u>	<u>97.6%</u>
Total Income	<u>87,934.42</u>	<u>90,100.00</u>	<u>-2,165.58</u>	<u>97.6%</u>
Gross Profit	87,934.42	90,100.00	-2,165.58	97.6%
Expense	0.00			
Net Income	<u><u>87,934.42</u></u>	<u><u>90,100.00</u></u>	<u><u>-2,165.58</u></u>	<u><u>97.6%</u></u>



Jordan Tax Service, Inc.

102 Rahway Road • McMurray, PA 15317-3349
 (412) 835-5243 • Fax (412) 835-5244
 (724) 731-2300 • Fax (724) 731-2398
 www.jordantax.com

Tax & Record
 Services
 Municipal
 Business
 Individual

November 14, 2022

Borough of Crafton
 Douglas Sample, Manager
 Municipal Building
 100 Stotz Avenue
 Pittsburgh, PA 15205

RE: Trash Removal
 Collection Summary Report
 October, 2022

Detailed below are the 2022 Trash Removal Collections remitted to the Borough for the Month of October, 2022:

	<u>BILLING FEE</u>	<u>GARBAGE</u>	<u>TOTAL CURRENT PERIOD</u>	<u>YEAR TO DATE</u>
FACE TAX	\$ 30.00	\$ 5,945.47	\$ 5,975.47	\$ 526,665.10
Less: Discount	-	-	-	(18,825.00)
Plus: Penalty	-	234.08	234.08	1,988.38
Total Collections	\$ 30.00	\$ 6,179.55	\$ 6,209.55	\$ 509,828.48

Amounts Deposited:

<u>Date</u>	<u>Amount</u>
10/31/22	\$ 6,209.55
	-
Total	6,209.55
Less: Refunds	-
Total Deposits	\$ 6,209.55

	<u>BILLING</u>	<u>GARBAGE</u>	<u>YEAR-TO-DATE</u>
FACE BALANCE 02/01/2022	\$ -	\$ (5,535.35)	\$ (5,535.35)
Add: Billing 02/02/2022	9,865.00	648,500.00	658,365.00
Add: Additions	5.00	550.00	555.00
Less: Deletions	(5.00)	(592.50)	(597.50)
ADJUSTED FACE BALANCE	9,865.00	642,922.15	652,787.15
Less: Total Collections	(8,100.00)	(518,565.10)	(526,665.10)
Less: Turned Over to Delinquent	-	-	-
FACE BALANCE 09/30/2022	\$ 1,765.00	\$ 124,357.05	\$ 126,122.05

Very truly yours,
 JORDAN TAX SERVICE, INC.

 WILLIAM R. LINNERT, JR.

2:20 PM

11/18/22

Cash Basis

Crafton Borough Trash Collection Report January through October 2022

	<u>Jan - Oct 22</u>	<u>Budget</u>	<u>\$ Over Budget</u>	<u>% of Bu...</u>
Income				
3370 · Sanitation Fees				
3371 · Garbage Collection - Current	517,136.44	585,000.00	-67,863.56	88.4%
3375 · Jordan - Refuse Bill Fee	8,380.00	8,500.00	-120.00	98.6%
3385 · Garbage Collection - P&I	3,448.57	3,000.00	448.57	115.0%
Total 3370 · Sanitation Fees	<u>528,965.01</u>	<u>596,500.00</u>	<u>-67,534.99</u>	<u>88.7%</u>
Total Income	<u>528,965.01</u>	<u>596,500.00</u>	<u>-67,534.99</u>	<u>88.7%</u>
Gross Profit	<u>528,965.01</u>	<u>596,500.00</u>	<u>-67,534.99</u>	<u>88.7%</u>
Expense	<u>0.00</u>			
Net Income	<u><u>528,965.01</u></u>	<u><u>596,500.00</u></u>	<u><u>-67,534.99</u></u>	<u><u>88.7%</u></u>


2:20 PM

11/18/22

Cash Basis

Crafton Borough
Trash Collection Report
October 2022

	<u>Oct 22</u>	<u>Budget</u>	<u>\$ Over B...</u>	<u>% of Bu...</u>
Income				
3370 · Sanitation Fees				
3371 · Garbage Collection - Current	5,945.47	0.00	5,945.47	100.0%
3375 · Jordan - Refuse Bill Fee	30.00	0.00	30.00	100.0%
3385 · Garbage Collection - P&I	234.08	0.00	234.08	100.0%
Total 3370 · Sanitation Fees	<u>6,209.55</u>	<u>0.00</u>	<u>6,209.55</u>	<u>100.0%</u>
Total Income	<u>6,209.55</u>	<u>0.00</u>	<u>6,209.55</u>	<u>100.0%</u>
Gross Profit	6,209.55	0.00	6,209.55	100.0%
Expense	0.00			
Net Income	<u><u>6,209.55</u></u>	<u><u>0.00</u></u>	<u><u>6,209.55</u></u>	<u><u>100.0%</u></u>



Jordan Tax Service, Inc.

102 Rahway Road • McMurray, PA 15317-3349

(412) 835-5243 • Fax (412) 835-5244

(724) 731-2300 • Fax (724) 731-2398

www.jordantax.com

Tax & Record
Services

Municipal

Business

Individual

November 14, 2022

Borough of Crafton
Douglas Sample, Manager
Municipal Building
100 Stotz Avenue
Pittsburgh, PA 15205

Re: Real Estate Taxes
Collection Summary Report
October, 2022

Detailed below are the 2022 Real Estate Tax Collections deposited to the Borough account for the Month of October, 2022:

	CURRENT PERIOD			YEAR TO DATE
	REAL ESTATE	ROAD	TOTAL	
FACE TAX	\$ 11,160.69	\$ 1,302.04	\$ 12,462.73	\$ 2,276,819.45
Less: Discount	(0.13)	-	(0.13)	(40,966.26)
Plus: Penalty	373.75	130.25	504.00	3,432.71
Total Collections	<u>\$ 11,534.31</u>	<u>\$ 1,432.29</u>	<u>\$ 12,966.60</u>	<u>\$ 2,239,285.90</u>

Amounts Deposited:

Date	Batch #	Amount
10/13/22	40	\$ 9,285.67
10/27/22	41-43	3,680.93
Total Deposits		12,966.60
Less: Refunds		-
Net Collections		<u>\$ 12,966.60</u>

	2021 REAL ESTATE	2021 ROAD	2022 REAL ESTATE	2022 ROAD	TOTAL
FACE BALANCE 3/1/2022	\$ 16,267.84	\$ 6,380.58	\$ -	\$ -	\$ 22,648.42
Add: Billing 3/1/2022	-	-	1,703,903.98	668,305.38	2,372,209.36
Add: Additions	-	-	747.80	293.31	1,041.11
Less: Exonerations	-	-	(1,159.65)	(454.84)	(1,614.49)
ADJUSTED FACE BALANCE	16,267.84	6,380.58	1,703,492.13	668,143.85	2,394,284.40
Less: Total Collections	(6,474.21)	(2,539.30)	(1,627,876.22)	(639,929.72)	(2,276,819.45)
Less: Turned Over to Delinquent	-	-	-	-	-
FACE BALANCE 10/31/2022	<u>\$ 9,793.63</u>	<u>\$ 3,841.28</u>	<u>\$ 75,615.91</u>	<u>\$ 28,214.13</u>	<u>\$ 117,464.95</u>

Very truly yours,
JORDAN TAX SERVICE, INC.

WILLIAM R. LINNERT, JR.

Crafton Borough
Real Estate & Road Tax Collection Report
 January through October 2022

	Jan - Oct 22	Budget	\$ Over Budget	% of Budget
Income				
3000 · Real Estate Taxes				
3001 · Real Estate - Current	1,598,451.21	1,700,000.00	-101,548.79	94.0%
3005 · Real Estate - Prior year	23,965.90	8,500.00	15,465.90	282.0%
3015 · Real Estate - Penalty & Int.	3,265.38	2,000.00	1,265.38	163.3%
Total 3000 · Real Estate Taxes	1,625,682.49	1,710,500.00	-84,817.51	95.0%
3030 · Road Taxes				
3031 · Road Tax - Current	628,388.47	615,000.00	13,388.47	102.2%
3035 · Road Tax - Prior	23,538.28	20,000.00	3,538.28	117.7%
3040 · Road Tax - Penalty & Int.	3,358.50	5,000.00	-1,641.50	67.2%
Total 3030 · Road Taxes	655,285.25	640,000.00	15,285.25	102.4%
Total Income	2,280,967.74	2,350,500.00	-69,532.26	97.0%
Gross Profit	2,280,967.74	2,350,500.00	-69,532.26	97.0%
Expense	0.00			
Net Income	2,280,967.74	2,350,500.00	-69,532.26	97.0%

Crafton Borough Real Estate & Road Tax Collection Report October 2022

	Oct 22	Budget	\$ Over Budget	% of B...
Income				
3000 · Real Estate Taxes				
3001 · Real Estate - Current	11,160.56	0.00	11,160.56	100.0%
3005 · Real Estate - Prior year	0.00	0.00	0.00	0.0%
3015 · Real Estate - Penalty & Int.	373.75	0.00	373.75	100.0%
Total 3000 · Real Estate Taxes	<u>11,534.31</u>	<u>0.00</u>	<u>11,534.31</u>	<u>100.0%</u>
3030 · Road Taxes				
3031 · Road Tax - Current	1,302.04	0.00	1,302.04	100.0%
3035 · Road Tax - Prior	2,097.72	0.00	2,097.72	100.0%
3040 · Road Tax - Penalty & Int.	530.00	0.00	530.00	100.0%
Total 3030 · Road Taxes	<u>3,929.76</u>	<u>0.00</u>	<u>3,929.76</u>	<u>100.0%</u>
Total Income	<u>15,464.07</u>	<u>0.00</u>	<u>15,464.07</u>	<u>100.0%</u>
Gross Profit	15,464.07	0.00	15,464.07	100.0%
Expense	<u>0.00</u>			
Net Income	<u><u>15,464.07</u></u>	<u><u>0.00</u></u>	<u><u>15,464.07</u></u>	<u><u>100.0%</u></u>

0 *
 15,464.07 +
 2,097.72 -
 399.75 -
 -001.....
 12,966.60 *+

Tax Collector's Monthly Report to Taxing Districts

For the Month of OCTOBER, 2022
BOROUGH OF CRAFTON Taxing District

	Real Estate	Road	Prior Years Real Estate	Prior Years Road
A. Collections				
1. Balance Collectable-Beginning of Month	86,776.60	29,516.17	9,793.63	3,841.28
2A. Additions: During the Month(*)				
2B. Deductions: Credits During the Month - (from line 17)				
3. Total Collectable	86,776.60	29,516.17	9,793.63	3,841.28
4. Less: Face Collections for the Month	11,160.69	1,302.04		
5. Less: Deletions from the Lis (Gentrifications)				
6. Less: Exonerations (*)				
7. Less: Liens/Non-Lienable Installments(*)				
8. Balance Collectable - End of Month	75,615.91	28,214.13	9,793.63	3,841.28
B. Reconciliation of Cash Collected				
9. Face Amount of Collections - (must agree with line 4)	11,160.69	1,302.04	0.00	0.00
10. Plus: Penalties	373.75	130.25		
11. Less: Discounts	0.13	0.00		
12. Total Cash Collected per Column	11,534.31	1,432.29	0.00	0.00
13. Total Cash Collected				12,966.60
C. Payment of Taxes				
14. Amount Remitted During the Month (*)			TOTAL ALL TAXES	
	Date	Transaction #	Amount	
	10/13/2022	40	9,285.67	
	10/27/2022	41-43	3,680.93	
15. Amount paid with this Report Applicable to this Reporting Month		Trx. #	Total	\$ 12,966.60
16. Total Remitted This Month				\$ 12,966.60
17. List, Other Credit Adjustments (*)				\$ 12,966.60
	Parcel #	Name	Amount	
18. Interest Earnings (if applicable)		Total	0.00	

William R. Stewart
 Agent Acting on behalf of the Tax Collector
 Date 11/16/22

* Prior Yr. Collections
 I verify this is a complete and accurate reporting of the balance collectable, taxes collected remitted for the month.
 Received by (taxing district): _____ Title: _____ Date _____
 I acknowledge the receipt of this report.

Taxing District Use (Optional)	
Carryover from Previous Month	\$ _____
Amount Collected This Month	\$ _____
Less Amount Paid This Month	\$ _____
Ending Balance	\$ _____

JORDAN TAX SERVICE, INC.
102 RAHWAY ROAD
MCMURRAY, PA 15317-3349
(724) 731-2300

November 14, 2022

Borough of Crafton
 Douglas Sample, Manager
 Municipal Building
 100 Stotz Avenue
 Pittsburgh, PA 15205

We are forwarding herewith counterfoils for delinquent taxes and municipal claims collected and satisfied since date of our last report. We are also forwarding deposit slips as summarized below and the Prothonotary's receipts for satisfaction costs advanced by our office.

DELINQUENT TAXES:

Receipts: #14373-14381

	Face Tax	Penalty	Interest	Costs	TOTAL
Prior	1,408.89	198.58	258.57	361.93	2,227.97
2021	1,577.07	172.75	86.37	132.00	1,968.19
Record/Sheriff Sale Costs					237.75
Commission Collected					209.79

MUNICIPAL CLAIMS: "Trash"

Receipts: #2792-2796

	Face Tax	Penalty	Interest	Costs	TOTAL
	780.92	83.40	-	24.00	888.32
Commission Collected					44.43

MUNICIPAL CLAIMS: "Trash"

Receipts: #4682, 4687-4688, 4691-4695, 4697-4698

	Face Tax	Penalty	Interest	Costs	TOTAL
	1,109.39	53.67	138.64	145.00	1,446.70
Commission Collected					90.01

MUNICIPAL CLAIMS: "Sewage"

Receipts: #4679-4681, 4683-4684, 4686, 4689-4690, 4696, 4699

	Face Tax	Penalty	Interest	Costs	TOTAL
	7,401.21	185.65	419.00	604.00	8,609.86
Commission Collected					430.50

MUNICIPAL CLAIMS: "Demolition"

Receipts: #4685

	Face Tax	Penalty	Interest	Costs	TOTAL
	1,476.19	-	-	-	1,476.19
Commission Collected					73.81

<u>Total Collections, Taxes and Claims:</u>	Real Estate	\$	4,643.70	Ck. #1551	<u>\$ 17,703.52</u>
	Trash	\$	2,469.46	Ck. #1552	
	Sewage	\$	9,040.36	Ck. #1553	
	Demolition	\$	1,550.00	Ck. #1554	


Deposits Per Enclosed Receipts:

DATE	AMOUNT	DATE	AMOUNT	DATE	AMOUNT
10/04/22	1,381.91	10/11/22	331.15	10/21/22	3,083.21
10/11/22	178.58	10/20/22	2,051.48	10/21/22	9,536.44
10/11/22	208.00	10/21/22	675.28	10/27/22	257.47

Total Deposits **\$ 17,703.52**

*Partial Payments Not Yet Applied - \$5,644.01

JORDAN TAX SERVICE, INC.



 William R. Linnert, Jr.

**BOROUGH OF CRAFTON
POLICE DEPARTMENT**

MARK A. SUMPTER
CHIEF OF POLICE

100 STOTZ AVENUE
CRAFTON, PENNSYLVANIA 15205

COLETTA A. PERRY
MAYOR



November 17, 2022

Crafton Police responded to 146 complaints during the month of October 2022.

The following 3 pages attached show a printout of the calls answered by Crafton Police.

No parking tags were issued for the month of October
Copies of Police Reports for the month of October - \$60.00
No solicitor permits were issued for the month of October
Six truck permits were issued for the month of October - \$60.00
Fines collected by the Magistrate and paid to the borough for September - \$922.34
There were 35 citations issued, 15 citation warnings, 0 parking tags, 0 AccuTrak – total 50

Crafton Borough had 0 narcotic related calls for the month of October 2022. Naloxone (Narcan) was used 0 times by Crafton QRS, 0 times by EMS and 0 times by police.

Mileage on Police Cars:

Unit # 11-1 – 1,678 miles ending at 58,906
Unit # 11-2 – 997 miles ending at 70,301
Unit # 11-3 - 2,537 miles ending at 5,210
Unit # 11-4 - 43 miles ending at 18,494

Note: No change in status of Unit #11-4.

Unit # 11-4 was taken out of service due to needing parts that are on back order that have not been delivered. As soon as parts arrive Unit #11-4 will return to Woltz & Wind to have vehicle repaired. Once completed vehicle will go back into service.

Respectfully submitted,

Barbara H. Berkhouse
Barbara H. Berkhouse
Police Secretary

Calls for Service - by Keyword

CRAFTON BOROUGH



Incidents Reported Between 10/01/2022 and 10/31/2022

Code	Description	Primary Count	Secondary UCR Count		
			Code 2	Code 3	Code 4
911 HANGUP					
3802	SERVICE CALL-911 HANG UP	1			
ACCIDENT					
4006	NON-CRIMINAL-ACCIDENT - OTHER	1			
ACCIDENT M					
3100	MOTOR VEHICLE ACCIDENTS	3			
6008	ACCIDENT INVOLVING NONINJURY	1			
		<u>4</u>			
ALARM					
3810	SERVICE CALL-ALARMS-UNFOUNDED-EXCPT FIRE	10			
3840	FIRES (INCLUDING ALARMS-FOUNDED/UNFOUND)	1			
		<u>11</u>			
ALL OTHER					
2600	ALL OTHER CRIMES CODE VIOLATIONS	1			
ANIMAL					
5502	ANIMAL COMPLAINTS - BARKING DOGS	1			
5510	ANIMAL COMPLAINTS - OTHER	3			
		<u>4</u>			ANIMAL CONTROL CONTACTED ON TWO OF THESE CALLS.
ASSAULT					
0410	ASSAULT - FIREARM	1			
0440	ASSAULT - HANDS,FISTS,FEET	1			
		<u>2</u>			
ASSIST MOT					
3820	SERVICE CALL-ASSIST MOTORIST/DISABLE VEH	2			
ASSIST POL					
7504	ASSIST OTHER AGENCIES - OTHER POLICE	2			
CHECK WELF					
3801	SERVICE CALL-CHECK WELFARE	9			
CRIM MISCH					
1440	CRIMINAL MISCHIEF - ALL OTHER	1			
DISORDERLY					
2400	DISORDERLY CONDUCT	1			
2420	DISORDERLY CONDUCT-PUBLIC PLACES	2			
		<u>3</u>			
DISTURBANC					
3610	DISTURBANCES-NOISE	2			
3620	DISTURBANCES-OTHER (FIGHTS,DISPUTES,ETC)	11			
		<u>13</u>			
DOA					

Calls for Service - by Keyword

CRAFTON BOROUGH

Incidents Reported Between 10/01/2022 and 10/31/2022



Code	Description	Primary Count	Secondary UCR Count		
			Code 2	Code 3	Code 4
DOA					
3320	DOA	3			
DOMESTIC					
3600	DISTURBANCES-DOMESTIC	10			
DUI					
2111	DRIVING UNDER THE INFLUENCE - ALCOHOL	1			
DUMPING					
2831	TWP ORD-DUMPING	1			
ELECTRICAL					
4026	NON-CRIMINAL-WIRES AND POLES DOWN	3			
FORGERY					
1026	COUNTERFEITING - USING	1			
FOUND ANIM					
5002	LOST & FOUND - FOUND ANIMAL	2			
FOUND ARTI					
5004	LOST & FOUND - FOUND ARTICLES	1			
GAS LEAK					
4012	NON-CRIMINAL - GAS LEAKS & EXPLOSIONS	1			
HARASSMENT					
2450	HARASSMENT	3			
HARASSSMEN					
2410	HARASSMENT BY COMMUNICATION	2			
HIT AND RU					
8519	HIT AND RUN ACCIDENT	1			
LOST ANIMA					
5006	LOST & FOUND - LOST ANIMAL	2			
MEDICAL					
3870	MEDICAL EMERGENCY	6			
7008	PUBLIC SERVICES - MEDICAL ASSISTANCE	8			
		<u>14</u>			
MENTAL					
3400	MENTAL HEALTH	1			

Calls for Service - by Keyword

CRAFTON BOROUGH

Incidents Reported Between 10/01/2022 and 10/31/2022



Code	Description	Primary Count	Secondary UCR Count		
			Code 2	Code 3	Code 4
MISSING PE					
5010	LOST & FOUND - MISSING JUVENILE FEMALE	1			
5012	LOST & FOUND - MISSING JUVENILE MALE	1			
		<u>2</u>			
PUBL DRUNK					
2300	PUBLIC DRUNKENESS	1			
RECOV PROP					
3000	FOUND/RECOVERED PROPERTY	2			
ROBBERY					
0315	ROBBERY-ARMED-FIREARM-CHAIN STORE	1			
SEXUAL					
1720	SEX OFFENSES - INDECENT EXPOSURE	1			
SOLICITING					
2800	TWP ORD-SOLICITING	1			
SUSP PERSN					
4022	NON-CRIMINAL - SUSPICIOUS PERSON	2			
SUSPICIOUS					
3500	SUSPICIOUS PERSONS,AUTOS,CIRCUMSTANCES	18			
SVC CALL					
3800	SERVICE CALL-MISCELLANEOUS	2			
THEFT					
0616	THEFT-\$200 & OVER-BICYCLES	1			
0617	THEFT-\$200 & OVER-FROM BUILDINGS	1			
0619	THEFT-\$200 & OVER-ALL OTHER	1			
0629	THEFT-\$50 TO \$200-ALL OTHER	1			
0633	THEFT-UNDER \$50-RETAIL THEFT	4			
		<u>8</u>			
TRAF CIT					
CITT	TRAFFIC CITATION	18			
TRAFFIC					
2710	TRAFFIC OFFENSES (COURT CASES NOT DUI)	1			
3900	TRAFFIC & PARKING PROBLEMS	7			
		<u>8</u>			
	Total Calls	<u>164</u>			
		<u>18</u>			
		<u>146</u>			

Code Enforcement Report Sept-Nov 2022

Location	Description	Status	Violation Date
NOBLE AVE	Rental inspections due by October 3rd.	Open	9/21/2022
W STEUBEN ST	Inspections due for all units. Final notice sent 11-10-2022. due by 11-21-2022. Talked to AJ new property manager. Said all payment and paperwork would be in by 11-29-2022	Open	9/21/2022
THOMAS ST	Building demolished but site not finished. Health hazard/nuisance. 10 days.	Open	9/23/2022
CREIGHTON AVE	Boat in driveway. 20 days.	Open	9/29/2022
BRADFORD AVE	Broken sidewalk. 20 days.	Open	9/29/2022
LAWSON AVE	boat in rear of property. 20 days to remove.	Open	10/3/2022
LAWSON AVE	Accumulation of building materials. 20 days.	Open	10/4/2022
PROMENADE ST	Soffit in disrepair. 20 days.	Open	10/5/2022
PROMENADE ST	Rubbish. 5 days.	Closed	10/5/2022
PROMENADE ST	Grass is long. 5 days.	Closed	10/5/2022
HAWTHORNE AVE	rental insp./landlord report. Received	In Progress	10/10/2022
DIVISION ST	rental insp./landlord report. Final notice sent 11-9-2022. Due by 11-18-2022	Open	10/10/2022
CRAFTON BLVD	rental insp./landlord tenant. Talked to Steve P. on 10-18-2022. He will bring insp down and submit landlord report when unit is rented. paperwork received 10/18/2022	In Progress	10/11/2022
CRAFTON BLVD	rental insp./landlord report. none of the inspections ever passed previously. trying to rent units again. Paperwork Received 10/25/22	In Progress	10/11/2022
DUNCAN AVE	rental insp./landlord report. Paperwork received 10/19/2022	Closed	10/11/2022
GRANDVIEW AVE	rental insp./landlord report. paperwork rec'd 11/1/2022	In Progress	10/11/2022
CRAFTON BLVD	Rental insp./landlord report. We have no occ certificate for the current property. Paperwork received 10/21/22 for ROL	In Progress	10/11/2022
PROMENADE ST	Rental insp./landlord occ. Talked to David today 10/24/2022 and he said paperwork will be in this week. Paperwork received 10/28/2022	In Progress	10/11/2022
STERRETT ST	rental insp./landlord report. Talked to owner and he said he is sending all paperwork with pay for all four units 10-17-2022. Received 10/25/22	In Progress	10/11/2022
STATION ST	rental insp./landlord report. final notice sent 11-9-2022. due 11-18-2022	Open	10/11/2022
CLEARVIEW AVE	rental insp./landlord report. Paperwork received 10/28/2022	In Progress	10/11/2022
BARR AVE	rental insp./landlord report for one side. owner occupied building. final notice sent 11-9-2022. Due by 11-18-2022	Open	10/11/2022
BARR AVE	Rental insp./landlord report. Sent final notice 11-9-2022. Paperwork due back by 11-18-2022. Paperwork received 11/16/2022	In Progress	10/11/2022
N EMILY ST	rental insp./landlord report. sent second notice 11-8-2022. Talked to owner on 11-14-2022 and he gave me his email. paperwork should be in soon.	Open	10/11/2022
N EMILY ST	Rental inspections due. Received 10/28/2022	In Progress	10/11/2022
W STEUBEN ST	rental insp./landlord report due for vacant unit. final notice sent 11-8-2022 by certified mail. due 11-18-2022. Received 11/15/2022	In Progress	10/11/2022
MILDRED ST	Follow-up inspection required to rent/landlord report. paperwork received on 10/21/2022	In Progress	10/12/2022
PROMENADE ST	rental insp./landlord report	Open	10/12/2022
THOMAS ST	rental insp due for most recent vacant apartment/landlord report. Landlord report received. Two units changed over.	Open	10/12/2022

Code Enforcement Report Sept-Nov 2022

	Paperwork received without payment. Emailed owner to pay for inspections for unit basement 1 and 5c by 11-18-2022		
ALICE ST	follow-up occ insp needed/landlord report. Fin notice sent 11-9-2022. Due by 11-18-2022	Open	10/12/2022
OREGON AVE	rental insp/landlord report. scheduled for 10/26/22	Closed	10/12/2022
NOBLE AVE	Inspection on recently vacant unit needed. Landlord Tenant Report Needed.	In Progress	10/14/2022
UNION AVE	Rental inspection/landlord report due.	Open	10/14/2022
NOBLE AVE	rental inspection/landlord report. Paperwork and fee received 10/19/22	In Progress	10/14/2022
CRAFTON BLVD	Rental inspections/landlord reports due. Received 10/20/2022	In Progress	10/14/2022
CRAFTON BLVD	landlord report needed. paperwork received 10/21/2022	In Progress	10/17/2022
S LINWOOD AVE	Rental insp/tenant reg forms due to vacant unit. Received 11/1/22	In Progress	10/18/2022
WARREN ST	Rental insp/Landlord Report. Received paperwork 11-2-2022	In Progress	10/21/2022
BRADFORD AVE	Rental insp/Landlord Report. Paperwork received 11/3/2022	In Progress	10/21/2022
BELVIDERE ST	Rental insp/Landlord Report. Received 11/10/2022	In Progress	10/21/2022
EMERSON AVE	Rental insp/Landlord Occ. Final notice sent 11-10-2022. Due 11-21-2022	Open	10/24/2022
PROMENADE ST	Rental insp/Landlord Report. Received updated tenant information from previous entry on 4/2022.	In Progress	10/24/2022
FOSTER AVE	Unsanitary condition in rear of the building. 20 days to fix.	Closed	10/25/2022
N LINWOOD AVE	Trash accumulation on porch.	Open	10/25/2022
EMERSON AVE	Rental insp/Landlord Occ. Fin al notice sent 11-10-2022. Due 11-21-2022	Open	10/25/2022
BELL AVE	Vegetation making it hard to use sidewalk. 20 days to abate (along with water discharge issue.)	Open	10/28/2022
BROADHEAD AVE	Rental/Tenant Report. Paperwork received 11/15/2022	In Progress	11/1/2022
N LINWOOD AVE		Open	11/1/2022
MARION ST	Rental inspections? Landlord report.	Open	11/1/2022
CHARTIERS AVE	Rubbish in interior and exterior. 20 days to abate.	Open	11/10/2022
MUELLER AVE	Inspections needed for all three units. Payment and paperwork only due for units 1&3	Open	11/10/2022
	since paperwork etc was received for unit 2. Landlord report due once vacant unit is occupied		
HALL AVE	Rental inspection needed on current vacant unit. landlord report also	In Progress	11/10/2022
	due after unit is inspected and rented. Paperwork received 11/16/2022		
CROSS ST	Rental inspection due at least on vacant unit. Not sure if one is owner occupied. Landlord report due after rental.	Open	11/15/2022
COULTER ST	Rental inspections due/landlord report due.	Open	11/15/2022

Code Enforcement Report Summary for Sept-Nov 2022

- Upcoming Hearings: 2/28/2023
- Started sending notices out for rental inspections for properties advertising units. Occasionally I would add others I knew needed to be inspected. My time has been spent more on this aspect of work than field work of late so property maintenance has become almost entirely complaint based.
- 21 White Ave. still has two tenants and Matt Greiner is still not in compliance. It has been ongoing now since **2019** with **no compliance**. To my knowledge he has applied for a change of use a few months ago. This is the second time he's applied for that—in the meantime he is still **illegally renting**.

Building Inspection Report

October 2022

October Reports Received

(Attached)

Allegheny County R/E Transfer ✓

Certificates & Permits Issued

October 2022

Rental Inspection Certificates Issued	16
Zoning Use/Occupancy Certificates Issued	17
Building/Zoning Permits Issued	5



CRAFTON PUBLIC LIBRARY BOARD REPORT NOVEMBER 2022

SEPTEMBER-OCTOBER VIRTUAL ENAGEMENT

*Facebook would not let me export our data! Hope to update soon.

NUMBER OF POSTS	REACH	ACTIONS
-	-	-

SEPTEMBER-OCTOBER IN-PERSON PROGRAMS

DATE	PROGRAM	ATTENDEES
9/1/2022	Legos/Blocks	3
9/2/2022	The Dinner	22
9/5/2022	Yoga	6
9/6/2022	Storytime	7
9/8/2022	Legos/Blocks	2
9/12/2022	Storytime	12
9/12/2022	Yoga	13
9/13/2022	Storytime	10
9/15/2022	Legos/Blocks	1
9/19/2022	Storytime	6
9/19/2022	Yoga	22
9/20/2022	Storytime	4
9/22/2022	Legos/Blocks	2
9/23/2022	After School Arts and Crafts	9
9/26/2022	Storytime	8
9/26/2022	Yoga	8
9/29/2022	Legos/Blocks	3
9/30/2022	After School Arts and Crafts	3
10/3/2022	Storytime	7
10/3/2022	Yoga	6
10/4/2022	Storytime	10
10/5/2022	Scam-o Bingo	1
10/6/2022	Legos/Blocks	2
10/7/2022	After School Arts and Crafts	4
10/7/2022	The Dinner	20
10/10/2022	Storytime	5
10/10/2022	Yoga	8
10/11/2022	Storytime	4
10/13/2022	Books and Bricks Crafton visit	60
10/13/2022	Legos/Blocks	5
10/14/2022	Storytime	7
10/14/2022	1st grade craft visit	45

10/14/2022	After School Arts and Crafts	3
10/17/2022	Storytime	6
10/17/2022	Yoga	7
10/18/2022	Storytime	7
10/19/2022	1st grade Peter and the Wolf	50
10/20/2022	Legos/Blocks	4
10/21/2022	After School Arts and Crafts	2
10/24/2022	Storytime	5
10/24/2022	Yoga	8
10/25/2022	Storytime	7
10/27/2022	Monster Mash Bash	77
10/31/2022	Storytime	3
TOTAL		363

SEPT eCIRC
1,123

SEPT VISITS
3,044

OCT eCIRC
*NYR

OCT VISITS
3,112

**SEPTEMBER-OCTOBER IN-HOUSE CIRCULATION
(MATERIALS CROSSING OUR DESK)**

CIRCULATION	PERCENT	QUANTITY
Adult Books	40.9 %	1,304
Adult Media	15.8 %	504
YA Books	3.7 %	116
Children & Middle Grade Books	36.5 %	1,162
Children & Middle Grade Media	3.1 %	99
CIRCULATION TOTALS	100 %	3,185

**SEPTEMBER-OCTOBER COUNTY-WIDE CIRCULATION
(OUR MATERIALS AROUND THE COUNTY)**

CIRCULATION	PERCENT	QUANTITY
Adult Books	48.4 %	1,517
Adult Media	17.7 %	553
YA Books	2.9 %	90
Children & Middle Grade Books	28.4 %	891
Children & Middle Grade Media	2.6 %	82
CIRCULATION TOTALS	100 %	3,133