


---

**CRAFTON BOROUGH  
MEMORANDUM**

---

**FROM:** RJ Susko, Borough Manager   
**SUBJECT:** Statistics provided by Police Chief for April 8, 2019 Council meeting  
**DATE:** April 17, 2019

---

The following pages are photocopies of the information provided by Police Chief Mark Sumpter as requested by Mayor James Bloom, for use in the discussion of an additional police hire at the April 8, 2019 Council meeting. The printout packets were delivered to the administrative office on Thursday, April 4, for distribution to Council and the Borough Manager prior to the Council meeting.

The administrative office has reproduced the printouts via photocopy as clearly as borough office equipment allows. If you have further questions about the statistics contained in this packet, feel free to contact the office at 412-921-0752; the office will relay any inquiries to the Mayor.



Crime Statistics for Crafton Borough Pennsylvania



Sign in

All Images News Maps Shopping More Settings Tools

About 71,800 results (0.73 seconds)



From our analysis, we discovered that violent crime in Crafton occurs at a rate higher than in most communities of all population sizes in America. The chance that a person will become a victim of a violent crime in Crafton, such as armed robbery, aggravated assault, rape or murder, is 1 in 484.

Crafton, PA Crime Rates - NeighborhoodScout

https://www.neighborhoodscout.com/pa/crafton/crime

About this result Feedback

Crafton, PA Crime Rates - NeighborhoodScout

https://www.neighborhoodscout.com › PA › Crafton, PA

From our analysis, we discovered that violent crime in Crafton occurs at a rate higher than in most communities of all population sizes in America. The chance that a person will become a victim of a violent crime in Crafton, such as armed robbery, aggravated assault, rape or murder, is 1 in 484.

Crafton, PA Crime Rates & Crime Map - AreaVibes

https://www.areavibes.com/crafton-pa/crime/

View detailed crime rates in Crafton, PA as well as a Crafton crime density heat map.

Crafton, PA - Niche

https://www.niche.com › Places to Live › Best Places › Pennsylvania

Rating: 3.9 - 25 reviews

See what it's like to live in Crafton, PA. Explore reviews and statistics on crime, real estate, and cost of living.

Crime in Crafton, Pennsylvania (PA): murders, rapes, robberies ...

www.city-data.com/crime/crime-Crafton-Pennsylvania.html

Crime rate in Crafton, Pennsylvania (PA) murders, rapes, robberies, assaults, burglaries, thefts, auto thefts, arson, law enforcement employees, police officers, ...

Crime in Crafton - Crafton, PA Crime Map - SpotCrime

https://spotcrime.com/pa/crafton

Crime in Crafton - Crafton, PA Crime Map - SpotCrime. City and county crime maps showing crime incident data (arrest, arson, assault, burglary, robbery, ...)

Crafton Crime Watch - Crafton Borough

crafton.org/crafton-crime-watch/

Crafton, PA 15205 412-921-0752 Home; Community, 2018 Concerts in the ... Crafton Crime Watch To add your e-mail to our mailing list click here and fill out ...

Crafton Police Department - Crafton Borough

crafton.org/crafton-police-department/

Crafton Borough Police Department, 100 Stotz Avenue, Pittsburgh, PA 15205 Police Administrative Office (412)921-2016 Crime Prevention Unit Emergency ...

Crime Watch Archives - Crafton Borough

crafton.org/category/crime-watch/

The Crafton Police Department took a scam report today. The resident stated that he posted an ad on Craig's List and has spoken with someone interested in ...

Crime Data for Crafton, PA - Trulia

https://www.trulia.com/real\_estate/Crafton-Pennsylvania/crime/

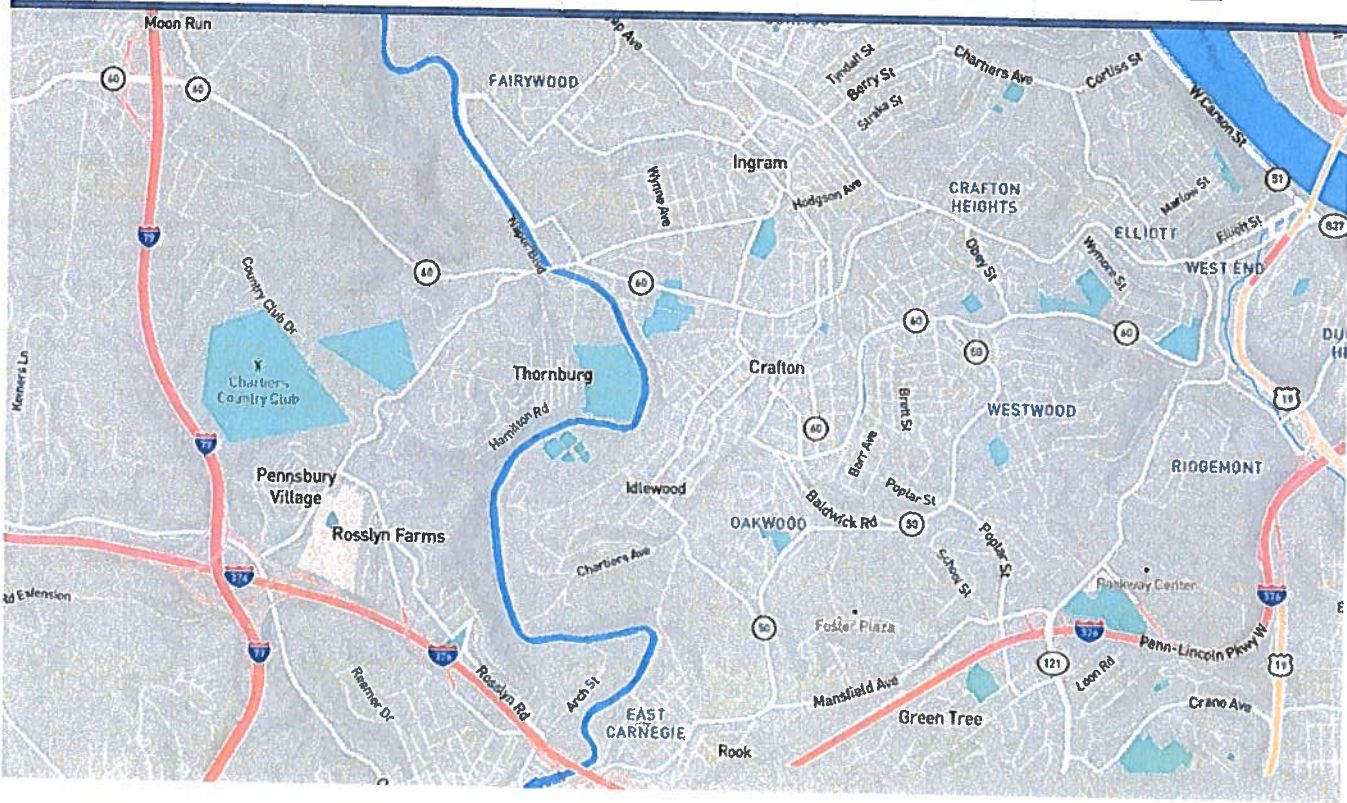
Find crime data for Crafton, PA. Crafton crime density heat maps, individual crimes, and more on Trulia.com.



# CRAFTON, PA CRIME RATES



- [Overview](#)
- [Real Estate](#)
- [Demographics](#)
- [Crime](#)**
- [Schools](#)



Satellite

© Mapbox © OpenStreetMap

Safest

Most Dangerous

**WATCH NOW**

1. Click "Watch Now"
2. Run and Install
3. Open New Tab



## CRAFTON, PA CRIME ANALYTICS

Source & Methodology

2

DATA	DESCRIPTION
------	-------------

CRAFTON CRIME DATA

**CRIME INDEX**

**10**

(100 is safest)

Safer than 10% of U.S. Cities

CRAFTON ANNUAL CRIMES

	VIOLENT	PROPERTY	TOTAL
Number of Crimes	12	216	228
Crime Rate (per 1,000 residents)	2.07	37.22	39.29

VIOLENT CRIME

VIOLENT CRIME COMPARISON (PER 1,000 RESIDENTS)



MY CHANCES OF BECOMING A VICTIM OF A VIOLENT CRIME

1 IN 484  
in Crafton

1 IN 319  
in Pennsylvania

CRAFTON VIOLENT CRIMES

POPULATION 5,803


	MURDER	RAPE	ROBBERY	ASSAULT
Number of Crimes	0	0	2	10
Rate per 1,000	0.00	0.00	0.34	1.72



UNITED STATES VIOLENT CRIMES

POPULATION 325,719,178

	MURDER	RAPE	ROBBERY	ASSAULT
Report Total	17,264	135,757	315,056	810,625
Rate per 1,000	0.05	0.42	0.96	2.49



PROPERTY CRIME

PROPERTY CRIME COMPARISON (PER 1,000 RESIDENTS)



MY CHANCES OF BECOMING A VICTIM OF A PROPERTY CRIME

1 IN 27  
in Crafton

1 IN 61  
in Pennsylvania

CRAFTON PROPERTY CRIMES

POPULATION 5,803

	BURGLARY	THEFT	MOTOR VEHICLE THEFT
Report Total	12	183	5
Rate per 1,000	2.07	31.53	0.86

UNITED STATES PROPERTY CRIMES


POPULATION 325,719,178

	BURGLARY	THEFT	MOTOR VEHICLE THEFT
--	----------	-------	---------------------



	BURGLARY	THEFT	MOTOR VEHICLE THEFT
Rate (per 1,000)	4.30	19.94	2.27

**CRAFTON CRIMES PER SQUARE MILE**



**1 The Top 6 Dividend Stocks**

These 6 Long Term Stocks Could Help You Generate Regular Income [Wealthy Retirement](#)

**2 Seniors-Still Have A Landline?**

If you still have a landline, you need to search this [new technology](#). [Nation.com](#)

**3 1 Stock for Marijuana Boom - Like Buying Amazon at \$3.19**

This pot stock could be like buying Amazon for \$3.19 [fool.com](#)

**4 Property Tax Records Lookup - Enter Name Or Address & Search**

Search Any Property By Address. Find Out Owners, Taxes, and Sales. [usrealtyrecords.com](#)



**POPULAR NEIGHBORHOODS IN CRAFTON**

- [Idlewood](#)
- [Borough Center](#)

**POPULAR COMMUNITIES NEAR CRAFTON PA**

- [Ben Avon, PA](#)
- [Canonsburg, PA](#)
- [Edgewood, PA](#)
- [Edgeworth, PA](#)
- [Fox Chapel, PA](#)
- [Franklin Park, PA](#)
- [Pittsburgh, PA](#)
- [Sewickley Heights, PA](#)
- [Thornburg, PA](#)
- [Venetia, PA](#)

**ZIP CODES IN CRAFTON, PA**

- [15205](#)





Enter a State, City, Neighborhood, Address or Zip

Search » Pennsylvania » Crafton » Crime

- 1 **Sex Offender Alert - Just Enter Your Zip Code**  
Does a Registered Sex Offender Live Near Your Family. Search Free Now. [kidslivesafe.com](http://kidslivesafe.com)
- 2 **Who is the Better President - Barack Obama or Donald Trump**  
Conservative Buzz is asking you, who is the better President? Obama or Trump? [conservativebuzz.com](http://conservativebuzz.com)



## Crafton, PA Crime

Follow

[Livability](#)   [Real Estate](#)   [Demographics](#)   [Best Places](#)

**80**   **A+**   **B-**   **D+**   **C**   **A**   **A-**   **D+**

[Livability](#)   [Amenities](#)   [Cost of Living](#)   **Crime**   [Employment](#)   [Housing](#)   [Schools](#)   [Weather](#)

### Reported Annual Crime In Crafton

Statistic	Reported incidents	Crafton /100k people	Pennsylvania /100k people	National /100k people
<b>Total crime</b>	225	3,599	1,963	2,745
Statistic	Reported incidents	Crafton /100k people	Pennsylvania /100k people	National /100k people
Murder	0	0.0	5.8	5.3
Rape	0	0.0	32.8	41.7
Robbery	2	32.0	92.1	98.0
Assault	9	144.0	182.6	248.9
Violent crime	11	176	313	383
Burglary	12	192.0	250.3	430.4
Theft	197	3,151.5	1,297.7	1,694.4
Vehicle theft	5	80.0	101.4	237.4
Property crime	214	3,423	1,649	2,362

A general overview of all the annual reported crimes in Crafton, PA is displayed above. The data has been arranged to make it easier to find both the gross total of reported crimes and the number of crimes reported per 100,000 people in Crafton, PA. These statistics are further divided into two distinct categories (violent crimes and property crimes) to provide more insight to how prevalent crime is in the area. You'll find that the rate of crime in Crafton, PA averages 83% higher than the rest of Pennsylvania while the rate of crime on a national scale is 31% higher than. You'll find that the occurrence of violent crime in Crafton, PA is 44% lower than the average rate of crime in Pennsylvania and 54% lower than the rest of the nation. Similarly, crime involving property stands 108% higher than the remainder of the state of Pennsylvania and 45% higher than the nation's average. Both of these statistics relate to how safe residents and businesses are while performing everyday activities in the Crafton, PA area.



### Find Real Estate Listings

Crafton, PA

Bedrooms

Bathrooms

Price \$0 - \$20,000,000

### New Real Estate Listings In Crafton

<p>\$375,000</p> <p>132 Nottingham Dr 5 Bed • 4 Bath</p>	<p>\$67,900</p> <p>1238 Clairhaven St 3 Bed • 1 Bath</p>	<p>\$749,900</p> <p>1120 Harvard Rd 4 Bed • 4 Bath</p>
<p>\$74,900</p> <p>122 Noble Ave 3 Bed • 2 Bath</p>	<p>\$219,900</p> <p>602 Wingate Dr 3 Bed • 3 Bath</p>	<p>\$115,000</p> <p>624 Carriage Cir 1 Bed • 2 Bath</p>

[See more homes for sale in Crafton, PA](#)



TAKE THE POLL

How would you rate the amount of crime in Crafton?

Excellent. There is virtually no crime in this area.

Good. There is only a little crime in this area.

Poor. There is more crime than I'd like in this area.

Awful. Crime is rampant in this area.

[View results](#)

TAKE THE POLL

Do you feel safe walking alone at night in Crafton?

Extremely safe. Night or day, it's a very safe place.

Fairly safe. I feel safe walking in most areas.

Not very safe. I avoid walking in most areas at night.

Not safe at all. I never walk alone at night.

[View results](#)

### 1 Arrest Records: 2 Secrets

Find Addresses, Phone Numbers, Felonies, Traffic Records, DUIs and Much More! Instant Checkmate



### 2 Cheap Hotels For Seniors

Seniors - Get a hotel room for cheap! Stuff Answered



### 3 Local Sex Offender Search

Does a Sex Offender Live Nearby? Search Now, Free Kids Live Safe



### 4 3 Worst Prostate Foods - One Thing Prostate Needs Daily

Doctor: The One Thing You Should Eat For Your Prostate Every Morning [Video]. medixselect.com



## Crafton Crime Map

Low crime

High crime No data available

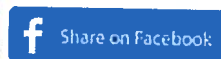
Crime map data by SpotCrime. Sign up for local [SpotCrime alerts](#).



The Crafton crime map provides a detailed overview of all crimes in Crafton as reported by the local law enforcement agency. Based on the color coded legend above, the crime map outlines the areas with low crime compared to the areas with high crime. The Crafton crime heat map offers insight into the total crimes on a block group level.

## Did You Know?

- The overall crime rate in Crafton is 31% higher than the national average.
- For every 100,000 people, there are 9.86 daily crimes that occur in Crafton.
- Crafton is safer than 28% of the cities in the United States.
- In Crafton you have a 1 in 28 chance of becoming a victim of any crime.
- The number of total year over year crimes in Crafton has decreased by 8%.



## Venomous Snake Quiz

This snake identification quiz is so tough, we'll be surprised if you even get 4 right!

HowStuffWorks

### Real Estate Listings In Crafton

<b>\$129,900</b>	<b>\$159,000</b>	<b>\$104,900</b>
<p>28 S Grandview Ave 3 Bed • 1 Bath</p>	<p>15 Oakmont St 3 Bed • 2 Bath</p>	<p>1027 Stratmore Ave 3 Bed • 2 Bath</p>

[See more homes for sale in Crafton, PA](#)

### The Best Places In Pennsylvania



Here are the best places to live in Pennsylvania

Top 10 cities in Pennsylvania with the best education system

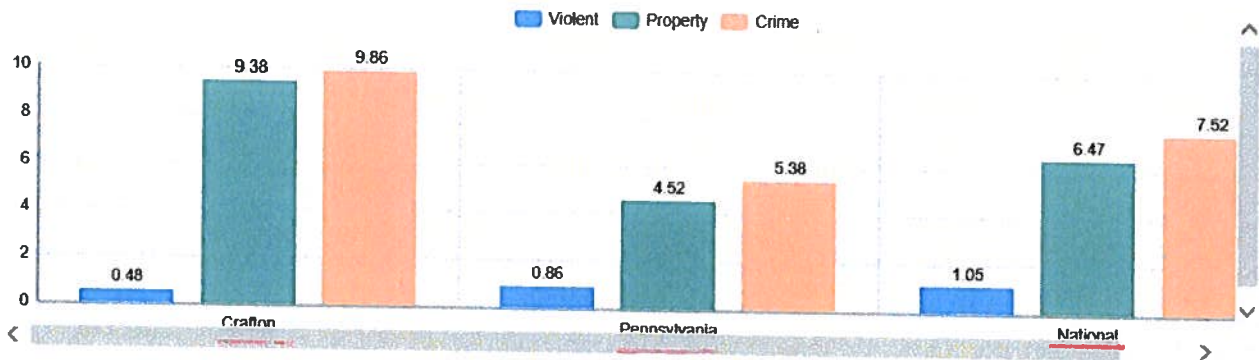
Check out the 10 safest cities in Pennsylvania

### Compare Crafton, PA Crime To Other Cities

Crafton, PA VS Enter a City, State

COMPARE

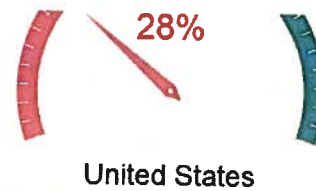

### Daily Crime In Crafton (Per 100,000 People)



The illustration above looks at the comparison of crimes committed in Crafton, PA on a daily bases (per 100,000 people) to crimes committed throughout the state of Pennsylvania. A comparison to the average number of daily national crimes is displayed as well. According to the latest crime statistics, daily crimes in Crafton, PA (which include property crimes as well as violent crimes), when compared to Pennsylvania state wide, are 1.83 times more than the state average and 1.31 times more than than national statistics. Violent crimes committed in Crafton, PA on a daily bases are 1.78 times less than than Pennsylvania average and 2.18 times less than the average nationwide. Daily property crime rates in Crafton, PA are 2.08 times more than the daily state average and 1.45 times more than the daily national numbers.

### How Safe Is Crafton (Higher Is Better)





When comparing the safety of Crafton, PA compared to every other city in Pennsylvania as well as the entirety of the United States, the gauges found above illustrate that Crafton, PA ranks safer than 17% of every city located within Pennsylvania along with 28% of the all the cities located in the United States. The results of these graphs are created after analyzing each of the cities in Pennsylvania and in the United States as a whole. It is then established the total amount of cities that have a lower crime rate than Crafton, PA. As a result, Crafton, PA is ranked below average when compared to the majority of US cities.

### Chance Of Being A Victim Of Crime In Crafton

The chance of being a victim of violent crime in Crafton is

1 in 569

The chance of being a victim of property crime in Crafton is

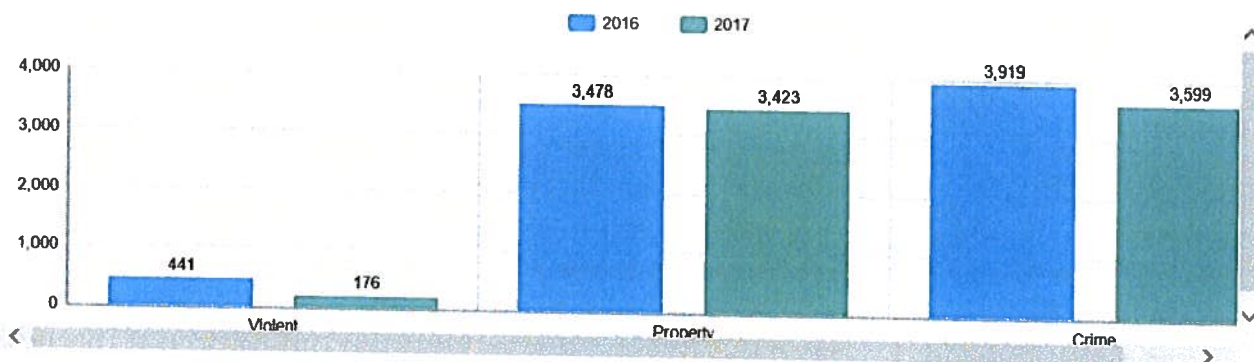
1 in 30

The chance of being a victim of crime in Crafton is

1 in 28

Do you want to know the risk of being victimized by a crime in Crafton, PA? Displayed here are the statistics showing how likely you are to become a victim of a crime of violence, crime against your property, or any other crime. If you are in Crafton, PA, then there is a 1 in 569 risk that you will experience a violent crime against you. These types of crimes may include homicide, sexual assault, robbery, and physical assault. Your risk of being a victim of property crime is 1 in 30. These types of crime include burglary, petty theft, and theft of motor vehicles. Altogether, there is a 1 in 28 risk that you will become a victim of crime in Crafton, PA.

### Year Over Year Crime In Crafton (Per 100,000 People)



An analysis of year to year crime rates in Crafton, PA is a useful indicator of whether the area is becoming a safer area to live or a more dangerous area. In the above graph, you can see that the year to year crime rates are shown for the total crime, property crime, and violent crime per 100,000 people. The amount of violent crime in Crafton, PA has decreased by 60%, the amount of property crime in Crafton, PA has decreased by 2%, and the total amount of crime in Crafton, PA has decreased by 8% year to year.



## Venomous Snake Quiz

This snake identification quiz is so tough, we'll be surprised if you even get 4 right!

HowStuffWorks

### Crafton Police Department

Item	Crafton	Pennsylvania	National
Law enforcement employees (officers & civilians)	10	14,701	558,732
Police officers & civilians /1000 residents	1.6	1.8	3.3

There are a total of 10 Crafton police officers. This results in 1.6 police officers per 1,000 residents which is 14.9% less than the Pennsylvania average and 52.2% less than the National average.

### Sex Offenders In Pennsylvania

State	Total offenders	Pennsylvania /100K	National /100K
Pennsylvania	17,973	146	222

There are a total of 17,973 sex offenders in Pennsylvania. This yields a total of 146 sex offenders in Pennsylvania per 100,000 residents which is 34% less than the national average.

### Nearby Cities With Low Crime Rates

City, State	Population	Violent crime /100k people	Property crime /100k people	Total crime /100k people
Rosslyn Farms, PA	465	0	0	0
South Heights, PA	394	0	0	0
Lincoln, PA	1,040	0	0	0
Oakdale, PA	1,508	69	0	69
Edgeworth, PA	1,639	0	122	122
North Braddock, PA	4,810	64	106	169
South Park Township, PA	13,470	45	202	247
<b>Crafton, PA</b>	<b>5,899</b>	<b>176</b>	<b>3,423</b>	<b>3,599</b>

### Cities With Similar Population

City, State	Population	Violent crime /100k people	Property crime /100k people	Total crime /100k people
North Hobbs, NM	5,899	520	2,614	3,134
Norwood, PA	5,900	323	970	1,293
Cherryville, NC	5,901	364	2,547	2,912
Central City, KY	5,895	17	1,216	1,234
Mount Zion, IL	5,894	188	751	939
Crafton, PA	5,899	176	3,423	3,599

Source: The Crafton, PA crime data displayed above is derived from the FBI's uniform crime reports for the year of 2017. The crime report encompasses more than 18,000 city and state law enforcement agencies reporting data on property and violent crimes. The uniform crime reports program represents approximately 309 million American residents, which results in 98% coverage of metropolitan statistical areas.

## 1 Arrest Records: 2 Secrets

Find Addresses, Phone Numbers, Felonies, Traffic Records, DUIs and Much More! Instant Checkmate



## 2 Cheap Hotels For Seniors

Seniors - Get a hotel room for cheap! StuffAnswered



#### Tools

- Search
- Cost of Living Calculator
- City Comparison
- Crime Comparison
- Free Website Widgets

#### General

- About Us
- Methodology
- Terms of Use
- Privacy Policy
- Contact Us

#### Follow Us

© AreaVibes Inc. 2010-2019



population of crafton borough pennsylvania



Sign in

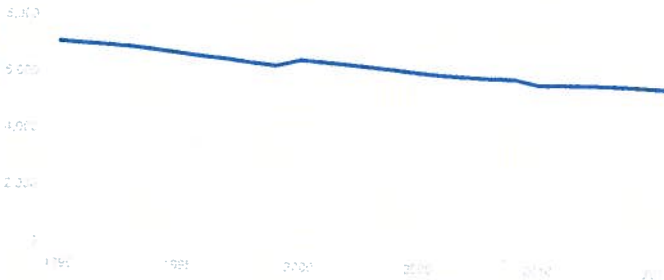
All Images News Maps Shopping More Settings Tools

About 70,800 results (0.63 seconds)



Crafton / Population

5,803 (2017)



Explore more

Sources include: United States Census Bureau

Feedback

### Crafton, Pennsylvania - Wikipedia

[https://en.wikipedia.org/wiki/Crafton,\\_Pennsylvania](https://en.wikipedia.org/wiki/Crafton,_Pennsylvania)

Jump to **Demographics** - Crafton is a borough in Allegheny County, Pennsylvania, United States west of downtown Pittsburgh. The population grew from 1,927 in 1900 to **4,583** in 1910 and to **7,163** in 1940. The population was **5,951** at the 2010 census.

County: **Allegheny** ZIP code: 15205

Area code(s): 412

History Geography

### Crafton, Pennsylvania (PA 15205) profile: population, maps, real ...

[www.city-data.com/city/Crafton-Pennsylvania.html](http://www.city-data.com/city/Crafton-Pennsylvania.html)

and paraphernalia possession. Colonello was arraigned in **Crafton** before Magisterial District Judge Jack Kobistek the afternoon of Jan. 16. He was later

### Crafton, PA Population & Demographics - AreaVibes

<https://www.areavibes.com/crafton-pa/demographics/>

Crafton, PA has a population of **5,899** and is the 5,818th largest city in the United States.

### U.S. Census Bureau QuickFacts: Crafton borough, Pennsylvania

<https://www.census.gov/quickfacts/fact/table/craftonboroughpennsylvania/PST045217>

Frequently requested statistics for **Crafton borough Pennsylvania** Population Economy GEOGRAPHY Maps Products LIBRARY Infographics Publications

### Census Data - Crafton Borough

[crafton.org/census-data/](http://crafton.org/census-data/)

100 Stotz Avenue **Crafton PA 15205** 412-921-0752 Home Community **Population** in owner-occupied housing units: 3,636 ( X ) Average household size of

### Crafton, PA | Data USA

<https://datausa.io/profile/geo/crafton-pa/>

**Crafton PA** has a **population** of 5899 people with a median age of 39.2 and a median household income of \$51,236. Between 2015 and 2016 the **population of**

### Crafton PA Demographics data with population from census

[www.towncharts.com](http://www.towncharts.com) · USA · Pennsylvania



## Crafton

Crafton is a borough in Allegheny County, Pennsylvania, west of downtown Pittsburgh. The population grew to 4,583 in 1910 and to 7,163 in 1940. The population in 2010 census. [Wikipedia](#)

Area: 1.14 mi<sup>2</sup>

Zip code: 15205

Population: 5,803 (2017)

Area code: **Area code 412**

Local time: Monday 11:53 AM

### Points of interest



Three Rivers Heritage...



Settlers Cabin Park



Pittsburgh Botanic Garden



Jol Ho

### People also search for



Pittsburgh



Carnegie



Green Tree



Bel

Events and overview

4

Home (<https://ucr.fbi.gov>) • Crime in the U.S. (<https://ucr.fbi.gov/crime-in-the-u.s>) • 2011 (<https://ucr.fbi.gov/crime-in-the-u.s/2011>) • Crime in the U.S. 2011 (<https://ucr.fbi.gov/crime-in-the-u.s/2011/crime-in-the-u.s.-2011>) • Tables (<https://ucr.fbi.gov/crime-in-the-u.s/2011/crime-in-the-u.s.-2011/tables>) • Table 71

U.S. DEPARTMENT OF JUSTICE • FEDERAL BUREAU OF INVESTIGATION • CRIMINAL JUSTICE INFORMATION SERVICES DIVISION

# CRIME IN THE UNITED STATES 2011

Feedback (<http://forms.fbi.gov/ucr-feedback-2011>) | Contact Us ([/about-us/cjis/ucr/crime-in-the-u.s/2011/crime-in-the-u.s.-2011/contact-us](#)) | Data Quality Guidelines ([/about-us/cjis/ucr/data\\_quality\\_guidelines](#)) | UCR Home ([/about-us/cjis/ucr](#))

Criminal Justice Information Services Division

[CIUS Home \(https://ucr.fbi.gov/crime-in-the-u.s/2011/crime-in-the-u.s.-2011/index-page\)](https://ucr.fbi.gov/crime-in-the-u.s/2011/crime-in-the-u.s.-2011/index-page)

[Offenses Known to Law Enforcement \(https://ucr.fbi.gov/crime-in-the-u.s/2011/crime-in-the-u.s.-2011/offenses-known-to-law-enforcement/offenses-known-to-law-enforcement\)](https://ucr.fbi.gov/crime-in-the-u.s/2011/crime-in-the-u.s.-2011/offenses-known-to-law-enforcement/offenses-known-to-law-enforcement)

[Violent Crime \(https://ucr.fbi.gov/crime-in-the-u.s/2011/crime-in-the-u.s.-2011/violent-crime/violent-crime\)](https://ucr.fbi.gov/crime-in-the-u.s/2011/crime-in-the-u.s.-2011/violent-crime/violent-crime) **Table 71**

[Property Crime \(https://ucr.fbi.gov/crime-in-the-u.s/2011/crime-in-the-u.s.-2011/property-crime/property-crime\)](https://ucr.fbi.gov/crime-in-the-u.s/2011/crime-in-the-u.s.-2011/property-crime/property-crime) **Full-time Law Enforcement Officers by Region and Geographic Division by**

[Clearances \(https://ucr.fbi.gov/crime-in-the-u.s/2011/crime-in-the-u.s.-2011/clearances\)](https://ucr.fbi.gov/crime-in-the-u.s/2011/crime-in-the-u.s.-2011/clearances) Population Group Number and Rate per 1,000 Inhabitants, 2011

[Persons Arrested \(https://ucr.fbi.gov/crime-in-the-u.s/2011/crime-in-the-u.s.-2011/persons-arrested/persons-arrested\)](https://ucr.fbi.gov/crime-in-the-u.s/2011/crime-in-the-u.s.-2011/persons-arrested/persons-arrested)

[Police Employee Data \(https://ucr.fbi.gov/crime-in-the-u.s/2011/crime-in-the-u.s.-2011/police-employee-data\)](https://ucr.fbi.gov/crime-in-the-u.s/2011/crime-in-the-u.s.-2011/police-employee-data)

[About CIUS \(https://ucr.fbi.gov/crime-in-the-u.s/2011/crime-in-the-u.s.-2011/about-cius\)](https://ucr.fbi.gov/crime-in-the-u.s/2011/crime-in-the-u.s.-2011/about-cius) Overview

Data Declaration (<https://ucr.fbi.gov/crime-in-the-u.s/2011/crime-in-the-u.s.-2011/tables/table-71/@@template-layout-view?override-view=data-declaration>)

Download Excel (<https://ucr.fbi.gov/crime-in-the-u.s/2011/crime-in-the-u.s.-2011/tables/table-71/output.xls>)

Region/geographic division		Total (11,234 cities; population 197,246,457)	Group I (75 cities, 250,000 and over; population 56,398,148)	Group II (196 cities, 100,000 to 249,999; population 29,447,050)	Group III (428 cities, 50,000 to 99,999; population 29,634,590)	Group IV (828 cities, 25,000 to 49,999; population 28,652,012)	Group V (1,834 cities, 10,000 to 24,999; population 29,005,261)	Group VI (7,873 cities, under 10,000; population 24,109,396)	Total city agencies	2011 estimated city population	Cc (age pop 95.8)
TOTAL	Number of officers	442,931	153,550	51,553	49,229	49,876	54,462	84,261	11,234	197,246,457	255,
	Average number of officers per 1,000 inhabitants	2.2	2.7	1.8	1.7	1.7	1.9	3.5			2.7
NORTHEAST	Number of officers	116,256	46,034	7,858	12,872	15,008	16,328	18,156	2,592	44,795,747	
	Average number of officers per 1,000 inhabitants	2.6	4.1	2.6	1.9	1.8	1.8	2.8			
NEW ENGLAND	Number of officers	28,101	2,156	3,833	5,107	5,485	6,056	5,464	803	12,963,908	
	Average number of officers per 1,000 inhabitants	2.2	3.5	2.6	1.9	1.8	1.8	3.0			
MIDDLE ATLANTIC	Number of officers	88,155	43,878	4,025	7,765	9,523	10,272	12,692	1,789	31,831,839	



Region/geographic division		Total (11,234 cities; population 197,246,457)	Group I (75 cities, 250,000 and over; population 56,398,148)	Group II (196 cities, 100,000 to 249,999; population 29,447,050)	Group III (428 cities, 50,000 to 99,999; population 29,634,590)	Group IV (828 cities, 25,000 to 49,999; population 28,652,012)	Group V (1,834 cities, 10,000 to 24,999; population 29,005,261)	Group VI (7,873 cities, under 10,000; population 24,109,396)	Total city agencies	2011 estimated city population	Cc (% age pop 95,8
	Average number of officers per 1,000 inhabitants	2.8	4.1	2.7	2.0	1.9	1.7	2.7			
MIDWEST	Number of officers	94,837	29,440	7,194	10,280	12,914	15,013	19,996	3,272	44,800,021	
	Average number of officers per 1,000 inhabitants	2.1	3.1	1.7	1.5	1.6	1.7	2.7			
EAST NORTH CENTRAL	Number of officers	68,777	23,491	4,599	7,230	10,097	10,635	12,725	2,060	31,447,185	
	Average number of officers per 1,000 inhabitants	2.2	3.4	1.7	1.6	1.6	1.7	2.7			
WEST NORTH CENTRAL	Number of officers	26,060	5,949	2,595	3,050	2,817	4,378	7,271	1,212	13,352,836	
	Average number of officers per 1,000 inhabitants	2.0	2.4	1.6	1.4	1.5	1.7	2.8			
SOUTH	Number of officers	150,062	42,222	22,616	15,510	14,943	17,949	36,822	3,960	57,830,484	
	Average number of officers per 1,000 inhabitants	2.6	2.5	2.1	2.0	2.1	2.3	4.8			
SOUTH ATLANTIC	Number of officers	70,637	16,280	11,797	8,679	7,143	8,510	18,228	1,700	23,920,448	
	Average number of officers per 1,000 inhabitants	3.0	3.2	2.2	2.3	2.3	2.6	5.9			
EAST SOUTH CENTRAL	Number of officers	25,743	6,085	3,485	1,602	3,252	4,000	7,319	902	9,433,738	
	Average number of officers per 1,000 inhabitants	2.7	2.5	2.5	2.3	2.2	2.5	4.1			
WEST SOUTH CENTRAL	Number of officers	53,682	19,857	7,334	5,229	4,548	5,439	11,275	1,358	24,476,298	
	Average number of officers per 1,000 inhabitants	2.2	2.2	1.8	1.7	1.8	2.0	4.0			
WEST	Number of officers	81,776	35,854	13,885	10,567	7,011	5,172	9,287	1,410	49,820,205	
	Average number of officers per 1,000 inhabitants	1.6	1.9	1.2	1.2	1.3	1.6	3.8			



Region/geographic division	Total (11,234 cities; population 197,246,457)	Group I (75 cities, 250,000 and over; population 56,398,148)	Group II (196 cities, 100,000 to 249,999; population 29,447,050)	Group III (428 cities, 50,000 to 99,999; population 29,634,590)	Group IV (828 cities, 25,000 to 49,999; population 28,652,012)	Group V (1,834 cities, 10,000 to 24,999; population 29,005,261)	Group VI (7,873 cities, under 10,000; population 24,109,396)	Total city agencies	2011 estimated city population	Cc age pop 95,8
Number of officers	28,963	11,465	4,779	3,192	2,925	1,930	4,672	631	15,834,272	
Average number of officers per 1,000 inhabitants	1.8	1.9	1.5	1.5	1.5	1.8	3.7			
PACIFIC										
Number of officers	52,813	24,389	9,106	7,375	4,086	3,242	4,615	779	33,985,933	
Average number of officers per 1,000 inhabitants	1.6	1.9	1.1	1.1	1.3	1.4	3.8			

- 1 The designation county is a combination of both metropolitan and nonmetropolitan counties.
- 2 Suburban areas include law enforcement agencies in cities with less than 50,000 inhabitants and county law enforcement agencies that are within a Metropolitan Statistical Area (see Data Declaration). Suburban areas exclude all metropolitan agencies associated with a principal city. The agencies associated with suburban areas also appear in other groups within this table.

**Data Declaration (<https://ucr.fbi.gov/crime-in-the-u.s/2011/crime-in-the-u.s.-2011/tables/table-71/@@template-layout-view?override-view=data-declaration>)**

Provides the methodology used in constructing this table and other pertinent information about this table.

**Overview**

Download Printable Document (<https://ucr.fbi.gov/crime-in-the-u.s/2011/crime-in-the-u.s.-2011/overviews/tab71overview2011.pdf>)

Full-time Law Enforcement Officers, by Region and Geographic Division by Population Group, Number and Rate per 1,000 Inhabitants, 2011

- In the nation's cities in 2011, the average number of full-time law enforcement officers was 2.2 per 1,000 residents.
- In cities in the Northeast as well as the South, the rate of full-time law enforcement officers per 1,000 inhabitants was 2.6.
- In cities in the Midwest, the rate of full-time law enforcement officers per 1,000 residents was 2.1.
- In cities in the West, the rate of full-time law enforcement officers per 1,000 inhabitants was 1.6.

Home (https://ucr.fbi.gov) • Crime in the U.S. (https://ucr.fbi.gov/crime-in-the-u.s) • 2011 (https://ucr.fbi.gov/crime-in-the-u.s/2011) • Crime in the U.S. 2011 (https://ucr.fbi.gov/crime-in-the-u.s/2011/crime-in-the-u.s-2011) • Police Employee Data



Feedback (http://forms.fbi.gov/ucr-feedback-2011) | Contact Us (/about-us/cjis/ucr/crime-in-the-u.s/2011/crime-in-the-u.s.-2011/contact-us) | Data Quality Guidelines (about-us/cjis/ucr/data\_quality\_guidelines) | UCR Home (about-us/cjis/ucr)

Criminal Justice Information Services Division

[CIUS Home \(https://ucr.fbi.gov/crime-in-the-u.s/2011/crime-in-the-u.s.-2011/index-page\)](https://ucr.fbi.gov/crime-in-the-u.s/2011/crime-in-the-u.s.-2011/index-page)

[Offenses Known to Law Enforcement \(https://ucr.fbi.gov/crime-in-the-u.s/2011/crime-in-the-u.s.-2011/offenses-known-to-law-enforcement/offenses-known-to-law-enforcement\)](https://ucr.fbi.gov/crime-in-the-u.s/2011/crime-in-the-u.s.-2011/offenses-known-to-law-enforcement/offenses-known-to-law-enforcement)

[Violent Crime \(https://ucr.fbi.gov/crime-in-the-u.s/2011/crime-in-the-u.s.-2011/violent-crime/violent-crime\)](https://ucr.fbi.gov/crime-in-the-u.s/2011/crime-in-the-u.s.-2011/violent-crime/violent-crime)

[Property Crime \(https://ucr.fbi.gov/crime-in-the-u.s/2011/crime-in-the-u.s.-2011/property-crime/property-crime\)](https://ucr.fbi.gov/crime-in-the-u.s/2011/crime-in-the-u.s.-2011/property-crime/property-crime)

[Clearances \(https://ucr.fbi.gov/crime-in-the-u.s/2011/crime-in-the-u.s.-2011/clearances\)](https://ucr.fbi.gov/crime-in-the-u.s/2011/crime-in-the-u.s.-2011/clearances)

[Persons Arrested \(https://ucr.fbi.gov/crime-in-the-u.s/2011/crime-in-the-u.s.-2011/persons-arrested/persons-arrested\)](https://ucr.fbi.gov/crime-in-the-u.s/2011/crime-in-the-u.s.-2011/persons-arrested/persons-arrested)

[Police Employee Data \(https://ucr.fbi.gov/crime-in-the-u.s/2011/crime-in-the-u.s.-2011/police-employee-data\)](https://ucr.fbi.gov/crime-in-the-u.s/2011/crime-in-the-u.s.-2011/police-employee-data)

[About CIUS \(https://ucr.fbi.gov/crime-in-the-u.s/2011/crime-in-the-u.s.-2011/about-ciuis\)](https://ucr.fbi.gov/crime-in-the-u.s/2011/crime-in-the-u.s.-2011/about-ciuis)

## Police Employee Data

Download Printable Document (https://ucr.fbi.gov/crime-in-the-u.s/2011/crime-in-the-u.s.-2011/policeemployees\_main\_final.pdf)

### Definition

The Uniform Crime Reporting (UCR) Program defines law enforcement officers as individuals who ordinarily carry a firearm and a badge, have full arrest powers, and are paid from governmental funds set aside specifically for sworn law enforcement representatives.

### User's note

Because of law enforcement's varied service requirements and functions, as well as the distinct demographic traits and characteristics of each jurisdiction, readers should use caution when drawing comparisons between agencies' staffing levels based upon police employment data from the UCR Program. In addition, the data presented here reflect existing staff levels and should not be interpreted as preferred officer strengths recommended by the FBI. Lastly, it should be noted that the totals given for sworn officers for any particular agency reflect not only the patrol officers on the street but also officers assigned to various other duties such as those in administrative and investigative positions and those assigned to special teams.

### Data collection

- Each year, law enforcement agencies across the United States report to the UCR Program the total number of sworn law enforcement officers and civilians in their agencies as of October 31.
- Civilian employees include personnel such as clerks, radio dispatchers, meter attendants, stenographers, jailers, correctional officers, and mechanics provided that they are full-time employees of the agency.

### Summary Overview

- A total of 14,633 law enforcement agencies in city and county population groups provided data on the number of full-time law enforcement employees (sworn officers and civilian personnel) on staff in 2011.
- The rate of sworn officers was 2.4 per 1,000 inhabitants in the nation in 2011. The rate of full-time law enforcement employees (civilian and sworn) per 1,000 inhabitants was 3.4. (Based on Table 74 (https://ucr.fbi.gov/crime-in-the-u.s/2011/crime-in-the-u.s.-2011/tables/table\_74\_full-time\_law\_enforcement\_employees\_by\_population\_group\_percent\_male\_and\_female\_2011.xls)).
- Cities with fewer than 10,000 residents reported an average of 3.5 officers per 1,000 inhabitants, the largest officer-to-individual rate among city population groups. (See Table 71 (https://ucr.fbi.gov/crime-in-the-u.s/2011/crime-in-

### Browse By

- National data (https://ucr.fbi.gov/crime-in-the-u.s/2011/crime-in-the-u.s.-2011/police-employee/national-data)
- Region (https://ucr.fbi.gov/crime-in-the-u.s.-2011/police-employee/region)
- State totals (https://ucr.fbi.gov/crime-in-the-u.s/2011/crime-in-the-u.s.-2011/police-employee/state-totals)
- County agency (https://ucr.fbi.gov/crime-in-the-u.s/2011/crime-in-the-u.s.-2011/police-employee/county-agency)
- City agency (https://ucr.fbi.gov/crime-in-the-u.s/2011/crime-in-the-u.s.-2011/police-employee/city-agency)
- Universities and colleges (https://ucr.fbi.gov/crime-in-the-u.s/2011/crime-in-the-u.s.-2011/police-employee/universities-and-colleges)
- State, tribal, and other agencies (https://ucr.fbi.gov/crime-in-the-u.s/2011/crime-in-the-u.s.-2011/police-employee/state-tribal-and-other-agencies)
- Cities and counties grouped by size (population group)

### Data Tables

- Roll over table numbers for table titles
- Table 70 (https://ucr.fbi.gov/crime-in-the-u.s/2011/crime-in-the-u.s.-2011/tables/table\_70\_full-time\_law\_enforcement\_employees\_by\_region\_and\_agency)
  - Table 71 (https://ucr.fbi.gov/crime-in-the-u.s/2011/crime-in-the-u.s.-2011/tables/table\_71\_full-time\_law\_enforcement\_officers\_range\_in\_rate)
  - Table 72 (https://ucr.fbi.gov/crime-in-the-u.s/2011/crime-in-the-u.s.-2011/tables/table\_72\_full-time\_law\_enforcement\_employees\_range\_in\_rate)
  - Table 73 (https://ucr.fbi.gov/crime-in-the-u.s/2011/crime-in-the-u.s.-2011/tables/table\_73\_full-time\_law\_enforcement\_officers\_range\_in\_rate\_percent)
  - Table 74 (https://ucr.fbi.gov/crime-in-the-u.s/2011/crime-in-the-u.s.-2011/tables/table\_74\_full-time\_law\_enforcement\_employees\_by\_population\_group\_percent\_male\_and\_female\_2011.xls)
  - Table 75 (https://ucr.fbi.gov/crime-in-the-u.s/2011/crime-in-the-u.s.-2011/tables/table\_75\_full-time\_civilian\_law\_enforcement\_employees\_by\_population\_group)
  - Table 76 (https://ucr.fbi.gov/crime-in-the-u.s/2011/crime-in-the-u.s.-2011/tables/table\_76\_full-time\_state\_law\_enforcement\_employees\_by\_state)
  - Table 77 (https://ucr.fbi.gov/crime-in-the-u.s/2011/crime-in-



- the-u.s.-2011/tables/table\_71\_full-time\_law\_enforcement\_officers\_by\_region\_and\_geographic\_division\_by\_population\_group
- County agencies reported an average of 2.7 officers per 1,000 inhabitants. (See Table 71 ([https://ucr.fbi.gov/crime-in-the-u.s/2011/crime-in-the-u.s.-2011/tables/table\\_71\\_full-time\\_law\\_enforcement\\_officers\\_by\\_region\\_and\\_geographic\\_division\\_by\\_population\\_group](https://ucr.fbi.gov/crime-in-the-u.s/2011/crime-in-the-u.s.-2011/tables/table_71_full-time_law_enforcement_officers_by_region_and_geographic_division_by_population_group)))
- In 2011, sworn officers accounted for 69.7 percent of all law enforcement personnel in the United States. (Based on Table 74 ([https://ucr.fbi.gov/crime-in-the-u.s/2011/crime-in-the-u.s.-2011/tables/table\\_74\\_full-time\\_law\\_enforcement\\_employees\\_by\\_population\\_group\\_percent\\_male\\_and\\_female\\_2011](https://ucr.fbi.gov/crime-in-the-u.s/2011/crime-in-the-u.s.-2011/tables/table_74_full-time_law_enforcement_employees_by_population_group_percent_male_and_female_2011)))

(<https://ucr.fbi.gov/crime-in-the-u.s/2011/crime-in-the-u.s.-2011/police-employee/cities-and-counties-grouped-by-size-population-group>)

(<https://ucr.fbi.gov/crime-in-the-u.s/2011/crime-in-the-u.s.-2011/police-employee/status-sworn-civilian>)

Gender (<https://ucr.fbi.gov/crime-in-the-u.s/2011/crime-in-the-u.s.-2011/police-employee/gender>)

the-u.s.-2011/tables/table\_77\_full-time\_law\_enforcement\_employees\_by\_state\_2011

Table 78 (<https://ucr.fbi.gov/crime-in-the-u.s/2011/crime-in-the-u.s.-2011/tables/table-78-1/view>)

Table 79 (<https://ucr.fbi.gov/crime-in-the-u.s/2011/crime-in-the-u.s.-2011/tables/table-79-1/view>)

Table 80 (<https://ucr.fbi.gov/crime-in-the-u.s/2011/crime-in-the-u.s.-2011/tables/table-80/view>)

Table 81 (<https://ucr.fbi.gov/crime-in-the-u.s/2011/crime-in-the-u.s.-2011/tables/table-81/view>)

Table Guide (<https://ucr.fbi.gov/crime-in-the-u.s/2011/crime-in-the-u.s.-2011/table-guide>)

**What you won't find on this page**

Line-of-duty deaths of police officers. The annual UCR publication *Law Enforcement Officers Killed and Assaulted* contains extensive information on line-of-duty deaths (felonious and accidental) and assaults on local, state, tribal, and federal officers. The publication can be found at [www.fbi.gov/about-us/cjis/ucr/ucr](http://www.fbi.gov/about-us/cjis/ucr/ucr) (<http://www.fbi.gov/about-us/cjis/ucr/ucr>)



# Calls for Service - by Keyword

CRAFTON BOROUGH



Incidents Reported Between 01/01/2016 and 12/31/2016

Code	Description	Primary Count	Secondary UCR Count		
			Code 2	Code 3	Code 4
<b>911 HANGUP</b>					
3802	SERVICE CALL-911 HANG UP	9			
<b>ABANDON VE</b>					
2810	TWP ORD-ABANDONED VEH (INCLUDING STATE)	5			
<b>ACCIDENT M</b>					
3100	MOTOR VEHICLE ACCIDENTS	49			
6004	TRAFFIC ACC. INVOLVING PROPERTY DAMAGE	12			
6006	TRAFFIC ACCIDENT INVOLVING INJURY	6			
6008	ACCIDENT INVOLVING NONINJURY	33			
		100			
<b>ALARM</b>					
2626	ALL OTHER OFFENSES - FALSE FIRE ALARM	4			
3810	SERVICE CALL-ALARMS-UNFOUNDED-EXCPT FIRE	185			
3840	FIRES (INCLUDING ALARMS-FOUNDED/UNFOUNDED)	32			
		221			
<b>ALL ORDINA</b>					
2830	TWP ORD-ALL OTHER	11			
<b>ALL OTHER</b>					
2640	ALL OTHER ORDINANCE VIOLATIONS	8			
<b>ANIMAL</b>					
3805	SERVICE CALL-ANIMAL	13			
5502	ANIMAL COMPLAINTS - BARKING DOGS	15			
5503	ANIMAL COMPLAINTS - CATS	5			
5504	ANIMAL COMPLAINTS - DOG BITES	5			
5505	ANIMAL COMPLAINT - DEER	6			
5506	ANIMAL COMPLAINTS - STRAY ANIMALS	22			
5510	ANIMAL COMPLAINTS - OTHER	34			
		100			
<b>ASSAULT</b>					
0410	ASSAULT - FIREARM	1			
0420	ASSAULT - KNIFE OR CUTTING INSTRUMENT	1			
0430	ASSAULT - OTHER DANGEROUS WEAPON	2			
0440	ASSAULT - HANDS,FISTS,FEET	8			
0800	ASSAULTS - OTHER ASSAULTS (SIMPLE)	1			
0830	SEXUAL ASSAULT	1			
		14			
<b>ASSIST AGY</b>					
3830	SERVICE CALL-ASSIST OTHER AGENCY	2			
<b>ASSIST FIR</b>					
7502	ASSIST OTHER AGENCIES - FIRE DEPT.	12			
<b>ASSIST MOT</b>					

Calls for Service - by Keyword

CRAFTON BOROUGH



Incidents Reported Between 01/01/2016 and 12/31/2016

Code	Description	Primary Count	Secondary UCR Count		
			Code 2	Code 3	Code 4
<b>ASSIST MOT</b>					
3820	SERVICE CALL-ASSIST MOTORIST/DISABLE VEH	19			
<b>ASSIST OTH</b>					
7014	PUBLIC SERVICE - OTHERS (OFFICER ASSIST)	4			
7506	ASSISTING OTHER AGENCIES - ALL OTHERS	2			
		<u>6</u>			
<b>ASSIST POL</b>					
7504	ASSIST OTHER AGENCIES - OTHER POLICE	18			
<b>BAD CHECKS</b>					
1110	WORTHLESS CHECKS	2			
<b>BLDG CODE</b>					
2635	ALL OTHERS-BUILDING CODE(ORDINANCE VIO.)	1			
<b>BOMB THREA</b>					
2656	ALL OTHER - THREATS (KILL,BOMB,PHONE,ETC)	1			
<b>BURGLARY</b>					
0511	BURGLARY-FORCED ENTRY-RESIDENCE-NIGHT	2			
0512	BURGLARY-FORCED ENTRY-RESIDENCE-DAY	2			
0513	BURGLARY-FORCED ENTRY-RESIDENCE-UNK	1			
0516	BURGLARY-FORCED ENTRY-NONRESID-UNK	1			
0521	BURGLARY-NO FORCE-RESIDENCE-NIGHT	2			
0522	BURGLARY-NO FORCE-RESIDENCE-DAY	6			
0523	BURGLARY-NO FORCE-RESIDENCE-UNK.	1			
0525	BURGLARY-NO FORCE-NONRESIDENCE-DAY	1			
0526	BURGLARY-NO FORCE-NONRESIDENCE-UNK	1			
		<u>17</u>			
<b>CHECK WELF</b>					
3801	SERVICE CALL-CHECK WELFARE	99			
<b>CRIM MISCH</b>					
1410	CRIMINAL MISCHIEF TO AUTOMOBILES	19			
1420	CRIMINAL MISCHIEF TO PUBLIC BUILDINGS	1			
1440	CRIMINAL MISCHIEF - ALL OTHER	18			
1450	ALL OTHER VANDALISM	1			
		<u>39</u>			
<b>CURFEW</b>					
2811	CURFEW LAW (JUVENILE) - MALE	1			
2812	CURFEW LAW (JUVENILE) - FEMALE	1			
		<u>2</u>			
<b>DEATH</b>					
4506	DEATHS - SUICIDES	1			

**DISORDERLY**



**Calls for Service - by Keyword**



**CRAFTON BOROUGH**

**Incidents Reported Between 01/01/2016 and 12/31/2016**

Code	Description	Primary Count	Secondary UCR Count		
			Code 2	Code 3	Code 4
<b>DISORDERLY</b>					
2400	DISORDERLY CONDUCT	3			
2420	DISORDERLY CONDUCT-PUBLIC PLACES	2			
2440	DISORDERLY CONDUCT-DISTURBING THE PEACE	5			
2460	DISORDERLY CONDUCT-OBSCENE LANGUAGE	1			
2480	DISORDERLY CONDUCT-ALL OTHERS	2			
		<u>13</u>			
<b>DISTURBANC</b>					
3610	DISTURBANCES-NOISE	53			
3620	DISTURBANCES-OTHER (FIGHTS,DISPUTES,ETC)	126			
		<u>179</u>			
<b>DOA</b>					
3320	DOA	20			
<b>DOMESTIC</b>					
3600	DISTURBANCES-DOMESTIC	102			
<b>DRUG</b>					
1811	NARCOTICS-SALE-MORPHINE,HEROIN,CODEINE	1			
1812	NARCOTICS-SALE-MARIJUANA, HASHISH, ETC.	1			
1831	NARCOTICS-POSSESSION-MORPHINE,HEROIN,ETC	21			
1832	NARCOTICS-POSSESSION-MARIJUANA,ETC.	10			
1834	NARCOTICS-POSSESSION-OTHER DANGEROUS	1			
1891	DRUG EQUIPMENT VIOLATIONS	14			
		<u>48</u>			
<b>DUI</b>					
2110	DRIVING UNDER THE INFLUENCE-LIQUOR/DRUGS	2			
2111	DRIVING UNDER THE INFLUENCE - ALCOHOL	21			
2112	DRIVE UNDER INFLUENCE-ALCOHOL-IMPAIRED	12			
2121	DRIVE UNDER INFLUENCE - DRUGS	5			
2122	DRIVE UNDER INFLUENCE - DRUGS-IMPAIRED	4			
		<u>44</u>			
<b>DUMPING</b>					
2831	TWP ORD-DUMPING	3			
<b>ELECTRICAL</b>					
4008	NON-CRIMINAL-ELECTRIC LIGHT OUTAGES	1			
4026	NON-CRIMINAL-WIRES AND POLES DOWN	12			
		<u>13</u>			
<b>FALSE REPT</b>					
2624	ALL OTHER OFFENSES - FALSE POLICE REPORT	2			
<b>FAMILY</b>					
2010	OFFENSE AGAINST FAMILY-DESERT,NONSUPPORT	1			
2902	FAMILY-CHILD WELFARE	5			
		<u>6</u>			
<b>FIGHT</b>					

7



Calls for Service - by Keyword

CRAFTON BOROUGH



Incidents Reported Between 01/01/2016 and 12/31/2016

Code	Description	Primary Count	Secondary UCR Count		
			Code 2	Code 3	Code 4
<b>FIGHT</b>					
2430	FIGHTING (AFFRAY)	5			
<b>FORGERY</b>					
1010	FORGERY	7			
1026	COUNTERFEITING - USING	3			
		<u>10</u>			
<b>FOUND ANIM</b>					
5002	LOST & FOUND - FOUND ANIMAL	2			
<b>FOUND ARTI</b>					
5004	LOST & FOUND - FOUND ARTICLES	14			
<b>FRAUD</b>					
1100	FRAUD	37			
1140	UNAUTHORIZED USE OF A MV	4			
1150	FRAUD - CREDIT CARDS, ATM	21			
		<u>62</u>			
<b>GAS LEAK</b>					
4012	NON-CRIMINAL - GAS LEAKS & EXPLOSIONS	2			
<b>HARASSMENT</b>					
2450	HARASSMENT	43			
<b>HARASSMEN</b>					
2410	HARASSMENT BY COMMUNICATION	16			
<b>HAZARDOUS</b>					
3850	HAZARDOUS CONDITIONS	22			
<b>HIT AND RU</b>					
8519	HIT AND RUN ACCIDENT	39			
<b>INFORMATIO</b>					
7010	PUBLIC SERVICES-NOTIFICATIONS(POL.INFO.)	12			
<b>LOCKOUT</b>					
3860	SERVICE CALL-LOCKOUTS (VEHICLE/BLDG)	6			
<b>LOITERING</b>					
2821	LOITERING LAW - JUVENILE - MALE	1			
<b>LOST ANIMA</b>					
5006	LOST & FOUND - LOST ANIMAL	1			

7



Calls for Service - by Keyword

CRAFTON BOROUGH



Incidents Reported Between 01/01/2016 and 12/31/2016

Code	Description	Primary Count	Secondary UCR Count		
			Code 2	Code 3	Code 4
<b>LOST ARTIC</b>					
5008	LOST & FOUND - LOST ARTICLES	11			
<b>MEDICAL</b>					
3870	MEDICAL EMERGENCY	256			
7008	PUBLIC SERVICES - MEDICAL ASSISTANCE	363			
		<u>619</u>			
<b>MENTAL</b>					
3400	MENTAL HEALTH	25			
<b>MISSING PE</b>					
2900	LOST/MISSING PERSONS	4			
5010	LOST & FOUND - MISSING JUVENILE FEMALE	1			
5014	LOST & FOUND - MISSING ADULT FEMALES	1			
5016	LOST & FOUND - MISSING ADULT MALES	1			
		<u>7</u>			
<b>N-TRAF CIT</b>					
CITN	NON-TRAFFIC CITATION	<del>6</del>			
<b>OBSTRUCTIO</b>					
2646	ALL OTHERS-OBSTRUCTION OF JUSTICE	1			
<b>OPEN BURN</b>					
2820	TWP ORD-OPEN BURNING	7			
<b>OPEN DOOR</b>					
3880	OPEN DOORS/WINDOWS - DISCOVERED	8			
4014	NON-CRIMINAL-INVESTIGATE OPEN DOOR,ETC.	2			
		<u>10</u>			
<b>PFA</b>					
2647	ALL OTHERS - PROTECTIVE ORDERS	3			
<b>PORNOGRAPH</b>					
2648	PORNOGRAPHY/OBSCENE MATERIAL	1			
<b>PROPERTY</b>					
2910	LOST/MISSING PROPERTY	9			
<b>PUBL DRUNK</b>					
2300	PUBLIC DRUNKENESS	19			
<b>RECEIVING</b>					
1331	STOLEN PROP.-POSSESSING - MOTOR VEHICLE	1			
<b>RECOV PROP</b>					
3000	FOUND/RECOVERED PROPERTY	22			

(7)



Calls for Service - by Keyword



CRAFTON BOROUGH

Incidents Reported Between 01/01/2016 and 12/31/2016

Code	Description	Primary Count	Secondary UCR Count		
			Code 2	Code 3	Code 4
<b>ROBBERY</b>					
0315	ROBBERY-ARMED-FIREARM-CHAIN STORE	2			
0316	ROBBERY-ARMED-FIREARM-RESIDENCE	1			
0317	ROBBERY-ARMED-FIREARM-BANK	1			
0348	ROBBERY-STRONG ARM-MISC.	1			
		5			
<b>RUNAWAY</b>					
2912	RUNAWAY-INCORRIGIBLE-FEMALE (JUVENILE)	7			
<b>SOLICITING</b>					
2800	TWP ORD-SOLICITING	2			
<b>SUSP AUTO</b>					
4020	NON-CRIMINAL - SUSPICIOUS AUTO	5			
<b>SUSP PERSN</b>					
4022	NON-CRIMINAL - SUSPICIOUS PERSON	9			
<b>SUSPICIOUS</b>					
3500	SUSPICIOUS PERSONS,AUTOS,CIRCUMSTANCES	298			
<b>SVC CALL</b>					
3800	SERVICE CALL-MISCELLANEOUS	190			
<b>THEFT</b>					
0613	THEFT-\$200 & OVER-RETAIL THEFT	8			
0614	THEFT-\$200 & OVER-FROM AUTO (EXCPT 0615)	11			
0616	THEFT-\$200 & OVER-BICYCLES	4			
0617	THEFT-\$200 & OVER-FROM BUILDINGS	3			
0619	THEFT-\$200 & OVER-ALL OTHER	14			
0623	THEFT-\$50 TO \$200-RETAIL THEFT	28			
0624	THEFT-\$50 TO \$200-FROM AUTO (EXCPT 0625)	3			
0625	THEFT-\$50-\$200-AUTO PARTS & ACCESSORIES	1			
0626	THEFT-\$50 TO \$200-BICYCLES	1			
0627	THEFT-\$50 TO \$200-FROM BUILDINGS	3			
0629	THEFT-\$50 TO \$200-ALL OTHER	9			
0633	THEFT-UNDER \$50-RETAIL THEFT	90			
0634	THEFT-UNDER \$50-FROM AUTO (EXCEPT 0635)	10			
0637	THEFT - UNDER \$50 - FROM BUILDINGS	2			
0639	THEFT-UNDER \$50-ALL OTHER	16			
0643	THEFT-ATTEMPTED-RETAIL THEFT	1			
0644	THEFT-ATTEMPTED-FROM AUTO (EXCEPT 0645)	1			
		205			
<b>THEFT MV</b>					
0710	MOTOR VEHICLE THEFT-AUTO	1			
0732	M.V.THEFT-OTHER VEHICLES-ST.-RESIDENTIAL	2			
0734	M.V.THEFT-OTHER VEH.-SHOP CTR.,PARK LOTS	1			

7



Calls for Service - by Keyword



CRAFTON BOROUGH

Incidents Reported Between 01/01/2016 and 12/31/2016

Code	Description	Primary Count	Secondary UCR Count		
			Code 2	Code 3	Code 4
<b>TRAF CIT</b>		4			
CITT	TRAFFIC CITATION	<del>581</del>			
<b>TRAFFIC</b>					
2710	TRAFFIC OFFENSES (COURT CASES NOT DUI)	2			
3900	TRAFFIC & PARKING PROBLEMS	176			
4010	TRAFFIC OFFENSES	9			
		<u>187</u>			
<b>TRESPASS</b>					
2660	TRESPASSING OF REAL PROPERTY	9			
<b>WARRANT</b>					
3710	WARRANTS-OUTSIDE AGENCY-SERVICE	1			
3720	WARRANTS-OUTSIDE AGENCY-ASSIST	1			
8010	WARRANTS - LOCAL - CRIMINAL	4			
8012	WARRANTS - LOCAL - TRAFFIC/CONTEMPT	1			
8014	WARRANTS - LOCAL - OTHER WARRANTS	2			
8110	WARRANTS - OTHER AUTHORITY - CRIMINAL	1			
WARR	WARRANT	5			
		<u>15</u>			
<b>WATER LEAK</b>					
4024	NON-CRIMINAL - WATER LEAKS, MAINS, ETC.	1			
<b>WEAPONS</b>					
1531	WEAPONS - POSSESSION - FIREARMS	2			
<b>ZONING</b>					
2638	ALL OTHERS - ZONING (ORDINANCE VIO.)	2			
XXXX	*Restricted	16			
<b>Total Calls</b>		<u>3,611</u>			
		<del>581</del>			
		<u>3044</u>			

**Calls for Service - by Keyword**

CRAFTON BOROUGH



**Incidents Reported Between 01/01/2017 and 12/31/2017**

Code	Description	Primary Count	Secondary UCR Count		
			Code 2	Code 3	Code 4
<b>911 HANGUP</b>					
3802	SERVICE CALL-911 HANG UP	18			
<b>ABANDON VE</b>					
2810	TWP ORD-ABANDONED VEH (INCLUDING STATE)	5			
<b>ACCIDENT</b>					
4006	NON-CRIMINAL-ACCIDENT - OTHER	1			
<b>ACCIDENT M</b>					
3100	MOTOR VEHICLE ACCIDENTS	37			
6004	TRAFFIC ACC. INVOLVING PROPERTY DAMAGE	7			
6006	TRAFFIC ACCIDENT INVOLVING INJURY	1			
6008	ACCIDENT INVOLVING NONINJURY	32			
		<u>77</u>			
<b>ALARM</b>					
2626	ALL OTHER OFFENSES - FALSE FIRE ALARM	2			
3810	SERVICE CALL-ALARMS-UNFOUNDED-EXCPT FIRE	155			
3840	FIRES (INCLUDING ALARMS-FOUNDED/UNFOUNDED)	29			
		<u>186</u>			
<b>ALL ORDINA</b>					
2830	TWP ORD-ALL OTHER	3			
<b>ALL OTHER</b>					
2600	ALL OTHER CRIMES CODE VIOLATIONS	2			
2640	ALL OTHER ORDINANCE VIOLATIONS	6			
		<u>8</u>			
<b>ANIMAL</b>					
3805	SERVICE CALL-ANIMAL	6			
5502	ANIMAL COMPLAINTS - BARKING DOGS	18			
5503	ANIMAL COMPLAINTS - CATS	1			
5504	ANIMAL COMPLAINTS - DOG BITES	2			
5505	ANIMAL COMPLAINT - DEER	9			
5506	ANIMAL COMPLAINTS - STRAY ANIMALS	27			
5510	ANIMAL COMPLAINTS - OTHER	39			
		<u>102</u>			
<b>ASSAULT</b>					
0410	ASSAULT - FIREARM	1			
0420	ASSAULT - KNIFE OR CUTTING INSTRUMENT	3			
0430	ASSAULT - OTHER DANGEROUS WEAPON	1			
0440	ASSAULT - HANDS,FISTS,FEET	4			
0450	OTHER ASSAULTS - NOT AGGRAVATED	1			
0800	ASSAULTS - OTHER ASSAULTS (SIMPLE)	1			
		<u>11</u>			
<b>ASSIST AGY</b>					
3830	SERVICE CALL-ASSIST OTHER AGENCY	7			

8

**Calls for Service - by Keyword**

CRAFTON BOROUGH

Incidents Reported Between 01/01/2017 and 12/31/2017



Code	Description	Primary Count	Secondary UCR Count		
			Code 2	Code 3	Code 4
<b>ASSIST FIR</b>					
7502	ASSIST OTHER AGENCIES - FIRE DEPT.	13			
<b>ASSIST MOT</b>					
3820	SERVICE CALL-ASSIST MOTORIST/DISABLE VEH	14			
<b>ASSIST OTH</b>					
7014	PUBLIC SERVICE - OTHERS (OFFICER ASSIST)	5			
7506	ASSISTING OTHER AGENCIES - ALL OTHERS	3			
		<u>8</u>			
<b>ASSIST POL</b>					
7504	ASSIST OTHER AGENCIES - OTHER POLICE	26			
<b>BOMB THREA</b>					
2656	ALL OTHER - THREATS (KILL,BOMB,PHONE,ETC	2			
<b>BURGLARY</b>					
0512	BURGLARY-FORCED ENTRY-RESIDENCE-DAY	4			
0513	BURGLARY-FORCED ENTRY-RESIDENCE-UNK	2			
0514	BURGLARY-FORCED ENTRY-NONRESID-NIGHT	1			
0516	BURGLARY-FORCED ENTRY-NONRESID-UNK	1			
0521	BURGLARY-NO FORCE-RESIDENCE-NIGHT	1			
0522	BURGLARY-NO FORCE-RESIDENCE-DAY	1			
0523	BURGLARY-NO FORCE-RESIDENCE-UNK.	2			
		<u>12</u>			
<b>CHECK WELF</b>					
3801	SERVICE CALL-CHECK WELFARE	91			
<b>CRIM MISCH</b>					
1410	CRIMINAL MISCHIEF TO AUTOMOBILES	15			
1440	CRIMINAL MISCHIEF - ALL OTHER	12			
1450	ALL OTHER VANDALISM	1			
		<u>28</u>			
<b>CURFEW</b>					
2812	CURFEW LAW (JUVENILE) - FEMALE	1			
<b>DISORDERLY</b>					
2400	DISORDERLY CONDUCT	6			
2440	DISORDERLY CONDUCT-DISTURBING THE PEACE	1			
2480	DISORDERLY CONDUCT-ALL OTHERS	2			
		<u>9</u>			
<b>DISTURBANC</b>					
3610	DISTURBANCES-NOISE	61			
3620	DISTURBANCES-OTHER (FIGHTS,DISPUTES,ETC)	157			
		<u>218</u>			
<b>DOA</b>					
3320	DOA	12			



**Calls for Service - by Keyword**

CRAFTON BOROUGH

Incidents Reported Between 01/01/2017 and 12/31/2017



Code	Description	Primary Count	Secondary UCR Count		
			Code 2	Code 3	Code 4
<b>DOMESTIC</b>					
3600	DISTURBANCES-DOMESTIC	118			
<b>DRUG</b>					
1831	NARCOTICS-POSSESSION-MORPHINE,HEROIN,ETC	12			
1832	NARCOTICS-POSSESSION-MARIJUANA,ETC.	14			
1834	NARCOTICS-POSSESSION-OTHER DANGEROUS	4			
1891	DRUG EQUIPMENT VIOLATIONS	4			
		<u>34</u>			
<b>DUI</b>					
2111	DRIVING UNDER THE INFLUENCE - ALCOHOL	14			
2112	DRIVE UNDER INFLUENCE-ALCOHOL-IMPAIRED	10			
2121	DRIVE UNDER INFLUENCE - DRUGS	5			
2122	DRIVE UNDER INFLUENCE - DRUGS-IMPAIRED	1			
		<u>30</u>			
<b>DUMPING</b>					
2831	TWP ORD-DUMPING	1			
<b>ELECTRICAL</b>					
4026	NON-CRIMINAL-WIRES AND POLES DOWN	10			
<b>FAMILY</b>					
2902	FAMILY-CHILD WELFARE	3			
<b>FIGHT</b>					
2430	FIGHTING (AFFRAY)	2			
<b>FIRE CODE</b>					
2634	ALL OTHERS-FIRE CODE (ORDINANCE VIO.)	1			
<b>FORGERY</b>					
1026	COUNTERFEITING - USING	1			
<b>FOUND ANIM</b>					
5002	LOST & FOUND - FOUND ANIMAL	11			
<b>FOUND ARTI</b>					
5004	LOST & FOUND - FOUND ARTICLES	19			
<b>FRAUD</b>					
1100	FRAUD	34			
1140	UNAUTHORIZED USE OF A MV	2			
1150	FRAUD - CREDIT CARDS, ATM	11			
		<u>47</u>			
<b>GAS LEAK</b>					

8



**Calls for Service - by Keyword**

CRAFTON BOROUGH

Incidents Reported Between 01/01/2017 and 12/31/2017



Code	Description	Primary Count	Secondary UCR Count		
			Code 2	Code 3	Code 4
<b>GAS LEAK</b>					
4012	NON-CRIMINAL - GAS LEAKS & EXPLOSIONS	1			
<b>HARASSMENT</b>					
2450	HARASSMENT	51			
<b>HARASSSMEN</b>					
2410	HARASSMENT BY COMMUNICATION	30			
<b>HAZARDOUS</b>					
3850	HAZARDOUS CONDITIONS	22			
<b>HIT AND RU</b>					
8519	HIT AND RUN ACCIDENT	32			
<b>INFORMATIO</b>					
7010	PUBLIC SERVICES-NOTIFICATIONS(POL.INFO.)	10			
7016	FOLLOW UP INFORMATION	1			
		<hr/> 11			
<b>LIGHTS OUT</b>					
4018	NON-CRIMINAL-ST. LIGHT OUT, ST. REPAIRS.	1			
<b>LOCKOUT</b>					
3860	SERVICE CALL-LOCKOUTS (VEHICLE/BLDG)	7			
<b>LOITERING</b>					
2500	LOITERING/PROWLING (AT NIGHT)	1			
<b>LOST ANIMA</b>					
5006	LOST & FOUND - LOST ANIMAL	3			
<b>LOST ARTIC</b>					
5008	LOST & FOUND - LOST ARTICLES	3			
<b>MEDICAL</b>					
3870	MEDICAL EMERGENCY	292			
7008	PUBLIC SERVICES - MEDICAL ASSISTANCE	342			
		<hr/> 634			
<b>MENTAL</b>					
3400	MENTAL HEALTH	35			
<b>MISSING PE</b>					
5010	LOST & FOUND - MISSING JUVENILE FEMALE	1			
5012	LOST & FOUND - MISSING JUVENILE MALE	6			
5014	LOST & FOUND - MISSING ADULT FEMALES	1			
5016	LOST & FOUND - MISSING ADULT MALES	2			

8

**Calls for Service - by Keyword**

CRAFTON BOROUGH



Incidents Reported Between 01/01/2017 and 12/31/2017

Code	Description	Primary Count	Secondary UCR Count		
			Code 2	Code 3	Code 4
<b>N-TRAF CIT</b>		10			
CITN	NON-TRAFFIC CITATION	<del>2</del>			
<b>OPEN BURN</b>					
2820	TWP ORD-OPEN BURNING	8			
<b>OPEN DOOR</b>					
3880	OPEN DOORS/WINDOWS - DISCOVERED	17			
4014	NON-CRIMINAL-INVESTIGATE OPEN DOOR,ETC.	<u>2</u>			
		19			
<b>PFA</b>					
2647	ALL OTHERS - PROTECTIVE ORDERS	6			
<b>PROPERTY</b>					
2910	LOST/MISSING PROPERTY	7			
<b>PUBL DRUNK</b>					
2300	PUBLIC DRUNKENESS	14			
<b>RECEIVING</b>					
1331	STOLEN PROP.-POSSESSING - MOTOR VEHICLE	1			
<b>RECOV PROP</b>					
3000	FOUND/RECOVERED PROPERTY	29			
<b>ROBBERY</b>					
0348	ROBBERY-STRONG ARM-MISC.	2			
<b>RUNAWAY</b>					
2911	RUNAWAY-INCORRIGIBLE -MALE (JUVENILE)	2			
2912	RUNAWAY-INCORRIGIBLE-FEMALE (JUVENILE)	<u>1</u>			
		3			
<b>SOLICITING</b>					
2800	TWP ORD-SOLICITING	7			
<b>SUICIDE</b>					
3300	SUICIDES	1			
<b>SUSP AUTO</b>					
4020	NON-CRIMINAL - SUSPICIOUS AUTO	5			
<b>SUSP PERSN</b>					
4022	NON-CRIMINAL - SUSPICIOUS PERSON	17			





**Calls for Service - by Keyword**

CRAFTON BOROUGH

Incidents Reported Between 01/01/2017 and 12/31/2017



Code	Description	Primary Count	Secondary UCR Count		
			Code 2	Code 3	Code 4
<b>SUSPICIOUS</b>					
3500	SUSPICIOUS PERSONS,AUTOS,CIRCUMSTANCES	299			
<b>SVC CALL</b>					
3800	SERVICE CALL-MISCELLANEOUS	166			
<b>THEFT</b>					
0613	THEFT-\$200 & OVER-RETAIL THEFT	8			
0614	THEFT-\$200 & OVER-FROM AUTO (EXCPT 0615)	10			
0617	THEFT-\$200 & OVER-FROM BUILDINGS	8			
0619	THEFT-\$200 & OVER-ALL OTHER	17			
0622	THEFT-\$50 TO \$200-PURSE SNATCHING	1			
0623	THEFT-\$50 TO \$200-RETAIL THEFT	23			
0624	THEFT-\$50 TO \$200-FROM AUTO (EXCPT 0625)	4			
0626	THEFT-\$50 TO \$200-BICYCLES	6			
0629	THEFT-\$50 TO \$200-ALL OTHER	8			
0633	THEFT-UNDER \$50-RETAIL THEFT	78			
0634	THEFT-UNDER \$50-FROM AUTO (EXCEPT 0635)	12			
0635	THEFT-UNDER \$50-AUTO PARTS & ACCESSORIES	1			
0636	THEFT - UNDER \$50 - BICYCLES	1			
0637	THEFT - UNDER \$50 - FROM BUILDINGS	4			
0639	THEFT-UNDER \$50-ALL OTHER	8			
0643	THEFT-ATTEMPTED-RETAIL THEFT	6			
0647	THEFT-ATTEMPTED-FROM BUILDINGS	1			
		<hr/>			
		196			
<b>THEFT MV</b>					
0710	MOTOR VEHICLE THEFT-AUTO	3			
0713	M.V.THEFT-AUTOS - DRIVEWAY	2			
		<hr/>			
		5			
<b>TRAF CIT</b>					
CITT	TRAFFIC CITATION	<del>701</del>			
<b>TRAFFIC</b>					
2710	TRAFFIC OFFENSES (COURT CASES NOT DUI)	1			
3900	TRAFFIC & PARKING PROBLEMS	162			
4010	TRAFFIC OFFENSES	2			
6610	TRAFFIC RELATED - MOTORIST AID	2			
		<hr/>			
		167			
<b>TRESPASS</b>					
2660	TRESPASSING OF REAL PROPERTY	20			
<b>WARRANT</b>					
3710	WARRANTS-OUTSIDE AGENCY-SERVICE	1			
3720	WARRANTS-OUTSIDE AGENCY-ASSIST	1			
8010	WARRANTS - LOCAL - CRIMINAL	2			
8014	WARRANTS - LOCAL - OTHER WARRANTS	1			
8110	WARRANTS - OTHER AUTHORITY - CRIMINAL	6			
8114	WARRANTS - OTHER AUTHORITY-OTHER WARRANT	1			
WARR	WARRANT	4	1		

8



# Calls for Service - by Keyword

CRAFTON BOROUGH

Incidents Reported Between 01/01/2017 and 12/31/2017



Code	Description	Primary Count	Secondary UCR Count		
			Code 2	Code 3	Code 4
<b>WATER LEAK</b>		16			
4024	NON-CRIMINAL - WATER LEAKS, MAINS, ETC.	5			
<b>ZONING</b>					
2638	ALL OTHERS - ZONING (ORDINANCE VIO.)	3			
XXXX	*Restricted	12			
<b>Total Calls</b>		<u>3,681</u>			
		103			
		<u>2,978</u>			

(8)

# Calls for Service - by Keyword

CRAFTON BOROUGH



Incidents Reported Between 01/01/2018 and 12/31/2018

Code	Description	Primary Count	Secondary UCR Count		
			Code 2	Code 3	Code 4
<b>911 HANGUP</b>					
3802	SERVICE CALL-911 HANG UP	15			
<b>ABANDON VE</b>					
2810	TWP ORD-ABANDONED VEH (INCLUDING STATE)	8			
<b>ACCIDENT M</b>					
3100	MOTOR VEHICLE ACCIDENTS	57			
6004	TRAFFIC ACC. INVOLVING PROPERTY DAMAGE	11			
6006	TRAFFIC ACCIDENT INVOLVING INJURY	1			
6008	ACCIDENT INVOLVING NONINJURY	19			
		88			
<b>ADMIN</b>					
9000	ADMINISTRATIVE TASKS	1			
<b>ALARM</b>					
2626	ALL OTHER OFFENSES - FALSE FIRE ALARM	5			
3810	SERVICE CALL-ALARMS-UNFOUNDED-EXCPT FIRE	207			
3840	FIRES (INCLUDING ALARMS-FOUNDED/UNFOUNDED)	42			
		254			
<b>ALIEN VIOL</b>					
2604	ALL OTHER OFFENSES - ALIEN VIOLATIONS	1			
<b>ALL ORDINA</b>					
2830	TWP ORD-ALL OTHER	4			
<b>ALL OTHER</b>					
2600	ALL OTHER CRIMES CODE VIOLATIONS	1			
2640	ALL OTHER ORDINANCE VIOLATIONS	5			
2664	ALL OTHER OFFENSES - ALL OTHER (MISC.)	2			
		8			
<b>ANIMAL</b>					
3805	SERVICE CALL-ANIMAL	7			
5502	ANIMAL COMPLAINTS - BARKING DOGS	25			
5503	ANIMAL COMPLAINTS - CATS	3			
5504	ANIMAL COMPLAINTS - DOG BITES	4			
5505	ANIMAL COMPLAINT - DEER	4			
5506	ANIMAL COMPLAINTS - STRAY ANIMALS	32			
5510	ANIMAL COMPLAINTS - OTHER	39			
		114			
<b>ASSAULT</b>					
0420	ASSAULT - KNIFE OR CUTTING INSTRUMENT	1			
0430	ASSAULT - OTHER DANGEROUS WEAPON	1			
0440	ASSAULT - HANDS, FISTS, FEET	4			
0450	OTHER ASSAULTS - NOT AGGRAVATED	1			
0830	SEXUAL ASSAULT	1			
		8			



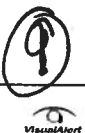
**Calls for Service - by Keyword**



**CRAFTON BOROUGH**

**Incidents Reported Between 01/01/2018 and 12/31/2018**

Code	Description	Primary Count	Secondary UCR Count		
			Code 2	Code 3	Code 4
<b>ASSIST AGY</b>					
3830	SERVICE CALL-ASSIST OTHER AGENCY	2			
<b>ASSIST FIR</b>					
7502	ASSIST OTHER AGENCIES - FIRE DEPT.	11			
<b>ASSIST MOT</b>					
3820	SERVICE CALL-ASSIST MOTORIST/DISABLE VEH	18			
<b>ASSIST OTH</b>					
7014	PUBLIC SERVICE - OTHERS (OFFICER ASSIST)	3			
7506	ASSISTING OTHER AGENCIES - ALL OTHERS	5			
		<u>8</u>			
<b>ASSIST POL</b>					
7504	ASSIST OTHER AGENCIES - OTHER POLICE	15			
<b>BAD CHECKS</b>					
1110	WORTHLESS CHECKS	2			
<b>BURGLARY</b>					
0512	BURGLARY-FORCED ENTRY-RESIDENCE-DAY	1			
0514	BURGLARY-FORCED ENTRY-NONRESID-NIGHT	1			
0522	BURGLARY-NO FORCE-RESIDENCE-DAY	1			
0531	BURGLARY-ATTEMPT-RESIDENCE-NIGHT	1			
		<u>4</u>			
<b>CHECK WELF</b>					
3801	SERVICE CALL-CHECK WELFARE	100			
<b>CRIM MISCH</b>					
1410	CRIMINAL MISCHIEF TO AUTOMOBILES	17			
1440	CRIMINAL MISCHIEF - ALL OTHER	8			
1450	ALL OTHER VANDALISM	1			
		<u>26</u>			
<b>DISORDERLY</b>					
2400	DISORDERLY CONDUCT	5			
2420	DISORDERLY CONDUCT-PUBLIC PLACES	1			
2440	DISORDERLY CONDUCT-DISTURBING THE PEACE	2			
		<u>8</u>			
<b>DISTURBANC</b>					
3610	DISTURBANCES-NOISE	54			
3620	DISTURBANCES-OTHER (FIGHTS,DISPUTES,ETC)	143			
		<u>197</u>			
<b>DOA</b>					
3320	DOA	7			
<b>DOMESTIC</b>					



**Calls for Service - by Keyword**



**CRAFTON BOROUGH**

**Incidents Reported Between 01/01/2018 and 12/31/2018**

Code	Description	Primary Count	Secondary UCR Count		
			Code 2	Code 3	Code 4
<b>DOMESTIC</b>					
3600	DISTURBANCES-DOMESTIC	109			
<b>DRUG</b>					
1811	NARCOTICS-SALE-MORPHINE,HEROIN,CODEINE	1			
1812	NARCOTICS-SALE-MARIJUANA, HASHISH, ETC.	1			
1831	NARCOTICS-POSSESSION-MORPHINE,HEROIN,ETC	3			
1832	NARCOTICS-POSSESSION-MARIJUANA,ETC.	13			
1833	NARCOTICS-POSSESSION-SYNTHETIC NARCOTIC	2			
1834	NARCOTICS-POSSESSION-OTHER DANGEROUS	2			
1842	NARCOTICS-USE-MARIJUANA, HASHISH, ETC.	2			
1891	DRUG EQUIPMENT VIOLATIONS	4			
		<u>28</u>			
<b>DUI</b>					
2110	DRIVING UNDER THE INFLUENCE-LIQUOR/DRUGS	2			
2111	DRIVING UNDER THE INFLUENCE - ALCOHOL	13			
2112	DRIVE UNDER INFLUENCE-ALCOHOL-IMPAIRED	9			
		<u>24</u>			
<b>DUMPING</b>					
2831	TWP ORD-DUMPING	2			
<b>ELECTRICAL</b>					
4008	NON-CRIMINAL-ELECTRIC LIGHT OUTAGES	1			
4026	NON-CRIMINAL-WIRES AND POLES DOWN	16			
		<u>17</u>			
<b>ESCAPE</b>					
2620	ALL OTHER OFFENSES - ESCAPE	1			
<b>FALSE REPT</b>					
2624	ALL OTHER OFFENSES - FALSE POLICE REPORT	2			
<b>FAMILY</b>					
2040	OFFENSES AGAINST FAMILY - OTHER	1			
2902	FAMILY-CHILD WELFARE	7			
		<u>8</u>			
<b>FIGHT</b>					
2430	FIGHTING (AFFRAY)	2			
<b>FORGERY</b>					
1010	FORGERY	1			
1020	COUNTERFEITING	1			
1026	COUNTERFEITING - USING	2			
		<u>4</u>			
<b>FOUND ANIM</b>					
5002	LOST & FOUND - FOUND ANIMAL	10			

**FOUND ARTI**

9



**Calls for Service - by Keyword**

CRAFTON BOROUGH

Incidents Reported Between 01/01/2018 and 12/31/2018



Code	Description	Primary Count	Secondary UCR Count		
			Code 2	Code 3	Code 4
<b>FOUND ARTI</b>					
5004	LOST & FOUND - FOUND ARTICLES	17			
<b>FRAUD</b>					
1100	FRAUD	41			
1140	UNAUTHORIZED USE OF A MV	4			
1150	FRAUD - CREDIT CARDS, ATM	10			
1170	IMPERSONATION	1			
		56			
<b>GAS LEAK</b>					
4012	NON-CRIMINAL - GAS LEAKS & EXPLOSIONS	3			
<b>HARASSMENT</b>					
2450	HARASSMENT	43			
<b>HARASSSMEN</b>					
2410	HARASSMENT BY COMMUNICATION	18			
<b>HAZARDOUS</b>					
3850	HAZARDOUS CONDITIONS	24			
<b>HIT AND RU</b>					
8519	HIT AND RUN ACCIDENT	44			
<b>INFORMATIO</b>					
7010	PUBLIC SERVICES-NOTIFICATIONS(POL.INFO.)	9			
<b>LIQUOR</b>					
2211	LIQUOR LAW-UNDERAGE-PURCH,CONSMP,POSSES	1			
<b>LOCKOUT</b>					
3860	SERVICE CALL-LOCKOUTS (VEHICLE/BLDG)	10			
<b>LOST ANIMA</b>					
5006	LOST & FOUND - LOST ANIMAL	2			
<b>LOST ARTIC</b>					
5008	LOST & FOUND - LOST ARTICLES	7			
<b>MEDICAL</b>					
3870	MEDICAL EMERGENCY	214			
7008	PUBLIC SERVICES - MEDICAL ASSISTANCE	387			
		601			
<b>MENTAL</b>					
3400	MENTAL HEALTH	25			



**Calls for Service - by Keyword**

CRAFTON BOROUGH

Incidents Reported Between 01/01/2018 and 12/31/2018



Code	Description	Primary Count	Secondary UCR Count		
			Code 2	Code 3	Code 4
<b>MISSING PE</b>					
2900	LOST/MISSING PERSONS	1			
5010	LOST & FOUND - MISSING JUVENILE FEMALE	3			
5012	LOST & FOUND - MISSING JUVENILE MALE	7			
5014	LOST & FOUND - MISSING ADULT FEMALES	2			
		<u>13</u>			
<b>N-TRAF CIT</b>					
CITN	NON-TRAFFIC CITATION	1			
<b>OPEN BURN</b>					
2820	TWP ORD-OPEN BURNING	2			
<b>OPEN DOOR</b>					
3880	OPEN DOORS/WINDOWS - DISCOVERED	4			
4014	NON-CRIMINAL-INVESTIGATE OPEN DOOR,ETC.	4			
		<u>8</u>			
<b>PFA</b>					
2647	ALL OTHERS - PROTECTIVE ORDERS	4			
<b>PROPERTY</b>					
2910	LOST/MISSING PROPERTY	1			
<b>PUBL DRUNK</b>					
2300	PUBLIC DRUNKENESS	31			
<b>RECEIVING</b>					
1331	STOLEN PROP.-POSSESSING - MOTOR VEHICLE	2			
<b>RECOV PROP</b>					
3000	FOUND/RECOVERED PROPERTY	17			
<b>ROBBERY</b>					
0315	ROBBERY-ARMED-FIREARM-CHAIN STORE	1			
0317	ROBBERY-ARMED-FIREARM-BANK	1			
		<u>2</u>			
<b>RUNAWAY</b>					
2911	RUNAWAY-INCORRIGIBLE -MALE (JUVENILE)	1			
2921	RUNAWAY-TRUANCY - MALE (JUVENILE)	1			
		<u>2</u>			
<b>SEXUAL</b>					
1700	SEX OFFENSES (EXCEPT RAPE & PROSTITUTION	2			
1720	SEX OFFENSES - INDECENT EXPOSURE	2			
		<u>4</u>			
<b>SOLICITING</b>					
2800	TWP ORD-SOLICITING	12			

9

# Calls for Service - by Keyword



CRAFTON BOROUGH

Incidents Reported Between 01/01/2018 and 12/31/2018

Code	Description	Primary Count	Secondary UCR Count		
			Code 2	Code 3	Code 4
<b>SUICIDE</b>					
3300	SUICIDES	1			
<b>SUSP AUTO</b>					
4020	NON-CRIMINAL - SUSPICIOUS AUTO	7			
<b>SUSP PERSN</b>					
4022	NON-CRIMINAL - SUSPICIOUS PERSON	14			
<b>SUSPICIOUS</b>					
3500	SUSPICIOUS PERSONS,AUTOS,CIRCUMSTANCES	260			
<b>SVC CALL</b>					
3800	SERVICE CALL-MISCELLANEOUS	117			
<b>THEFT</b>					
0613	THEFT-\$200 & OVER-RETAIL THEFT	6			
0614	THEFT-\$200 & OVER-FROM AUTO (EXCPT 0615)	5			
0615	THEFT-\$200 & OVER-AUTO ACCESSORIES	1			
0617	THEFT-\$200 & OVER-FROM BUILDINGS	10			
0619	THEFT-\$200 & OVER-ALL OTHER	3			
0623	THEFT-\$50 TO \$200-RETAIL THEFT	23			
0624	THEFT-\$50 TO \$200-FROM AUTO (EXCPT 0625)	6			
0625	THEFT-\$50-\$200-AUTO PARTS & ACCESSORIES	1			
0629	THEFT-\$50 TO \$200-ALL OTHER	6			
0633	THEFT-UNDER \$50-RETAIL THEFT	84			
0634	THEFT-UNDER \$50-FROM AUTO (EXCEPT 0635)	1			
0635	THEFT-UNDER \$50-AUTO PARTS & ACCESSORIES	1			
0637	THEFT - UNDER \$50 - FROM BUILDINGS	3			
0639	THEFT-UNDER \$50-ALL OTHER	2			
0643	THEFT-ATTEMPTED-RETAIL THEFT	2			
		154			
<b>THEFT MV</b>					
0710	MOTOR VEHICLE THEFT-AUTO	6			
<b>TRAF CIT</b>					
CITT	TRAFFIC CITATION	<del>683</del>			
<b>TRAFFIC</b>					
3900	TRAFFIC & PARKING PROBLEMS	161			
4010	TRAFFIC OFFENSES	6			
		167			
<b>TRESPASS</b>					
2660	TRESPASSING OF REAL PROPERTY	15			
<b>WARRANT</b>					

(9)





April 01, 2019

# Calls for Service - by Keyword

CRAFTON BOROUGH

Incidents Reported Between 01/01/2018 and 12/31/2018



Code	Description	Primary Count	Secondary UCR Count		
			Code 2	Code 3	Code 4
<b>WARRANT</b>					
3700	WARRANTS-LOCAL-SERVICE	1			
3720	WARRANTS-OUTSIDE AGENCY-ASSIST	1			
8010	WARRANTS - LOCAL - CRIMINAL	1			
8014	WARRANTS - LOCAL - OTHER WARRANTS	3			
8110	WARRANTS - OTHER AUTHORITY - CRIMINAL	2			
8114	WARRANTS - OTHER AUTHORITY-OTHER WARRANT	1			
WARR	WARRANT	5			
		<hr/>			
		14			
<b>WATER LEAK</b>					
4024	NON-CRIMINAL - WATER LEAKS, MAINS, ETC.	11			
<b>WEAPONS</b>					
1531	WEAPONS - POSSESSION - FIREARMS	2			
<b>ZONING</b>					
2638	ALL OTHERS - ZONING (ORDINANCE VIO.)	8			
XXXX	*Restricted	4			
		<hr/>			
		Total Calls	3,528		
			683		
			<hr/>		
			2,845		
			1		
			<hr/>		
			2,844		

9