

BOROUGH OF CRAFTON
GENERAL FUND FINANCIAL REPORT

January 1, through September 30, 2020

	<u>Jan - Sep 20</u>	<u>Budget</u>	<u>\$ Over Bud...</u>	<u>% of Bu...</u>
Income				
301 · Real Estate Taxes				
301.10 · Real Estate - Current	1,392,890.21	1,449,035.00	-56,144.79	96.1%
301.20 · Real Estate - Prior Year	7,492.08	3,000.00	4,492.08	249.7%
301.30 · Road Tax (Interfund Trf)	35,735.75	0.00	35,735.75	100.0%
301.35 · Road Tax - P&I (Interfund Trf)	476.47	0.00	476.47	100.0%
301.50 · Real Estate - Delinq/Leined	40,205.78	58,000.00	-17,794.22	69.3%
Total 301 · Real Estate Taxes	1,476,800.29	1,510,035.00	-33,234.71	97.8%
310 · Act 511 Taxes				
310.10 · Real Estate Transfer Tax	78,455.78	75,000.00	3,455.78	104.6%
310.21 · EIT - Current	418,066.92	620,000.00	-201,933.08	67.4%
310.22 · EIT - Prior	232,638.97	220,000.00	12,638.97	105.7%
310.23 · EIT - Delinquent	5,877.40	15,000.00	-9,122.60	39.2%
310.31 · Mercantile - Current	73,646.63	105,000.00	-31,353.37	70.1%
310.36 · Business Priviledge - Current	47,150.15	65,000.00	-17,849.85	72.5%
310.51 · Local Service Tax - Current	33,915.25	50,000.00	-16,084.75	67.8%
Total 310 · Act 511 Taxes	889,751.10	1,150,000.00	-260,248.90	77.4%
319 · Penalty/Interest				
319.01 · P&I - Real Estate Tax	511.70	3,500.00	-2,988.30	14.6%
319.02 · P&I - Delinq. Real Estate Tax	19,363.27	35,000.00	-15,636.73	55.3%
319.12 · P&I - EIT	1,287.73	1,000.00	287.73	128.8%
319.122 · P&I - Delinq. EIT	682.74	3,000.00	-2,317.26	22.8%
319.13 · P&I - Mercantile	737.06	500.00	237.06	147.4%
319.15 · P&I - Local Service Tax	24.00	0.00	24.00	100.0%
319.18 · P&I - Business Priviledge	875.86	600.00	275.86	146.0%
Total 319 · Penalty/Interest	23,482.36	43,600.00	-20,117.64	53.9%
321 · Business Licenses & Permits				
321.61 · Soliciting Permits	190.00	800.00	-610.00	23.8%
321.75 · Mechanical Devices	0.00	4,200.00	-4,200.00	0.0%
321.80 · Cable Franchise Fees	73,081.49	112,000.00	-38,918.51	65.3%
321.90 · Business Licenses	1,760.00	2,500.00	-740.00	70.4%
Total 321 · Business Licenses & Permits	75,031.49	119,500.00	-44,468.51	62.8%
322 · Non-Business Licenses & Permits				
322.80 · Street Openings	4,323.00	11,000.00	-6,677.00	39.3%
322.81 · Street Pole Permits	100.00	100.00	0.00	100.0%
322.83 · Truck Parking Permits	160.00	300.00	-140.00	53.3%
Total 322 · Non-Business Licenses & Permits	4,583.00	11,400.00	-6,817.00	40.2%
331 · Fines & Forfeits				
331.10 · Fines - Magistrate/County	23,992.60	33,000.00	-9,007.40	72.7%
331.12 · Code/Ordinance Violations	2,429.60	3,000.00	-570.40	81.0%
331.14 · M/Veh Violations/State Police	1,545.42	4,000.00	-2,454.58	38.6%
Total 331 · Fines & Forfeits	27,967.62	40,000.00	-12,032.38	69.9%
341-342 · Interest, Rents & Royalties				
341.01 · Income on Investments	7,168.59	27,000.00	-19,831.41	26.6%
342.00 · Rental Income	20,116.80	26,060.00	-5,943.20	77.2%
Total 341-342 · Interest, Rents & Royalties	27,285.39	53,060.00	-25,774.61	51.4%
354 · State Grant Proceeds				
354.15 · Act 101 Recycling Grant	0.00	6,000.00	-6,000.00	0.0%
354.20 · Miscellaneous Grants	3,124.75	0.00	3,124.75	100.0%
Total 354 · State Grant Proceeds	3,124.75	6,000.00	-2,875.25	52.1%
355 · State Shared Revenues & Entitle				
355.01 · PURTA	0.00	3,200.00	-3,200.00	0.0%
355.04 · Liquor Licenses	1,000.00	1,000.00	0.00	100.0%
355.05 · Pension State Aid	137,867.33	140,000.00	-2,132.67	98.5%
355.07 · Foreign Fire Fund	28,254.32	27,000.00	1,254.32	104.6%
355.09 · Act 13 Impact Fee	953.47	1,000.00	-46.53	95.3%
Total 355 · State Shared Revenues & Entitle	168,075.12	172,200.00	-4,124.88	97.6%

BOROUGH OF CRAFTON
GENERAL FUND FINANCIAL REPORT

January 1, through September 30, 2020

	Jan - Sep 20	Budget	\$ Over Bud...	% of Bu...
357 · County Shared Revenue & Grants				
357.01 · 1% Sales Tax (RAD)	169,197.09	240,000.00	-70,802.91	70.5%
Total 357 · County Shared Revenue & Grants	169,197.09	240,000.00	-70,802.91	70.5%
358 · Intergov. Contract Services				
358.10 · Police Services-Thornburg	75,946.05	101,261.00	-25,314.95	75.0%
358.11 · Fire Protection Services	6,375.06	8,500.00	-2,124.94	75.0%
Total 358 · Intergov. Contract Services	82,321.11	109,761.00	-27,439.89	75.0%
360-363 · Departmental Earnings				
361.33 · Permits- Zoning Use	2,970.00	4,000.00	-1,030.00	74.3%
361.34 · Hearing Fees-Zoning & Planning	0.00	1,500.00	-1,500.00	0.0%
362.11 · Sale of Accident Reports	930.00	1,600.00	-670.00	58.1%
362.141 · Crossing Guard Reimb.	16,801.85	45,000.00	-28,198.15	37.3%
362.40 · Permits- Build/Elec/Plub/Mech	10,579.40	17,000.00	-6,420.60	62.2%
362.45 · Permits- Occupancy	5,100.00	8,500.00	-3,400.00	60.0%
362.48 · Rental Inspection Fee	5,330.00	7,000.00	-1,670.00	76.1%
362.55 · Other Permits Code Enforce	1,090.00	1,000.00	90.00	109.0%
362.70 · Police Application Fees	0.00	1,000.00	-1,000.00	0.0%
362.74 · Reimburse - P/D Overtime Detail	0.00	8,000.00	-8,000.00	0.0%
362.75 · Drug Task Force OT Reimb	2,158.00	3,000.00	-842.00	71.9%
363.51 · PennDot Snow Removal	0.00	7,500.00	-7,500.00	0.0%
Total 360-363 · Departmental Earnings	44,959.25	105,100.00	-60,140.75	42.8%
364 · Sanitation - Garbage Collection				
364.30 · Current Garbage Collection Fee	478,728.57	489,555.00	-10,826.43	97.8%
364.32 · Jordan- Refuse Bill Fee	8,410.00	8,500.00	-90.00	98.9%
364.35 · Garbage Collection - Delinq.	63,194.35	65,000.00	-1,805.65	97.2%
364.36 · P&I - Garbage Collection	2,828.09	4,000.00	-1,171.91	70.7%
364.362 · P&I - Delinq. Garbage Coll.	19,279.67	18,000.00	1,279.67	107.1%
Total 364 · Sanitation - Garbage Collection	572,440.68	585,055.00	-12,614.32	97.8%
367 · Recreation Fees				
367.10 · Miniature Golf Pay to Play	0.00	300.00	-300.00	0.0%
367.14 · Park Shelter Rental Fee	2,550.00	5,500.00	-2,950.00	46.4%
367.15 · Community Room Rental Fee	2,500.00	4,500.00	-2,000.00	55.6%
367.20 · Pool Passes	0.00	31,000.00	-31,000.00	0.0%
367.21 · Pool General Admission	0.00	50,000.00	-50,000.00	0.0%
367.22 · Swimming Lessons	0.00	4,500.00	-4,500.00	0.0%
367.23 · Pool/Mini Golf Rentals	0.00	5,500.00	-5,500.00	0.0%
367.24 · AquaRobics/Volleyball	0.00	450.00	-450.00	0.0%
367.25 · Chair Rentals-Locks	0.00	1,100.00	-1,100.00	0.0%
367.30 · Sale of Wood Chips/Compost	0.00	100.00	-100.00	0.0%
367.40 · Pool Concessions	0.00	25,000.00	-25,000.00	0.0%
367.50 · Senior Dinner-Fees	0.00	3,000.00	-3,000.00	0.0%
367.52 · Fundraising-Recreation	400.00	7,000.00	-6,600.00	5.7%
Total 367 · Recreation Fees	5,450.00	137,950.00	-132,500.00	4.0%
380 · Misc. Revenues				
380.01 · Refunds on Current Expenditures	5,843.00	0.00	5,843.00	100.0%
380.02 · Other	681.44	0.00	681.44	100.0%
380.03 · Insurance Dividends	55,285.92	48,000.00	7,285.92	115.2%
380.50 · Military Banner Receipts	1,090.00	1,700.00	-610.00	64.1%
Total 380 · Misc. Revenues	62,900.36	49,700.00	13,200.36	126.6%
388 · Fiduciary Funds				
388.01 · Police Pension Contribution	35,422.91	42,000.00	-6,577.09	84.3%
Total 388 · Fiduciary Funds	35,422.91	42,000.00	-6,577.09	84.3%
391 · Proceeds-Gen. Fixed Asset Dispo				
391.10 · Sale of Fixed Assets	162,324.80	0.00	162,324.80	100.0%
391.20 · Compensation of Fixed Assets	1,172.09	7,000.00	-5,827.91	16.7%
Total 391 · Proceeds-Gen. Fixed Asset Dispo	163,496.89	7,000.00	156,496.89	2,335.7%
392 · Interfund Transfers				
392.30 · Transfer from Capital Projects	29,468.78	7,469.00	21,999.78	394.5%

BOROUGH OF CRAFTON GENERAL FUND FINANCIAL REPORT

January 1, through September 30, 2020

	Jan - Sep 20	Budget	\$ Over Bud...	% of Bu...
392.35 · Transfer from Highway Aid	176,959.64	174,000.00	2,959.64	101.7%
392.90 · Transfer - Unreserved Fund Bal.	0.00	145,160.00	-145,160.00	0.0%
Total 392 · Interfund Transfers	206,428.42	326,629.00	-120,200.58	63.2%
Total Income	4,038,717.83	4,708,990.00	-670,272.17	85.8%
Gross Profit	4,038,717.83	4,708,990.00	-670,272.17	85.8%
Expense				
400 · Borough Council				
400.05 · Salary - Council	6,235.87	8,400.00	-2,164.13	74.2%
400.24 · Council Meeting Expenses	769.98	1,000.00	-230.02	77.0%
400.42 · Subscriptions/Memberships-Boro	7,003.14	8,260.00	-1,256.86	84.8%
400.46 · Meetings, Confrences & Training	8,856.16	6,000.00	2,856.16	147.6%
Total 400 · Borough Council	22,865.15	23,660.00	-794.85	96.6%
401 · Mayor				
401.05 · Salary - Mayor	1,350.00	1,800.00	-450.00	75.0%
401.42 · Subscriptions/Memberships-Mayor	70.00	130.00	-60.00	53.8%
Total 401 · Mayor	1,420.00	1,930.00	-510.00	73.6%
402 · Auditing & Financial Admin				
402.31 · Auditing - Professional Auditor	12,899.81	12,500.00	399.81	103.2%
402.45 · Payroll Contract	4,610.38	6,800.00	-2,189.62	67.8%
Total 402 · Auditing & Financial Admin	17,510.19	19,300.00	-1,789.81	90.7%
403 · Tax Collection				
403.11 · Salary - Property Tax Collector	360.00	480.00	-120.00	75.0%
403.35 · Bonds - Property Tax Collector	544.00	544.00	0.00	100.0%
403.46 · Jordan-Liens-Revivals-SherSales	17,539.00	12,000.00	5,539.00	146.2%
403.461 · Jordan Tax - TCF Fees	17,604.57	18,000.00	-395.43	97.8%
403.462 · Jordan Tax - R/E Tax Collec Fee	0.00	7,500.00	-7,500.00	0.0%
403.463 · Jordan Tax-Prior R/E Tax Fee	4,399.72	16,000.00	-11,600.28	27.5%
403.47 · Jordan Act 511 Fees	4,322.00	8,000.00	-3,678.00	54.0%
403.48 · Jordan-Act 32 SWTax District	12,203.77	15,500.00	-3,296.23	78.7%
403.76 · Rad Tax Payment	3,919.41	2,500.00	1,419.41	156.8%
Total 403 · Tax Collection	60,892.47	80,524.00	-19,631.53	75.6%
404 · Solicitor/Legal Services				
404.31 · Solicitor Expenses	73,214.08	50,000.00	23,214.08	146.4%
404.40 · Legal-Litigation	0.00	1,000.00	-1,000.00	0.0%
Total 404 · Solicitor/Legal Services	73,214.08	51,000.00	22,214.08	143.6%
405 · Administrative Staff				
405.10 · Salary - Manager	97,225.00	78,795.00	18,430.00	123.4%
405.11 · Salary - Treasurer	2,250.00	3,000.00	-750.00	75.0%
405.12 · Salary - Full Time Staff	64,272.06	85,696.00	-21,423.94	75.0%
405.14 · Salary - Assistant Manager	7,812.51			
405.15 · Administrative Intern	0.00	3,500.00	-3,500.00	0.0%
405.154 · Health & Accident & STD	979.13	1,000.00	-20.87	97.9%
405.156 · Hospitalization	49,387.02	58,000.00	-8,612.98	85.2%
405.161 · Social Security	12,043.30	13,000.00	-956.70	92.6%
405.162 · Unemployment Compensation	1,204.13	1,100.00	104.13	109.5%
405.163 · FSA	118.98	1,500.00	-1,381.02	7.9%
405.164 · HRA	1,109.42	3,000.00	-1,890.58	37.0%
405.33 · Transportation Reimbursement	312.00	250.00	62.00	124.8%
405.35 · Bonds	951.00	1,000.00	-49.00	95.1%
405.354 · Worker's Compensation	456.30	650.00	-193.70	70.2%
405.42 · Dues, Subscriptions, Membership	119.00	900.00	-781.00	13.2%
405.46 · Meetings, Conferences, Training	1,508.27	2,000.00	-491.73	75.4%
Total 405 · Administrative Staff	239,748.12	253,391.00	-13,642.88	94.6%
406 · General Administration				
406.21 · Office Supplies/Postage	2,254.29	4,000.00	-1,745.71	56.4%
406.26 · Minor Equipment	696.28	1,500.00	-803.72	46.4%
406.32 · Communications	3,535.03	4,500.00	-964.97	78.6%

BOROUGH OF CRAFTON
GENERAL FUND FINANCIAL REPORT

January 1, through September 30, 2020

	<u>Jan - Sep 20</u>	<u>Budget</u>	<u>\$ Over Bud...</u>	<u>% of Bu...</u>
406.34 · Advertising	4,267.30	3,500.00	767.30	121.9%
406.356 · Drug & Alcohol Testing	0.00	200.00	-200.00	0.0%
406.37 · Maint. & Repairs Equipment	60.13	2,000.00	-1,939.87	3.0%
406.38 · Equipment Rentals	7,755.24	11,000.00	-3,244.76	70.5%
406.74 · Major Equipment	95.89	3,000.00	-2,904.11	3.2%
Total 406 · General Administration	18,664.16	29,700.00	-11,035.84	62.8%
407-408 · Other Professional Services				
407.25 · Computer HW/SW Maint	317.95	400.00	-82.05	79.5%
407.32 · IT Expenses	3,651.50	12,000.00	-8,348.50	30.4%
407.42 · Subscription Service/SaaS	25,777.00	17,620.00	8,157.00	146.3%
408.31 · Engineering - General Services	60,128.54	45,000.00	15,128.54	133.6%
408.315 · Engineering - Retainer	900.00	1,200.00	-300.00	75.0%
Total 407-408 · Other Professional Services	90,774.99	76,220.00	14,554.99	119.1%
409 · Municipal Properties				
409.21 · Maintenance Supplies	528.35	1,650.00	-1,121.65	32.0%
409.36 · Utilities	16,617.09	23,000.00	-6,382.91	72.2%
409.361 · Utilities - District Magistrate	4,182.95	6,500.00	-2,317.05	64.4%
409.37 · Repairs/Maintenance	11,479.50	20,000.00	-8,520.50	57.4%
409.371 · Repairs/Maint- Dist. Magistrate	1,325.01	2,000.00	-674.99	66.3%
409.45 · Contracts - Custodian/Mats	6,211.92	11,000.00	-4,788.08	56.5%
409.50 · Municipal Prop. Misc.	4,623.09	5,600.00	-976.91	82.6%
409.71 · Cap Improvements - Dist. Magist	0.00	5,000.00	-5,000.00	0.0%
409.76 · Deposit/Refunds-Community Room	1,800.00	1,700.00	100.00	105.9%
Total 409 · Municipal Properties	46,767.91	76,450.00	-29,682.09	61.2%
410 · Police Services				
410.12 · Salaries - Police Officers	553,000.33	753,100.00	-200,099.67	73.4%
410.121 · Salary - Chief	75,296.34	100,395.00	-25,098.66	75.0%
410.13 · Longevity - Police	5,250.00	5,500.00	-250.00	95.5%
410.14 · Salary - Police Secretary	26,234.70	36,500.00	-10,265.30	71.9%
410.154 · Health & Accident & STD	3,133.05	4,500.00	-1,366.95	69.6%
410.156 · Hospitalization	97,812.01	135,000.00	-37,187.99	72.5%
410.161 · Social Security	57,915.24	79,000.00	-21,084.76	73.3%
410.162 · Unemployment Compensation	4,887.92	5,500.00	-612.08	88.9%
410.163 · FSA	3,113.90	5,500.00	-2,386.10	56.6%
410.164 · HRA	2,581.30	6,000.00	-3,418.70	43.0%
410.18 · Wages - Crossing Guards	34,508.00	89,100.00	-54,592.00	38.7%
410.181 · Wages - Jail Guards	380.00	1,000.00	-620.00	38.0%
410.19 · O.T. Police (see 380.12 Reimb.)	18,550.54	20,000.00	-1,449.46	92.8%
410.191 · Court /School - Reimb Expenses	1,745.00	3,500.00	-1,755.00	49.9%
410.192 · Court Overtime	32,881.79	50,000.00	-17,118.21	65.8%
410.193 · DANET O.T. (See 380.05 offset)	2,385.31	4,000.00	-1,614.69	59.6%
410.21 · Office Supplies/Postage	1,571.35	2,800.00	-1,228.65	56.1%
410.22 · Ammunition	693.36	1,500.00	-806.64	46.2%
410.23 · Uniform Allowance	6,451.10	12,550.00	-6,098.90	51.4%
410.232 · Uniform Allowance - Crossing Gu	0.00	500.00	-500.00	0.0%
410.24 · Fuel Expense	9,332.47	11,000.00	-1,667.53	84.8%
410.25 · Maintenance Equip.-Supplies	2,459.16	2,800.00	-340.84	87.8%
410.26 · Minor Equipment	1,054.56	5,000.00	-3,945.44	21.1%
410.32 · Communications	8,297.35	10,500.00	-2,202.65	79.0%
410.321 · IT Expense	3,033.50	7,000.00	-3,966.50	43.3%
410.354 · Worker's Compensation	34,579.50	46,100.00	-11,520.50	75.0%
410.355 · Worker's Comp.--School Guards	4,716.44	6,300.00	-1,583.56	74.9%
410.37 · Vehicle Maintenance	4,960.28	6,500.00	-1,539.72	76.3%
410.42 · Dues Police Chief	1,025.00	1,000.00	25.00	102.5%
410.421 · Dues - Police Officers	675.00	1,000.00	-325.00	67.5%
410.45 · Animal Control	2,400.00	4,000.00	-1,600.00	60.0%
410.53 · Civil Service Commission	0.00	300.00	-300.00	0.0%
410.74 · Capital Outlay	2,330.00	90,000.00	-87,670.00	2.6%
410.75 · Training - Police Officers	1,671.67	7,000.00	-5,328.33	23.9%
410.751 · Training - Police Chief	75.00	1,000.00	-925.00	7.5%
410.76 · Computer Expense	2,692.00	6,000.00	-3,308.00	44.9%
410.77 · Video Recording Devices	0.00	8,000.00	-8,000.00	0.0%

BOROUGH OF CRAFTON GENERAL FUND FINANCIAL REPORT

January 1, through September 30, 2020

	Jan - Sep 20	Budget	\$ Over Bud...	% of Bu...
Total 410 · Police Services	1,007,693.17	1,529,445.00	-521,751.83	65.9%
411 · Fire Protection				
411.02 · Foreign Fire Relief	28,254.32	27,000.00	1,254.32	104.6%
411.22 · Operating Supplies	373.03			
411.23 · Minor Equip. Repair	5,661.17			
411.231 · Minor Equip. Purchase	16,739.98			
411.24 · Fuel, Oil	2,522.52			
411.32 · Communications	2,733.07			
411.354 · Worker's Compensation	12,164.00	17,000.00	-4,836.00	71.6%
411.37 · Vehicle Maintenance	3,981.07			
411.38 · Hydrant Rental	16,775.91	23,800.00	-7,024.09	70.5%
411.45 · Equip. Inspection & Testing	5,617.50			
411.53 · Annual Contribution	29,999.97	116,500.00	-86,500.03	25.8%
411.90 · Trf to Fire Equip Fund	37,400.00	37,400.00	0.00	100.0%
411.901 · Trf to Minor Equip. SCBA Fund	184,000.00	22,000.00	162,000.00	836.4%
Total 411 · Fire Protection	346,222.54	243,700.00	102,522.54	142.1%
413-414 · Code Enforcement & Zoning				
413.14 · Zoning Inspections	8,510.00	9,500.00	-990.00	89.6%
413.15 · Wages - Part Time Staff	17,127.90	29,000.00	-11,872.10	59.1%
413.161 · Social Security	1,310.34	2,000.00	-689.66	65.5%
413.162 · Unemployment Compensation	285.00	500.00	-215.00	57.0%
413.21 · Office Supplies	151.20	700.00	-548.80	21.6%
413.24 · Fuel	74.93	500.00	-425.07	15.0%
413.28 · Uniforms	160.75	250.00	-89.25	64.3%
413.32 · Communic/Internet - Ord. Offcr	1,661.87	2,200.00	-538.13	75.5%
413.354 · Worker's Compensation	49.63	70.00	-20.37	70.9%
413.37 · Vehicle Repairs	4,219.21	1,500.00	2,719.21	281.3%
413.45 · Demolition-Blight Props	126.51	40,000.00	-39,873.49	0.3%
413.46 · Training & Education	0.00	1,500.00	-1,500.00	0.0%
413.47 · Bldg Permit DCED	90.00	300.00	-210.00	30.0%
414.12 · Bldg Permit-Inspection Fees	7,385.64	13,500.00	-6,114.36	54.7%
414.14 · ZHB - Court Reporter/Sec'y	0.00	500.00	-500.00	0.0%
414.21 · ZHB Office-Adv-Postage	0.00	200.00	-200.00	0.0%
414.31 · ZHB Legal Services	0.00	1,200.00	-1,200.00	0.0%
414.46 · Recodify Boro Ordinances	1,195.00	4,000.00	-2,805.00	29.9%
Total 413-414 · Code Enforcement & Zoning	42,347.98	107,420.00	-65,072.02	39.4%
427 · Sanitation Contract				
427.10 · Garbage Contract	365,263.20	487,018.00	-121,754.80	75.0%
427.12 · Recycling Contract	58,366.80	77,822.00	-19,455.20	75.0%
Total 427 · Sanitation Contract	423,630.00	564,840.00	-141,210.00	75.0%
430 · Public Works Department				
430.10 · Salary - P/W Supervisor	63,035.63	78,280.00	-15,244.37	80.5%
430.14 · Salaries - Full Time Employees	248,920.80	330,000.00	-81,079.20	75.4%
430.15 · Wages - Reg. Overtime Pay	1,975.08	5,000.00	-3,024.92	39.5%
430.154 · Health & Accident & STD	1,813.20	2,600.00	-786.80	69.7%
430.156 · Hospitalization	71,039.30	100,000.00	-28,960.70	71.0%
430.16 · Wages - P/W Part Time	0.00	2,000.00	-2,000.00	0.0%
430.161 · Social Security	25,723.10	33,200.00	-7,476.90	77.5%
430.162 · Unemployment Compensation	2,402.85	2,700.00	-297.15	89.0%
430.163 · FSA	1,989.50	3,000.00	-1,010.50	66.3%
430.164 · HRA	3,474.92	5,000.00	-1,525.08	69.5%
430.18 · Wages - P/W Seasonal Employment	22,990.00	23,000.00	-10.00	100.0%
430.21 · Public Works - Misc. Supplies	2,593.96	2,500.00	93.96	103.8%
430.23 · Uniforms	5,698.86	6,000.00	-301.14	95.0%
430.24 · Fuel	8,912.97	12,000.00	-3,087.03	74.3%
430.25 · Repairs - Maintenance	23,025.17	12,000.00	11,025.17	191.9%
430.26 · Small Tools	3,039.14	2,500.00	539.14	121.6%
430.32 · Communications	3,433.99	3,500.00	-66.01	98.1%
430.354 · Worker's Compensation	20,634.44	27,600.00	-6,965.56	74.8%
430.356 · Drug/Alcohol Testing	0.00	500.00	-500.00	0.0%
430.36 · Utilities	4,403.44	7,000.00	-2,596.56	62.9%
430.37 · Vehicle Repairs	16,928.14	14,000.00	2,928.14	120.9%

BOROUGH OF CRAFTON
GENERAL FUND FINANCIAL REPORT
January 1, through September 30, 2020

	Jan - Sep 20	Budget	\$ Over Bud...	% of Bu...
430.42 · Licenses, Permits and Training	357.15	800.00	-442.85	44.6%
430.74 · Equipment Purchases	2,004.16	7,000.00	-4,995.84	28.6%
432.14 · Wages - Snow Removal Overtime	2,788.37	10,000.00	-7,211.63	27.9%
432.22 · Anti-Skid Materials	14,856.65	55,000.00	-40,143.35	27.0%
433.22 · Signs & Posts	4,407.84	3,000.00	1,407.84	146.9%
433.45 · Traffic Signals Maintenance	3,812.50	2,000.00	1,812.50	190.6%
433.451 · Traffic Signals - Elect. Supply	4,553.09	6,500.00	-1,946.91	70.0%
434.45 · Street Lighting - Elect. Supply	75,490.33	85,000.00	-9,509.67	88.8%
435.22 · Material - Curbing Supplies	62.36	500.00	-437.64	12.5%
435.245 · Material - Stairs and Sidewalks	406.50	4,000.00	-3,593.50	10.2%
438.22 · Material- Roads Supplies	8,115.29	10,000.00	-1,884.71	81.2%
438.38 · Rental Equipment	2,345.53	5,000.00	-2,654.47	46.9%
Total 430 · Public Works Department	651,234.26	861,180.00	-209,945.74	75.6%
452-453 · Recreation				
452.14 · Wages - Pool Personnel	-20.94	73,000.00	-73,020.94	-0.0%
452.15 · Wages - Pool Concess.	0.00	12,000.00	-12,000.00	0.0%
452.161 · Social Security	0.00	7,000.00	-7,000.00	0.0%
452.162 · Unemployment Compensation	0.00	2,300.00	-2,300.00	0.0%
452.20 · Pool Lic., Pmts,Trng, Clrnc	136.00	1,500.00	-1,364.00	9.1%
452.21 · Maintenance Supplies	0.00	2,200.00	-2,200.00	0.0%
452.22 · Pool Filter- Repairs & Supplies	0.00	12,000.00	-12,000.00	0.0%
452.23 · Operating Supplies	2,090.52	4,000.00	-1,909.48	52.3%
452.25 · Pool- Repairs & Maintenance	979.75	3,000.00	-2,020.25	32.7%
452.26 · Pool Minor Equipment	0.00	2,000.00	-2,000.00	0.0%
452.27 · Computer H/W & Internet	637.21	1,000.00	-362.79	63.7%
452.32 · Communications	479.33	500.00	-20.67	95.9%
452.354 · Worker's Compensation	4,126.89	5,500.00	-1,373.11	75.0%
452.36 · Utilities	1,745.78	12,800.00	-11,054.22	13.6%
452.37 · Pool & Building - Rep/Maint	0.00	3,000.00	-3,000.00	0.0%
452.371 · Concession - Rep/Maint/Eq	0.00	2,500.00	-2,500.00	0.0%
452.72 · Capital Improvements	0.00	5,000.00	-5,000.00	0.0%
452.725 · Recreation Fundraising Purchase	0.00	7,000.00	-7,000.00	0.0%
453.21 · Supplies - Concession Stand	29.52	14,000.00	-13,970.48	0.2%
453.23 · Sr. Dinner (offset 367.50)	237.25	8,000.00	-7,762.75	3.0%
453.37 · Maint/Repairs - Mini Golf	0.00	300.00	-300.00	0.0%
453.49 · Rec. Activities - Expenses	309.90	700.00	-390.10	44.3%
Total 452-453 · Recreation	10,751.21	179,300.00	-168,548.79	6.0%
454 · Parks				
454.25 · Maintenance Supplies	2,594.37	1,000.00	1,594.37	259.4%
454.26 · Minor Equipment	498.88	2,500.00	-2,001.12	20.0%
454.36 · Utilities	2,257.28	5,000.00	-2,742.72	45.1%
454.37 · Maintenance - Repairs Services	8,970.53	24,000.00	-15,029.47	37.4%
454.75 · Park Equip.- Cap.Improvements	15,102.02	5,000.00	10,102.02	302.0%
454.76 · Deposit/Refunds - Park Shelters	1,325.00	1,500.00	-175.00	88.3%
Total 454 · Parks	30,748.08	39,000.00	-8,251.92	78.8%
455 · Shade Trees				
455.22 · Shade Tree Operating Supplies	15.00	500.00	-485.00	3.0%
455.37 · Shade Tree Health Maintenance	57,776.25	60,000.00	-2,223.75	96.3%
455.44 · Shade Tree - Arborist	0.00	1,500.00	-1,500.00	0.0%
455.45 · Tree Plantings	0.00	3,000.00	-3,000.00	0.0%
455.46 · Boro Gardens	251.34	700.00	-448.66	35.9%
Total 455 · Shade Trees	58,042.59	65,700.00	-7,657.41	88.3%
456 · Libraries				
456.54 · Annual Contributions	61,500.06	82,000.00	-20,499.94	75.0%
Total 456 · Libraries	61,500.06	82,000.00	-20,499.94	75.0%
457-459 · Community Activities				
457.295 · Seasonal Decorations	15.37	650.00	-634.63	2.4%
457.50 · Military Banner Expenses	627.57	2,200.00	-1,572.43	28.5%
458.22 · Community Center Supplies	250.00	250.00	0.00	100.0%
459.56 · Borough Tributes	432.72	400.00	32.72	108.2%
459.57 · Misc. Contributions	249.75	200.00	49.75	124.9%

BOROUGH OF CRAFTON
GENERAL FUND FINANCIAL REPORT

January 1, through September 30, 2020

	Jan - Sep 20	Budget	\$ Over Bud...	% of Bu...
Total 457-459 · Community Activities	1,575.41	3,700.00	-2,124.59	42.6%
462-463 · Community & Economic Develop				
462.22 · Newsletter-Printing/Postage	6,825.21	14,000.00	-7,174.79	48.8%
462.34 · Advertising & Promotions	2,048.92	2,000.00	48.92	102.4%
462.72 · Design & Mobility Improvements	2,386.25	60,000.00	-57,613.75	4.0%
Total 462-463 · Community & Economic Develop	11,260.38	76,000.00	-64,739.62	14.8%
471 · Debt Services - Principal				
471.35 · PNC - Heavy Equipment Lease	9,959.41	12,881.00	-2,921.59	77.3%
471.351 · PNC - Dump Truck Lease	16,732.86	22,422.00	-5,689.14	74.6%
Total 471 · Debt Services - Principal	26,692.27	35,303.00	-8,610.73	75.6%
472 · Debt Services - Interest				
472.35 · PNC - Heavy Equipment Lease	718.64	1,357.00	-638.36	53.0%
472.351 · PNC- Dump Truck Lease	2,375.31	3,055.00	-679.69	77.8%
Total 472 · Debt Services - Interest	3,093.95	4,412.00	-1,318.05	70.1%
483 · Agency And Trust				
483.01 · Police Pension Contrib.	35,422.91	42,000.00	-6,577.09	84.3%
483.10 · Police Pension Fund MMO	77,408.00	68,500.00	8,908.00	113.0%
483.30 · Employee Pension Fund MMO	108,163.00	86,915.00	21,248.00	124.4%
Total 483 · Agency And Trust	220,993.91	197,415.00	23,578.91	111.9%
486 · Insurance				
486.01 · Compreh. Liability/Property Ins	84,619.00	84,000.00	619.00	100.7%
486.03 · Drug Screening	113.20	2,000.00	-1,886.80	5.7%
486.81 · Property Loss Claims-Borough	2,278.64	10,000.00	-7,721.36	22.8%
Total 486 · Insurance	87,010.84	96,000.00	-8,989.16	90.6%
491 · Refunds of Prior Year Expenses				
491.02 · RE Tax Refund - Prior	-885.89	2,000.00	-2,885.89	-44.3%
491.03 · Refunds - LST	34.00	400.00	-366.00	8.5%
491.06 · Refunds - Trash Collection	0.00	300.00	-300.00	0.0%
491.50 · Service Tax Credit - R/E Refund	865.42	1,100.00	-234.58	78.7%
491.51 · Service Tax Credit - EIT Refund	774.00	1,300.00	-526.00	59.5%
Total 491 · Refunds of Prior Year Expenses	787.53	5,100.00	-4,312.47	15.4%
492 · Interfund Operating Transfers				
492.04 · Transfer to Celebrates Fund	0.00	6,300.00	-6,300.00	0.0%
Total 492 · Interfund Operating Transfers	0.00	6,300.00	-6,300.00	0.0%
499 · Emergency Declaration Expenses				
499.99 · COVID-19 Expneses	16,539.46			
Total 499 · Emergency Declaration Expenses	16,539.46			
Total Expense	3,571,980.71	4,708,990.00	-1,137,009.29	75.9%
Net Income	466,737.12	0.00	466,737.12	100.0%

10:52 AM
 10/22/20
 Cash Basis

Crafton Celebrates Financial Report January 1, through September 30, 2020

	Jan - ...	Budget	\$ Over B...	% of ...
Income				
367.00 - Celebrates Income	300.00	34,000.00	-33,700.00	0.9%
391.01 Trf from General Fund	0.00	6,300.00	-6,300.00	0.0%
Total Income	300.00	40,300.00	-40,000.00	0.7%
Expense				
457.01 Celebrates Expense				
457.21 Misc. Expenses	289.99	200.00	89.99	145.0%
457.22 Marketing & Mailers	0.00	2,500.00	-2,500.00	0.0%
457.31 Celebrates Fireworks	0.00	8,000.00	-8,000.00	0.0%
457.35 Event Security	-100.00	1,100.00	-1,200.00	-9.1%
457.38 Attractions & Rentals	0.00	20,000.00	-20,000.00	0.0%
457.381 Firecracker 5K	188.75			
457.39 Entertainment-Stage	0.00	3,500.00	-3,500.00	0.0%
457.391 Entertainment-Parade	-500.00	2,000.00	-2,500.00	-25.0%
457.41 Booth Expenses	0.00	3,000.00	-3,000.00	0.0%
Total 457.01 Celebrates Expense	-121.26	40,300.00	-40,421.26	-0.3%
Total Expense	-121.26	40,300.00	-40,421.26	-0.3%
Net Income	421.26	0.00	421.26	100.0%

Road Tax Fund FINANCIAL REPORT January 1, through September 30, 2020

	Jan - Sep...	Budget	\$ Over Bu...	% of ...
Income				
301.10 Road Tax - Current	474,935.79	490,679.00	-15,743.21	96.8%
301.20 Road Tax - Prior	15,830.25	20,000.00	-4,169.75	79.2%
319.01 Road Tax Pen/Int	2,526.34	5,000.00	-2,473.66	50.5%
380.01 Refund Prior Expenses	0.00	0.00	0.00	0.0%
392.31 TRF- Road Fund Reserve	0.00	465,379.00	-465,379.00	0.0%
Total Income	493,292.38	981,058.00	-487,765.62	50.3%
Gross Profit	493,292.38	981,058.00	-487,765.62	50.3%
Expense				
408.31 Engineering - Roads	29,978.75	90,000.00	-60,021.25	33.3%
408.315 Engineering - GLG	27,075.12			
421.00 Bank Fees	0.00	0.00	0.00	0.0%
433.603 GLG - Grant Expenditure	127,422.13			
437.25 Equipment Repairs	1,699.36	3,000.00	-1,300.64	56.6%
438.22 In-House Paving Material	0.00	17,000.00	-17,000.00	0.0%
438.45 Road - Contract Services	0.00	40,000.00	-40,000.00	0.0%
439.45 Road Paving Program	378.20	403,045.00	-402,666.80	0.1%
439.455 Road Program-Prior Year	176,420.87	300,000.00	-123,579.13	58.8%
491.10 Tax Refunds - Current	0.00	1,000.00	-1,000.00	0.0%
491.20 Tax Refund - Prior	0.00	1,000.00	-1,000.00	0.0%
492.30 Trf. to Capital Projects	0.00	126,013.00	-126,013.00	0.0%
Total Expense	362,974.43	981,058.00	-618,083.57	37.0%
Net Income	130,317.95	0.00	130,317.95	100.0%

Capital Projects Reserve Fund
CAPITAL PROJECT RESERVE FUND FINANCIAL REPORT
 January 1, through September 30, 2020


	<u>Jan - Sep...</u>	<u>Budget</u>	<u>\$ Over Bud...</u>	<u>% of B...</u>
Income				
355 - State Grants				
355.08-Sewer & Water	0.00	0.00	0.00	0.0%
355.09-Facilities	0.00	0.00	0.00	0.0%
355.10-Pubic Safety	0.00	0.00	0.00	0.0%
355.13-Blight Remediation	0.00	0.00	0.00	0.0%
355.30-General Infrastructure	0.00	0.00	0.00	0.0%
355.31-Road & Street	59,754.92	704,051.00	-644,296.08	8.5%
355.54-Parks & Recreation	0.00	175,000.00	-175,000.00	0.0%
355.62-Community Development	0.00	0.00	0.00	0.0%
355.90-Other/Misc State Grants	0.00	0.00	0.00	0.0%
Total 355 - State Grants	59,754.92	879,051.00	-819,296.08	6.8%
357 - County & Agency Grants				
357.08-Sewer & Water	12,120.00	507,000.00	-494,880.00	2.4%
357.09-Facilities	0.00	0.00	0.00	0.0%
357.10-Public Safety	0.00	0.00	0.00	0.0%
357.13-Blight Remediation	0.00	0.00	0.00	0.0%
357.30-General Infrastructure	0.00	28,000.00	-28,000.00	0.0%
357.31-Road & Street	0.00	0.00	0.00	0.0%
357.54-Parks & Recreation	0.00	200,000.00	-200,000.00	0.0%
357.62-Community Development	0.00	0.00	0.00	0.0%
357.90-Other/Misc. Grants	125,000.00	0.00	125,000.00	100.0%
Total 357 - County & Agency Grants	137,120.00	735,000.00	-597,880.00	18.7%
392 - Interfund Transfers				
392.01-Trf from General Fund	184,000.00	0.00	184,000.00	100.0%
392.08-Trf from Sewer Fund	0.00	65,082.00	-65,082.00	0.0%
392.31-Trf from Road Fund	0.00	126,013.00	-126,013.00	0.0%
Total 392 - Interfund Transfers	184,000.00	191,095.00	-7,095.00	96.3%
393 - Reserve Transfers				
393.01-Trf from Unreserved Fund	0.00	0.00	0.00	0.0%
393.08-Trf from Sewer Reserve	0.00	102,918.00	-102,918.00	0.0%
393.18-Trf from Cap. Proj. Resv	0.00	0.00	0.00	0.0%
393.31-Trf from Road Reserve	0.00	0.00	0.00	0.0%
Total 393 - Reserve Transfers	0.00	102,918.00	-102,918.00	0.0%
399 - Other Revenues & Payments				
399.01-Miscellaneous	0.00	0.00	0.00	0.0%
399.05-Refunds	0.00	0.00	0.00	0.0%
Total 399 - Other Revenues & Payments	0.00	0.00	0.00	0.0%
Total Income	380,874.92	1,908,064.00	-1,527,189.08	20.0%
Expense				
408 - Engineering				
408.08-Sewer & Water	0.00	225,000.00	-225,000.00	0.0%
408.09-Facilities	0.00	0.00	0.00	0.0%
408.10-Public Safety	0.00	0.00	0.00	0.0%
408.13-Blight Remediation	0.00	0.00	0.00	0.0%
408.30-General Infrastructure	0.00	0.00	0.00	0.0%
408.31-Road & Street	0.00	52,000.00	-52,000.00	0.0%
408.54-Parks & Recreation	0.00	38,000.00	-38,000.00	0.0%
408.62-Community Development	0.00	0.00	0.00	0.0%
408.90-Other/Misc. Projects	0.00	0.00	0.00	0.0%
Total 408 - Engineering	0.00	315,000.00	-315,000.00	0.0%
470 - General Project Expenses				
470.08-Sewer & Water	0.00	450,000.00	-450,000.00	0.0%
470.09-Facilities	0.00	0.00	0.00	0.0%
470.10-Public Safety	286,556.00	0.00	286,556.00	100.0%
470.13-Blight Remediation	0.00	0.00	0.00	0.0%
470.30-General Infrastructure	0.00	28,000.00	-28,000.00	0.0%
470.31-Road & Street	0.00	780,064.00	-780,064.00	0.0%
470.54-Parks & Recreation	0.00	335,000.00	-335,000.00	0.0%
470.62-Community Development	0.00	0.00	0.00	0.0%

	Jan - Sep...	Budget	\$ Over Bud...	% of B...
470.90-Other/Misc. Projects	29,468.78	0.00	29,468.78	100.0%
Total 470 - General Project Expenses	316,024.78	1,593,064.00	-1,277,039.22	19.8%
Total Expense	316,024.78	1,908,064.00	-1,592,039.22	16.6%
Net Income	64,850.14	0.00	64,850.14	100.0%

Sewer Fund FINANCIAL REPORT

January 1, through September 30, 2020

	Jan - Sep 20	Budget	\$ Over Bu...	% of Bu...
Income				
319 · Interest/Penalty-Jordan	11,887.80	16,000.00	-4,112.20	74.3%
341 · Interest on Investment-PLGIT	7,360.69	25,000.00	-17,639.31	29.4%
357.04 · GROW Grant Disbursement	0.00	94,053.00	-94,053.00	0.0%
364 · Current Sewer User Fees	1,551,839.25	2,074,000.00	-522,160.75	74.8%
364.01 · Delinquent Sewer User Fees	8,509.73	12,000.00	-3,490.27	70.9%
380 · Other - Alcosan Billing Reimb.	7,339.02	7,500.00	-160.98	97.9%
382 · Misc Income	105.68			
383.10 · Sewer Tap In Fees	4,000.00			
392.08 · Trf from Sewer Fund Reserve	0.00	34,000.00	-34,000.00	0.0%
Total Income	1,591,042.17	2,262,553.00	-671,510.83	70.3%
Gross Profit	1,591,042.17	2,262,553.00	-671,510.83	70.3%
Expense				
408.312 · Engineering - General Projects	18,858.87	50,000.00	-31,141.13	37.7%
408.314 · Engineering - GROW Projects	339,120.66	10,000.00	329,120.66	3,391.2%
408.316 · Engineering - Consent Order	57,646.65	90,000.00	-32,353.35	64.1%
421 · Office Supplies-Postage	1,267.90	1,000.00	267.90	126.8%
425 · Maint/Rep.Materials	22,616.62	4,000.00	18,616.62	565.4%
430 · Billing Fee - PAWC/Jordan	17,387.77	25,000.00	-7,612.23	69.6%
436 · Alcosan - Qtrly Usage Chgs	822,810.69	1,106,000.00	-283,189.31	74.4%
437 · Equipment Repairs	3,350.39	5,000.00	-1,649.61	67.0%
438 · Fuel - Sweeper- Trk#108	2,921.40	5,000.00	-2,078.60	58.4%
442 · Dues - Permits	3,228.00	7,920.00	-4,692.00	40.8%
445 · Vactor charge	4,800.00	4,000.00	800.00	120.0%
446 · Munic. Claim Commission	8,465.00	4,000.00	4,465.00	211.6%
470.1 · Principal - Pennvest I	41,445.18	55,378.00	-13,932.82	74.8%
470.2 · Principal - Pennvest II	30,068.18	40,100.00	-10,031.82	75.0%
471.1 · Interest - Pennvest I	8,307.63	10,960.00	-2,652.37	75.8%
471.2 · Interest - Pennvest II	6,345.64	8,450.00	-2,104.36	75.1%
471.35 · Principal - PNC - ELGIN Sweeper	38,259.43	51,260.00	-13,000.57	74.6%
472.35 · Interest - PNC - ELGIN Sweeper	6,072.41	7,850.00	-1,777.59	77.4%
473.702 · General Project Construction	43,843.29	205,000.00	-161,156.71	21.4%
473.704 · GROW Project Construction	0.00	95,053.00	-95,053.00	0.0%
473.706 · Consent Order - Contract Work	64,430.22	400,000.00	-335,569.78	16.1%
491 · Refunds	0.00	3,500.00	-3,500.00	0.0%
492.18 · Transfer to Capital Projects	0.00	65,082.00	-65,082.00	0.0%
493.01 · Backflow Prevention Program	0.00	8,000.00	-8,000.00	0.0%
Total Expense	1,541,245.93	2,262,553.00	-721,307.07	68.1%
Net Income	49,796.24	0.00	49,796.24	100.0%



Jordan Tax Service, Inc.

102 Rahway Road • McMurray, PA 15317-3349
(412) 835-5243 • Fax (412) 835-5244
(724) 731-2300 • Fax (724) 731-2398
www.jordantax.com

Tax & Record
Services
Municipal
Business
Individual

October 5, 2020

Borough of Crafton
Russell McKibben, Interim Manager
Municipal Building
100 Stotz Avenue
Pittsburgh, PA 15205

RE: Delinquent Earned Income & Net Profits Tax
Collection Summary Report
September, 2020

Detailed below are the Delinquent Earned Income Tax Collections remitted to the Borough for the Month of September, 2020:

PERIOD	TAX	PEN & INT	MUNICIPAL SHARE (50.00%)	
			MONTH	YEAR TO DATE
2011 and Prior	\$ 220.70	\$ 3.13	\$ 223.83	\$ 5,844.09
Add: Commissions	22.38	-	22.38	570.59
Refunds Issued	-	-	-	-
Net Collections	<u>\$ 243.08</u>	<u>\$ 3.13</u>	<u>\$ 246.21</u>	<u>\$ 6,414.68</u>

Amounts Transferred:

Date	Reference	Amount
09/30/20	Ck #2308	\$ 246.21
Total Transfers		<u>\$ 246.21</u>

We have enclosed our invoice for services.

Very truly yours,
JORDAN TAX SERVICE, INC.

WILLIAM R. LINNERT, JR.


WRLjr/hlk

BOROUGH OF CRAFTON
Earned Income Tax Collections
January through September 2020

	<u>Jan - Sep...</u>	<u>Budget</u>	<u>\$ Over Bu...</u>	<u>% of ...</u>
Income				
310 · Act 511 Taxes				
310.21 · EIT - Current	418,066.92	620,000.00	-201,933.08	67.4%
310.22 · EIT - Prior	232,638.97	220,000.00	12,638.97	105.7%
Total 310 · Act 511 Taxes	<u>650,705.89</u>	<u>840,000.00</u>	<u>-189,294.11</u>	<u>77.5%</u>
319 · Penalty/Interest				
319.12 · P&I - EIT	1,287.73	1,000.00	287.73	128.8%
Total 319 · Penalty/Interest	<u>1,287.73</u>	<u>1,000.00</u>	<u>287.73</u>	<u>128.8%</u>
Total Income	<u>651,993.62</u>	<u>841,000.00</u>	<u>-189,006.38</u>	<u>77.5%</u>
Gross Profit	651,993.62	841,000.00	-189,006.38	77.5%
Expense				
403 · Tax Collection				
403.48 · Jordan-Act 32 SWTax District	12,203.77	15,500.00	-3,296.23	78.7%
Total 403 · Tax Collection	<u>12,203.77</u>	<u>15,500.00</u>	<u>-3,296.23</u>	<u>78.7%</u>
Total Expense	<u>12,203.77</u>	<u>15,500.00</u>	<u>-3,296.23</u>	<u>78.7%</u>
Net Income	<u><u>639,789.85</u></u>	<u><u>825,500.00</u></u>	<u><u>-185,710.15</u></u>	<u><u>77.5%</u></u>

CURRENT YEAR TO DATE DISTRIBUTIONS

	Resident Tax Amount	Non-Resident Tax Amount	Pen/Int Amount	Costs & Credits	Total Collections	Dist Year	Resident Tax Amount	Non-Resident Tax Amount	Pen/Int Amount	TCD Commission	Charges & Credits	Total Distribution
Delq Collections	1,022.41	0.00	241.50	0.00	1,263.91	2020	1,022.41	0.00	241.50	0.00	0.00	YTD \$1,263.91
2012 Collections	172.51	0.00	13.00	0.00	185.51	2020	172.51	0.00	13.00	(3.34)	0.00	YTD \$182.17
2013 Collections	321.38	0.00	41.84	0.00	363.22	2020	321.38	0.00	41.84	(6.52)	0.00	YTD \$356.70
2014 Collections	(145.57)	0.00	0.00	0.00	(145.57)	2020	(145.57)	0.00	0.00	2.63	0.00	YTD (\$142.94)
2015 Collections	623.13	0.00	238.46	0.00	861.59	2020	623.13	0.00	238.46	(15.35)	0.00	YTD \$846.24
2016 Collections	1,776.24	0.00	310.44	0.00	2,086.68	2020	1,776.24	0.00	310.44	(37.25)	0.00	YTD \$2,049.43
2017 Collections	1,869.20	(264.23)	287.96	0.00	1,892.93	2020	1,869.20	(264.23)	287.96	(33.85)	0.00	YTD \$1,859.08
2017 Refunds	(585.50)	0.00	0.00	0.00	(585.50)	2020	(585.50)	0.00	0.00	0.00	0.00	YTD (\$585.50)
2018 Collections	3,869.61	0.00	63.50	0.00	3,933.11	2020	3,869.61	0.00	63.50	(70.69)	0.00	YTD \$3,862.42
2018 Refunds	(929.50)	0.00	0.00	0.00	(929.50)	2020	(929.50)	0.00	0.00	0.00	0.00	YTD (\$929.50)
2019 Collections	248,233.51	1,788.80	79.85	0.00	250,102.16	2020	248,233.51	1,788.80	79.85	(4,501.80)	0.00	YTD \$245,600.36
2019 Refunds	(26,333.00)	0.00	0.00	0.00	(26,333.00)	2020	(26,333.00)	0.00	0.00	0.00	0.00	YTD (\$26,333.00)
2020 Collections	416,084.15	3,211.75	2.18	0.00	419,298.08	2020	416,084.15	3,211.75	2.18	(7,537.60)	0.00	YTD \$411,760.48
Current Year To Date	645,978.57	4,736.32	1,278.73	0.00	651,993.62	2020	645,978.57	4,736.32	1,278.73	(12,203.77)	0.00	YTD \$639,789.85



Jordan Tax Service, Inc.

102 Rahway Road • McMurray, PA 15317-3349

(412) 835-5243 • Fax (412) 835-5244

(724) 731-2300 • Fax (724) 731-2398

www.jordantax.com

Tax & Record
Services

Municipal

Business

Individual

October 5, 2020

Borough of Crafton
Russell McKibben, Interim Manager
Municipal Building
100 Stotz Avenue
Pittsburgh, PA 15205

RE: Local Services Tax Collections
Collection Summary Report
September, 2020

Detailed below are the Local Services Tax Collections remitted to the Borough for the Collection Period of September 1, 2020 through September 30, 2020:

<u>PERIOD</u>	<u>TAX</u>	<u>PEN & INT</u>	<u>TOTAL COLLECTIONS</u>	<u>YEAR TO DATE</u>
2018 and Prior	\$ -	\$ -	\$ -	\$ 68.00
2019	-	-	-	11,561.11
2020	409.03	-	409.03	22,310.14
Total Collections	409.03	-	409.03	33,939.25
Refunds Issued	-	-	-	(34.00)
	<u>\$ 409.03</u>	<u>\$ -</u>		
Net Collections			<u>\$ 409.03</u>	<u>\$ 33,905.25</u>

Amounts Remitted:

<u>Date</u>	<u>Batch #</u>	<u>Amount</u>
09/03/20	21-22	\$ 409.03
		-

Total Deposited \$ 409.03

We have enclosed our invoice for services.

Very truly yours,
JORDAN TAX SERVICE, INC.

WILLIAM R. LINNERT, JR.



Jordan Tax Service, Inc.

102 Rahway Road • McMurray, PA 15317-3349

(412) 835-5243 • Fax (412) 835-5244

(724) 731-2300 • Fax (724) 731-2398

www.jordantax.com

Tax & Record
Services

Municipal

Business

Individual

October 5, 2020

Borough of Crafton
Russell McKibben, Interim Manager
Municipal Building
100 Stotz Avenue
Pittsburgh, PA 15205

RE: Business Privilege Tax
Collection Summary Report
September, 2020

Detailed below are the Business Privilege Tax Collections remitted to the Borough for the Collection Period of September 1, 2020 through September, 2020:

<u>PERIOD</u>	<u>TAX</u>	<u>LICENSE</u>	<u>PEN & INT</u>	<u>TOTAL COLLECTIONS</u>	<u>YEAR TO DATE</u>
2018 and Prior	\$ -	\$ -	\$ -	\$ -	\$ -
2019	18.73	10.00	-	28.73	1,344.37
2020	<u>1,837.79</u>	<u>90.00</u>	<u>3.52</u>	<u>1,931.31</u>	<u>48,441.64</u>
Total Collections	1,856.52	100.00	3.52	1,960.04	49,786.01
Refunds Issued	-	-	-	-	-
	<u>\$ 1,856.52</u>	<u>\$ 100.00</u>	<u>\$ 3.52</u>		
Net Collections				<u>\$ 1,960.04</u>	<u>\$ 49,786.01</u>

Amounts Deposited:

<u>Date</u>	<u>Batch #</u>	<u>Amount</u>
09/09/20	28	\$ 45.74
09/15/20	48/29	482.57
09/24/20	30	1,270.73
09/30/20	31	<u>161.00</u>
Total Deposited		<u>\$ 1,960.04</u>

We have enclosed our invoice for services.

Very truly yours,
JORDAN TAX SERVICE, INC.

WILLIAM R. LINNERT, JR.

WRLjr:hik



Jordan Tax Service, Inc.

102 Rahway Road • McMurray, PA 15317-3349

(412) 835-5243 • Fax (412) 835-5244

(724) 731-2300 • Fax (724) 731-2398

www.jordantax.com

Tax & Record
Services

Municipal

Business

Individual

October 5, 2020

Borough of Crafton
Russell McKibben, Interim Manager
Municipal Building
100 Stotz Avenue
Pittsburgh, PA 15205

RE: Mercantile Tax
Collection Summary Report
September, 2020

Detailed below are the Mercantile Tax Collections remitted to the Borough for the Collection Period of September 1, 2020 through September 30, 2020:

<u>PERIOD</u>	<u>TAX</u>	<u>PEN & INT</u>	<u>TOTAL COLLECTIONS</u>	<u>YEAR TO DATE</u>
2018 and Prior	\$ -	\$ -	\$ -	\$ -
2019	-	-	-	25,407.06
2020	1,096.68	48.27	1,144.95	48,976.63
	<u>\$ 1,096.68</u>	<u>\$ 48.27</u>		
Total Collections			<u>\$ 1,144.95</u>	<u>\$ 74,383.69</u>

Amounts Deposited:

<u>Date</u>	<u>Batch #</u>	<u>Amount</u>
09/03/20	16	\$ 613.99
09/15/20	17	530.96

Total Deposited

\$ 1,144.95

We have enclosed our invoice for services.

Very truly yours,
JORDAN TAX SERVICE, INC.

WILLIAM R. LINNERT, JR.



Jordan Tax Service, Inc.

102 Rahway Road • McMurray, PA 15317-3349

(412) 835-5243 • Fax (412) 835-5244

(724) 731-2300 • Fax (724) 731-2398

www.jordantax.com

Tax & Record
Services

Municipal

Business

Individual

October 5, 2020

Borough of Crafton
Russell McKibben, Interim Manager
Municipal Building
100 Stotz Avenue
Pittsburgh, PA 15205

RE: Trash Removal
Collection Summary Report
September, 2020

Detailed below are the 2020 Trash Removal Collections remitted to the Borough for the Month of September, 2020:

	BILLING FEE	GARBAGE	TOTAL CURRENT PERIOD	YEAR TO DATE
FACE TAX	\$ 80.00	\$ 8,863.52	\$ 8,943.52	\$ 501,610.72
Less: Discount	-	-	-	(18,590.96)
Plus: Penalty	-	486.99	486.99	3,133.54
Total Collections	\$ 80.00	\$ 9,350.51	\$ 9,430.51	\$ 486,153.30

Amounts Deposited:

Date	Batch #	Amount
09/08/20	32	\$ 3,771.13
09/11/20	33	1,828.13
09/29/20	34	3,831.25
Total		9,430.51
Less: Refunds		-
Total Deposits		\$ 9,430.51

	BILLING	GARBAGE	YEAR-TO-DATE
FACE BALANCE 02/01/2020	\$ 9,875.00	\$ 584,325.00	\$ 594,200.00
Add: Additions	-	-	-
Less: Deletions	-	-	-
ADJUSTED FACE BALANCE	9,875.00	584,325.00	594,200.00
Less: Total Collections	(8,465.00)	(493,145.72)	(501,610.72)
Less: Turned Over to Delinquent	-	-	-
FACE BALANCE 09/30/2020	\$ 1,410.00	\$ 91,179.28	\$ 92,589.28

Very truly yours,
JORDAN TAX SERVICE, INC.

William R. Linnert, Jr.
WILLIAM R. LINNERT, JR.



Jordan Tax Service, Inc.

102 Rahway Road • McMurray, PA 15317-3349

(412) 835-5243 • Fax (412) 835-5244

(724) 731-2300 • Fax (724) 731-2398

www.jordantax.com

Tax & Record
Services

Municipal

Business

Individual

October 5, 2020

Borough of Crafton
Russell McKibben, Interim Manager
Municipal Building
100 Stotz Avenue
Pittsburgh, PA 15205

RE: Real Estate Taxes
Collection Summary Report
September, 2020

Detailed below are the 2020 Real Estate Tax Collections deposited to the Borough account for the Month of September, 2020:

	CURRENT PERIOD			YEAR TO DATE
	REAL ESTATE	ROAD	TOTAL	
FACE TAX	\$ 45,633.72	\$ 6,711.73	\$ 52,345.45	\$ 1,904,515.15
Less: Discount	(301.48)	(102.01)	(403.49)	(35,861.61)
Plus: Penalty	228.19	4.66	232.85	493.62
Total Collections	<u>\$ 45,560.43</u>	<u>\$ 6,614.38</u>	<u>\$ 52,174.81</u>	<u>\$ 1,869,147.16</u>

Amounts Deposited:

Date	Batch #	Amount
09/02/20	32	\$ 10,360.99
09/02/20	NSF (Voelker) - Voided	(390.51)
09/03/20	33	8,503.55
09/08/20	34	6,871.24
09/11/20	35	26,829.54
Total Deposits		<u>52,174.81</u>
Less: Refunds:		-
Net Collections		<u>\$ 52,174.81</u>

	2019	2019	2020	2020	TOTAL
	REAL ESTATE	ROAD	REAL ESTATE	ROAD	
FACE BALANCE 3/1/2020	\$ 6,733.12	\$ 2,280.14	\$ -	\$ -	\$ 9,013.26
Add: Billing 3/1/2020	-	-	1,538,515.33	520,978.16	2,059,493.49
Add: Additions	-	-	-	-	-
Less: Exonerations	-	-	-	-	-
ADJUSTED FACE BALANCE	<u>6,733.12</u>	<u>2,280.14</u>	<u>1,538,515.33</u>	<u>520,978.16</u>	<u>2,068,506.75</u>
Less: Total Collections	(784.71)	(265.85)	(1,419,490.27)	(483,974.32)	(1,904,515.15)
Less: Turned Over to Delinquent	-	-	-	-	-
FACE BALANCE 09/30/2020	<u>\$ 5,948.41</u>	<u>\$ 2,014.29</u>	<u>\$ 119,025.06</u>	<u>\$ 37,003.84</u>	<u>\$ 163,991.60</u>

Very truly yours,
JORDAN TAX SERVICE, INC.

WILLIAM R. LINNERT, JR.

Tax Collector's Monthly Report to Taxing Districts

For the Month of SEPTEMBER, 2020

BOROUGH OF CRAFTON Taxing District

		Real Estate	Road	Prior Years Real Estate	Prior Years Road
A. Collections					
1.	Balance Collectable-Beginning of Month	164,658.78	43,715.57	5,948.41	2,014.29
2A.	Additions: During the Month(*)				
2B.	Deductions: Credits During the Month - (from line 17)				
3.	Total Collectable	164,658.78	43,715.57	5,948.41	2,014.29
4.	Less: Face Collections for the Month	45,633.72	6,711.73		
5.	Less: Deletions from the List (Gentrifications)				
6.	Less: Exonerations (*)				
7.	Less: Liens/Non-Lienable Installments(*)				
8.	Balance Collectable - End of Month	119,025.06	37,003.84	5,948.41	2,014.29
B. Reconciliation of Cash Collected					
9.	Face Amount of Collections - (must agree with line 4)	45,633.72	6,711.73	0.00	0.00
10.	Plus: Penalties	228.19	4.66		
11.	Less: Discounts	301.48	102.01		
12.	Total Cash Collector per Column	45,560.43	6,614.38	0.00	0.00
13.	Total Cash Collected				52,174.81
C. Payment of Taxes					
14.	Amount Remitted During the Month (*)				
	Date	Transaction #	Amount	TOTAL ALL TAXES	
	9/2/2020	32	10,360.99		
	9/2/2020	NSF (Voelker)	(390.51)		
	9/3/2020	33	8,503.55		
	9/8/2020	34	6,871.24		
	9/11/2020	35	26,829.54		
			Total	\$	52,174.81
15.	Amount paid with this Report Applicable to this Reporting Month			Trx. #	\$ 52,174.81
16.	Total Remitted This Month				\$ 52,174.81
17.	List, Other Credit Adjustments (*)				
	Parcel #	Name	Amount		
			Total		
18.	Interest Earnings (if applicable)		\$		

Taxing District Use (Optional)	
Carryover from Previous Month	\$
Amount Collected This Month	\$
Less Amount Paid This Month	\$
Ending Balance	\$

** Prior Yr. Collection: _____ Agent Acting on behalf of the Tax Collector Date 10/15/20
 I verify this is a complete and accurate reporting of the balance collectable, taxes collected
 remitted for the month. Cassina Peters
 Received by (taxing district): Crafton Borough Title: Tax Collector Date 10/12/20
 I acknowledge the receipt of this report.

JORDAN TAX SERVICE, INC.
102 RAHWAY ROAD
MCMURRAY, PA 15317-3349
(724) 731-2300

October 12, 2020

Borough of Crafton
 Russell McKibben, Interim Manager
 Municipal Building
 100 Stotz Avenue
 Pittsburgh, PA 15205

Gentlemen:

We are forwarding herewith counterfoils for delinquent taxes and municipal claims collected and satisfied since date of our last report. We are also forwarding deposit slips as summarized below and the Prothonotary's receipts for satisfaction costs advanced by our office.

DELINQUENT TAXES:

Receipts: #13919-13927 (#13917-13918 "NO CONSIDERATION PASSING")

	Face Tax	Penalty	Interest	Costs	TOTAL
Prior 2019	546.66	55.89	135.36	-	737.91
2019	4,870.80	474.22	-	6.00	5,351.02
Commission Collected					304.45

MUNICIPAL CLAIMS: "Trash"

Receipts: #2344-2348

	Face Tax	Penalty	Interest	Costs	Comm	TOTAL
	423.10	22.00	-	5.50	-	450.60
Record/Sheriff Sale Costs						37.62
Commission Collected						22.53

MUNICIPAL CLAIMS: "Trash"

Receipts: #4366, 4373, 4376, 4379

	Face Tax	Penalty	Interest	Costs	Comm	TOTAL
	3,468.24	141.70	188.94	290.00	-	4,088.88
Commission Collected						204.44

MUNICIPAL CLAIMS: "Sewage"

Receipts: #4365, 4367-4372, 4374-4375, 4377-4378

	Face Tax	Penalty	Interest	Costs	Comm	TOTAL
	3,630.31	60.54	50.45	290.00	-	4,031.30
Commission Collected						211.39

Total Collections, Taxes and Claims:

Taxes	\$	6,393.38	Ck. #1472	<u>\$ 15,440.14</u>
Trash	\$	4,804.07	Ck. #1473	
Sewage	\$	4,242.69	Ck. #1474	

Deposits Per Enclosed Receipts:


DATE	AMOUNT	DATE	AMOUNT	DATE	AMOUNT
09/03/20	135.00	09/10/20	510.75	09/25/20	5,483.57
09/03/20	1,735.30	09/10/20	774.81		
09/08/20	301.21	09/10/20	6,499.50		

Total Deposits

15,440.14

*Partial Payments Not Yet Applied - \$2,969.75

JORDAN TAX SERVICE, INC.


 William R. Linnert, Jr.

**BOROUGH OF CRAFTON
POLICE DEPARTMENT**

MARK A. SUMPTER
CHIEF OF POLICE

100 STOTZ AVENUE
CRAFTON, PENNSYLVANIA 15205

JAMES G. BLOOM
MAYOR



October 22, 2020

Crafton Police responded to 195 complaints during the month of September 2020.

The following 4 pages attached show a printout of the calls answered by Crafton Police.

Paid parking tags paid at the window – \$15.00

Copies of Police Reports – \$90.00

No solicitor permits were issued for the month of September

Seventeen (17) truck permits were issued for the month of September - \$170.00

Fines collected by the Magistrate and paid to the borough for September - \$ 2,068.27

There were 15 citations issued, 16 citation warnings, 3 parking tags, 0 AccuTrak - total 34

Crafton Borough had 1 narcotic related call for the month of September 2020.

Naloxone (Narcan) was used 2 times by Crafton Police and 0 times by EMS.

Mileage on Police Cars:

Unit # 11-1 - 2,316 miles ending at 16,770

Unit # 11-2 - 2,642 miles ending at 21,444

Unit # 11-3 - 183 miles ending at 66,889

Respectfully submitted,

Barbara H. Berkhouse

Barbara H. Berkhouse
Police Secretary

Calls for Service - by Keyword



CRAFTON BOROUGH

Incidents Reported Between 09/01/2020 and 09/30/2020

Code	Description	Primary Count	Secondary UCR Count		
			Code 2	Code 3	Code 4
911 HANGUP					
3802	SERVICE CALL-911 HANG UP	1			
ACCIDENT M					
3100	MOTOR VEHICLE ACCIDENTS	3			
6004	TRAFFIC ACC. INVOLVING PROPERTY DAMAGE	1			
		<u>4</u>			
ALARM					
3810	SERVICE CALL-ALARMS-UNFOUNDED-EXCPT FIRE	20			
3840	FIRES (INCLUDING ALARMS-FOUNDED/UNFOUND)	2			
		<u>22</u>			
ALL OTHER					
2640	ALL OTHER ORDINANCE VIOLATIONS	1			
ANIMAL					
3805	SERVICE CALL-ANIMAL	1			
5502	ANIMAL COMPLAINTS - BARKING DOGS	1			
5505	ANIMAL COMPLAINT - DEER	2			
5506	ANIMAL COMPLAINTS - STRAY ANIMALS	2			
5510	ANIMAL COMPLAINTS - OTHER	5			
		<u>11</u>			ANIMAL CONTROL CALLED ON ONE
ASSIST FIR					
7502	ASSIST OTHER AGENCIES - FIRE DEPT.	2			
ASSIST MOT					
3820	SERVICE CALL-ASSIST MOTORIST/DISABLE VEH	1			
ASSIST POL					
7504	ASSIST OTHER AGENCIES - OTHER POLICE	2			
BURGLARY					
0522	BURGLARY-NO FORCE-RESIDENCE-DAY	1			
CHECK WELF					
3801	SERVICE CALL-CHECK WELFARE	13			
CRIM MISCH					
1410	CRIMINAL MISCHIEF TO AUTOMOBILES	1			
DISTURBANC					
3610	DISTURBANCES-NOISE	10			
3620	DISTURBANCES-OTHER (FIGHTS,DISPUTES,ETC)	14			
		<u>24</u>			
DOA					
3320	DOA	1			

Calls for Service - by Keyword



CRAFTON BOROUGH

Incidents Reported Between 09/01/2020 and 09/30/2020

Code	Description	Primary Count	Secondary UCR Count		
			Code 2	Code 3	Code 4
DOMESTIC					
3600	DISTURBANCES-DOMESTIC	11			
DRUG					
1831	NARCOTICS-POSSESSION-MORPHINE, HEROIN, ETC	1			
1833	NARCOTICS-POSSESSION-SYNTHETIC NARCOTIC	1			
		<u>2</u>			
DUI					
2112	DRIVE UNDER INFLUENCE-ALCOHOL-IMPAIRED	1			
ELECTRICAL					
4026	NON-CRIMINAL-WIRES AND POLES DOWN	1			
FOUND ANIM					
5002	LOST & FOUND - FOUND ANIMAL	1			
FRAUD					
1100	FRAUD	2			
1150	FRAUD - CREDIT CARDS, ATM	3			
		<u>5</u>			
HARASSMENT					
2450	HARASSMENT	5			
HARASSSMEN					
2410	HARASSMENT BY COMMUNICATION	2			
HIT AND RU					
8519	HIT AND RUN ACCIDENT	2			
INFORMATIO					
7010	PUBLIC SERVICES-NOTIFICATIONS(POL.INFO.)	2			
LITTERING					
2632	ALL OTHER OFFENSES - LITTERING	1			
MEDICAL					
3870	MEDICAL EMERGENCY	1			
7008	PUBLIC SERVICES - MEDICAL ASSISTANCE	7			
		<u>8</u>			
MENTAL					
3400	MENTAL HEALTH	2			
MISSING PE					
5010	LOST & FOUND - MISSING JUVENILE FEMALE	1			
5014	LOST & FOUND - MISSING ADULT FEMALES	1			

Calls for Service - by Keyword



CRAFTON BOROUGH

Incidents Reported Between 09/01/2020 and 09/30/2020

Code	Description	Primary Count	Secondary UCR Count		
			Code 2	Code 3	Code 4
		2			
OPEN BURN					
2820	TWP ORD-OPEN BURNING	3			
OPEN DOOR					
3880	OPEN DOORS/WINDOWS - DISCOVERED	1			
PROPERTY					
2910	LOST/MISSING PROPERTY	2			
PUBL DRUNK					
2300	PUBLIC DRUNKENESS	1			
SUSP AUTO					
4020	NON-CRIMINAL - SUSPICIOUS AUTO	1			
SUSPICIOUS					
3500	SUSPICIOUS PERSONS,AUTOS,CIRCUMSTANCES	24			
SVC CALL					
3800	SERVICE CALL-MISCELLANEOUS	10			
THEFT					
0614	THEFT-\$200 & OVER-FROM AUTO (EXCPT 0615)	1			
0615	THEFT-\$200 & OVER-AUTO ACCESSORIES	1			
0619	THEFT-\$200 & OVER-ALL OTHER	1			
0624	THEFT-\$50 TO \$200-FROM AUTO (EXCPT 0625)	2			
0633	THEFT-UNDER \$50-RETAIL THEFT	1			
0634	THEFT-UNDER \$50-FROM AUTO (EXCEPT 0635)	4			
0639	THEFT-UNDER \$50-ALL OTHER	2			
		12			
TRAF CIT					
CITT	TRAFFIC CITATION	12			
TRAFFIC					
3900	TRAFFIC & PARKING PROBLEMS	5			
TRESPASS					
2660	TRESPASSING OF REAL PROPERTY	4			
WARRANT					
8010	WARRANTS - LOCAL - CRIMINAL	1			
8012	WARRANTS - LOCAL - TRAFFIC/CONTEMPT	1			
		2			
WATER LEAK					
4024	NON-CRIMINAL - WATER LEAKS,MAINS, ETC.	1			

October 02, 2020

Calls for Service - by Keyword

CRAFTON BOROUGH

Incidents Reported Between 09/01/2020 and 09/30/2020



Code	Description	Primary Count	Secondary UCR Count		
			Code 2	Code 3	Code 4

Total Calls	<u>207</u>
	12
	<u>195</u>

NORTHWEST EMS

366 HELEN STREET
MCKEES ROCKS PA 15136
412-331-2600 DISPATCH
412-331-3133 FAX



Crafton Borough Report September 2020

Total Run Numbers:

- Total Emergency and Non-Emergency 911 Responses: **61**
Average Response Time (E0-E4): **5 min. 13 sec.**
- Total Emergency 911 Response: **58**
Average Response Time (E0-E3): **5 min. 19 sec.**
- Total Highest Priority Response: **23**
Average Response Time (E0-E1): **5 min. 09 sec.**

Response Times by Category and NFPA Compliance:

- E0 Response: **6**
Average Response Time: **4 min. 31 sec.**
NFPA Compliance: **100%**
- E1 Response: **17**
Average Response Time: **5 min. 23 sec.**
NFPA Compliance: **100%**
- E0 + E1 Response: **23**
Average Response Time: **5 min. 09 sec.**
NFPA Compliance: **100%**
- E2 Response: **27**
Average Response Time: **5 min. 35 sec.**
- E3 Response: **8**
Average Response Time: **5 min. 32 sec.**
- E4 Response: **3**
Average Response Time: **3 min. 22 sec.**

Standbys:

- Scott Township EMS (Station 740) Standby Request: **0**
Calls Given to Station 740 in Crafton: **2**
 - Ingram EMS (Station 760) Standby Request: **0**
Calls Given to Station 760 in Crafton: **0**
 - Robinson EMS (Station 810) Standby Request: **0**
Calls Given to Station 810 in Crafton: **0**

 - NorthWest EMS Requested for Mutual Aide:
Calls Taken for Station 810: **0**
Calls Taken for Station 760: **36**
Calls Taken for Station 740: **0**
Calls Taken for Station 815: **1**
- Submitted by: Brandon Rowland 412-331-2600 Browland@northwestems.net

Date Enroute	Response Code	Dispatch Time	On Scene Time	Response Time	Ref. Address Line 1 and Line 2	Unit	Outcome
9/1/2020	E3	13:38:55	13:41:04	00:02:09	113 NOBLE AVE	1901	No Patient Found
9/1/2020	E2	16:11:23	16:15:11	00:03:48	1755 CRAFTON BLVD #3; 3	1901	Shadyside
9/1/2020	E1	17:58:27	18:02:39	00:04:12	20 S GRANDVIEW AVE #1; 1	1901	Heritage Valley - Kennedy
9/1/2020	E1	19:18:14	19:25:31	00:07:17	1215 FOSTER AVE	1907	Heritage Valley - Kennedy
9/2/2020	E4	18:43:17	18:48:34	00:05:17	25 E CRAFTON AVE #601; 601	Squad 1952	Refused
9/3/2020	E3	06:14:18	06:18:14	00:03:56	20 S GRANDVIEW AVE #2FLR; 2F	1901	Dead at Scene
9/3/2020	E1	13:43:16	13:51:17	00:08:01	25 E CRAFTON AVE #601; 601	1907	AGH
9/3/2020	E3	15:19:45	15:24:23	00:04:38	188 NOBLE AVE	1901	St. Clair
9/3/2020	E2	21:03:35	21:09:26	00:05:51	1215 FOSTER AVE #503; 503	1901	Cancelled
9/4/2020	E2	05:42:35	05:47:19	00:04:44	25 E CRAFTON AVE #307; 307	1901	False Call
9/4/2020	E2	11:47:52	11:58:25	00:10:33	25 E CRAFTON AVE #214; 214	1907	St. Clair
9/5/2020	E2	00:17:23	00:24:46	00:07:23	45 OREGON AVE	1901	Mercy
9/5/2020	E2	07:06:36	07:10:46	00:04:10	132 E CRAFTON AVE	1901	Standby - Fire
9/5/2020	E2	09:18:30			25 E CRAFTON AVE	1915	Cancelled
9/5/2020	E1	13:24:28	13:30:36	00:06:08	1215 FOSTER AVE #203; 203	1907	Heritage Valley - Kennedy
9/5/2020	E0	23:21:21	23:25:20	00:03:59	283 W STEUBEN ST	1901	Treated, Transported ALS
9/6/2020	E2	14:17:30	14:23:13	00:05:43	1215 FOSTER AVE #201; 201	1901	No Patient Found
9/7/2020	E2	14:51:57	14:57:29	00:05:32	41 NOBLE AVE	1907	Children's
9/11/2020	E0	00:43:14	00:50:59	00:07:45	1496 CRAFTON BLVD #2; 2	1915	Children's
9/11/2020	E2	16:15:27	16:30:03	00:14:36	25 E CRAFTON AVE #812; 812	1903	Cancelled
9/11/2020	E1	17:22:03	17:28:32	00:06:29	1215 FOSTER AVE #514; 514	Squad 1951	Refused
9/11/2020	E2	18:01:10	18:01:10	00:00:00	1215 FOSTER AVE #514; 514	Squad 1951	Lift Assist, No Patient Transported
9/12/2020	E2	13:21:35	13:26:58	00:05:23	45 OREGON AVE	1901	Treated, Transported ALS
9/12/2020	E4	17:31:31	17:34:11	00:02:40	246 W STEUBEN ST #1; 1	1901	No Patient Found
9/12/2020	E1	20:41:31	20:46:08	00:04:37	26 KINGSTON AVE	1901	Mercy
9/13/2020	E1	04:42:55	04:48:08	00:05:13	1215 FOSTER AVE #214; 214	1901	Presby
9/13/2020	E2	16:41:27	16:44:25	00:02:58	26 OREGON AVE	1901	AGH
9/14/2020	E0	21:16:43	21:23:21	00:06:38	1215 FOSTER AVE #207; 207	1904	Heritage Valley - Kennedy
9/15/2020	E3	07:16:06	07:21:21	00:05:15	1215 FOSTER AVE #601; 601	1914	Refused
9/15/2020	E2	11:31:08	11:38:36	00:07:28	3 UNION AVE	1914	Treated, Transported BLS
9/16/2020	E2	18:50:58	18:54:37	00:03:39	40 DIVISION ST	1914	Standby - Fire
9/16/2020	E2	21:24:06	21:28:45	00:04:39	3 CREIGHTON AVE #2; 2	1914	Mercy
9/17/2020	E0	21:01:00	21:02:54	00:01:54	91 N EMILY ST	1907	No Patient Found

9/17/2020	E2	21:08:02	21:08:40	00:00:38	25 E CRAFTON AVE	1914	No Patient Found
9/18/2020	E1	20:27:42	20:32:24	00:04:42	1215 FOSTER AVE #514; 514	1907	Lift Assist, No Patient Transported
9/18/2020	E2	23:12:25	23:21:35	00:09:10	154 GLENN ST #7; 7	1907	Refused
9/19/2020	E1	18:19:24	18:27:27	00:08:03	59 W CRAFTON AVE	1914	Refused
9/20/2020	E2	17:58:39	18:03:24	00:04:45	1215 FOSTER AVE #503; 503	1914	Heritage Valley - Kennedy
9/21/2020	E3	06:51:57	06:57:09	00:05:12	1215 FOSTER AVE #506; 506	1914	Heritage Valley - Kennedy
9/21/2020	E2	14:01:15			25 E CRAFTON AVE	1914	Cancelled
9/21/2020	E3	16:50:40	17:00:38	00:09:58	70 MCMUNN AVE	1914	WPIC
9/21/2020	E0	19:08:18	19:11:51	00:03:33	77 W STEUBEN ST	1914	Refused
9/21/2020	E1	23:22:43	23:28:01	00:05:18	74 FOUNTAIN ST	1914	St. Clair
9/22/2020	E2	14:40:28	14:45:45	00:05:17	2204 CRAFTON BLVD	1914	No Patient Found
9/23/2020	E1	06:28:16	06:32:55	00:04:39	29 PARKE ST	1914	AGH
9/23/2020	E1	12:57:04	12:59:38	00:02:34	25 E CRAFTON AVE #609; 609	1914	VA Oakland
9/23/2020	E2	19:15:24	19:19:20	00:03:56	1215 FOSTER AVE #502; 502	1914	No Patient Found
9/24/2020	E2	13:09:49	13:16:50	00:07:01	71 WARREN ST	1915	Heritage Valley - Kennedy
9/24/2020	E2	17:03:06	17:11:00	00:07:54	25 E CRAFTON AVE #309; 309	1909	Heritage Valley - Kennedy
9/24/2020	E3	20:39:43	20:44:22	00:04:39	45 HOME AVE	1914	No Patient Found
9/25/2020	E1	12:29:34	12:34:51	00:05:17	401 HARRIS AVE	1914	AGH
9/26/2020	E1	04:25:59	04:30:22	00:04:23	203 W STEUBEN ST	1914	Heritage Valley - Kennedy
9/26/2020	E4	12:10:49	12:12:57	00:02:08	25 E CRAFTON AVE #304; 304	1914	Refused
9/27/2020	E3	07:47:51	07:56:20	00:08:29	25 E CRAFTON AVE #304; 304	1914	AGH
9/27/2020	E2	09:45:22	09:49:05	00:03:43	101 E CRAFTON AVE	1914	Cancelled
9/27/2020	E1	19:06:37	19:12:00	00:05:23	41 DIVISION ST	1914	Presby
9/27/2020	E2	19:37:02	19:37:41	00:00:39	42 BALDWICK RD	1902	Mercy
9/27/2020	E2	23:23:40	23:33:07	00:09:27	25 E CRAFTON AVE #214; 214	1915	St. Clair
9/28/2020	E0	09:03:48	09:07:02	00:03:14	INGRAM AVE/NORTH DUANE AV	1903	Heritage Valley - Kennedy
9/28/2020	E1	23:28:17	23:36:42	00:08:25	23 JOHNSTON ST	1915	Mercy
9/29/2020	E1	11:36:55	11:37:43	00:00:48	1215 FOSTER AVE #713; 713	1914	Refused

6	E0	00:04:31	
17	E1	00:05:23	00:05:09
27	E2	00:05:35	00:05:16
8	E3	00:05:32	00:05:19
3	E4	00:03:22	00:05:13

Total Calls

61

E0	00:03:59	E2	00:05:51	E3	00:02:09
E0	00:07:45	E2	00:04:44	E3	00:03:56
E0	00:06:38	E2	00:10:33	E3	00:04:38
E0	00:01:54	E2	00:07:23	E3	00:05:15
E0	00:03:33	E2	00:04:10	E3	00:05:12
E0	00:03:14	E2		E3	00:09:58
E1	00:04:12	E2	00:05:43	E3	0:04:39
E1	00:07:17	E2	00:05:32	E3	0:08:29
E1	00:08:01	E2	00:09:10	E4	0:05:17
E1	00:06:08	E2	00:00:00	E4	0:02:40
E1	00:06:29	E2	00:05:23	E4	0:02:08
E1	00:04:37	E2	00:02:58		
E1	00:05:13	E2	00:07:28		
E1	00:04:42	E2	00:03:39		
E1	00:08:03	E2	00:04:39		
E1	00:05:18	E2	00:00:38		
E1	00:04:39	E2	00:10:15		
E1	00:02:34	E2	00:04:45		
E1	00:05:17	E2			
E1	00:04:23	E2	00:05:17		
E1	00:05:23	E2	00:03:56		
E1	00:08:25	E2	00:07:01		
E1	00:00:48	E2	00:07:54		
E2	00:09:27	E2	00:03:43		
E2	00:03:48	E2	00:00:39		

Code Enforcement Report September-October 2020: New Violations

	<u>ADDRESS</u>	<u>DESCRIPTION</u>	<u>STATUS</u>	<u>DATE OPEN</u>	<u>CODE</u>
1	THOMAS ST	Car parked in yard. 5 days.	Open	10/13/2020	IPMC 302.8
2	BARR AVE	Rental Reminder	New	10/14/2020	CC 90-11 SEC 112
3	DINSMORE AVE	Citations. Her porch is collapsing, the rear structure is unsafe, the materials are still piled up everywhere. Nuisance Property.	Open	9/29/2020	CC 131-2
4	CLEARVIEW AVE	Weeds again.	Open	10/1/2020	IPMC 302.4
5	THOMAS ST	two inoperable vehicles. 30 days.	Open	10/1/2020	IPMC 302.8
6	W STEUBEN ST	Trash all over/in islands and some in lot. 5 days. 5 days more Final.	Closed	9/22/2020	308.1
7	FOUNTAIN ST	3 inoperable vehicles. 30 days to remove.	Open	9/22/2020	IPMC 302.8

Code Enforcement Report September-October 2020: All Open Violations

	ADDRESS	DESCRIPTION	STATUS	OPENED	UPDATE
1	NOBLE AVE	Edge of the lots are super weedy. A warning letter needs to be sent. Giving 7 business days to fix. Reopened 8-25-2020. 5 days	Open	8/7/2018	9/7/2020
2	NOBLE AVE	Yard and tree line need to be weeded. Issued door hanger. Given until 8/15 to comply. Update 10/31 5 days. Rechecked leaves+snow will flatten this. No concern till next year. Reopened 08-25-2020. 5 days.	Open	8/8/2018	
3	DINSMORE AVE	Accumulation, of bulky and construction waste on porch and property. 10/19/2018 to comply. Citation issued. Progress! But not there yet. Fined by judge on 5/15. Begin over. 30 days. Same building debris. Citation. Reopened 6/1/2020	Open	9/7/2018	8/18/2020
4	WOODLAWN AVE	Bulk waste. 10 days. 12/12/2018. Still scattered trash. 7 days. Gave tenants notice. Reopened 8/9/2019. 10 days. Reopened 12-27-2019. 10 days. Reopened 8-13-2020	Open	11/26/2018	
5	front/ sides	Grass is high, weeds against garage tall. 5 days. Reopened 9/2/2020. 3 days.	Open	6/18/2019	
6	FOUNTAIN ST	Windows peeling in disrepair. Exterior walls in disrepair. Multiple extensions given. Final Notice Issued 8-25-2020. 30 days to comply.	Open	11/15/2019	2/3/2020
7	FOSTER AVE	Scattered trash and brush behind building & around property. Landscaping hose trip hazard. Garbage attracting vermin. 10 days. Citation written 1-30-2020. TRash behind and weeds re-growing. Second Citation for health hazard 7-9-2020.	Open	1/9/2020	1/22/2020
8	CLEARVIEW AVE	Accumulation of rubbish/building materials. 15 days to abate. Recheck not done. Final notice issued to owner & tenants. Tried to email owner but email didnt work. Second Final date issued.	Open	2/10/2020	3/9/2020
9	E CRAFTON AVE	Trash scattered. Building debris. 15 days. Rechecked 3-10-2020 Citation issued and withdrew. New citation for new wave of trash issues. 8-25-2020	Open	2/12/2020	3/9/2020

Code Enforcement Report September-October 2020: All Open Violations

27	MUELLER AVE	overgrown grass. not cut. final notice being sent to house and mortgage company. Clark's mail returned to us. No forwarding address.	Open	6/12/2020	6/25/2020
28	NOBLE AVE	Bulk Waste. Half gone. 7 more days final.	Open	6/18/2020	7/6/2020
29	NOBLE AVE	Sidewalk structure in disrepair. 15 days. Citation 8-25-2020	Open	6/18/2020	7/15/2020
30	WARREN ST	bushes obstructing view.	Open	6/24/2020	7/13/2020
31	LAWSON AVE	Sidewalk impassable. 30 days. 15 Days Final. Sending to different address. 10 days to abate.	Open	6/25/2020	8/14/2020
32	DINSMORE AVE	Home replacarded and condemned. Rear lock found compromised--someone has been breaking in.	Open	6/26/2020	
33	UNION AVE	Inoperable vehicles--trucks in driveway. 30 days. One truck left. Citation 10-14-2020	Open	7/2/2020	8/20/2020
34	UNION AVE	Peeling paint on decorative features and window frames, gaping holes where porch roof needs attached or closed. 60 days. Citation 10-14-2020	Open	7/2/2020	10/1/2020
35	UNION AVE	Porch unfinished/in disrepair. 60 days to complete. Citation issued 10-14-2020	Open	7/2/2020	10/1/2020
36	MUELLER AVE	inoperable vehicle. 30 days.	Open	7/2/2020	8/7/2020
37	PROMENADE ST	box gutters rusty/in disrepair. reattached. owner assures me they are planning on doing hanging gutters and to recheck with her in November.	Open	7/8/2020	8/24/2020
38	CRAFTON BLVD	Sidewalk completely obstructed. 30 days.	Open	7/10/2020	8/26/2020
39	CRAFTON BLVD	overgrowth of weeds onto sidewalk. 30 days.	Open	7/10/2020	8/26/2020
40	BRADFORD AVE	Citation for weeds.	Open	7/20/2020	
41	W STEUBEN ST	Potholes. 30 days. 10 Days final. Working with other owners on a resolution for maintenance.	Open	7/20/2020	9/4/2020
42	CRAFTON INGRAM SHOPPING CTR	Parking lot in disrepair. 30 days.	Open	7/20/2020	9/4/2020
43	LAWSON AVE	Wall in disrepair.	Open	7/23/2020	10/15/2020
44	LAWSON AVE	Steps in gross disrepair. 60 days.	Open	7/23/2020	10/15/2020
45	CLEARVIEW AVE	Wall in disrepair. 30 days. 15 days final.Owner died. Son said he is looking for a contractor but weather might limit it. Said I would get back to him Nov 26th	Open	7/23/2020	9/9/2020

Code Enforcement Report September-October 2020: All Open Violations

73	DINSMORE AVE	Citations. Her porch is collapsing, the rear structure is unsafe, the materials are still piled up everywhere. Nuisance Property.	Open	9/29/2020	
74	THOMAS ST	two inoperable vehicles. 30 days.	Open	10/1/2020	11/23/2020
75	CLEARVIEW AVE	Weeds again.	Open	10/1/2020	10/12/2020
76	E CRAFTON AVE	Vacancy form sent 9-21-2020 and due 10-21-2020. Form received.	Open	10/13/2020	
77	THOMAS ST	Car parked in yard. 5 days.	Open	10/13/2020	10/23/2020
78	AFTON AVE	Notice sent 9-18-2020. Due by Oct 7th.	Open		
79	MIDDLE ST	Registration packet sent September 21st. Due 10-20-2020	Open		
80	MUELLER AVE	Paperwork sent 9-21-2020 and due 10-21-2020	Open		
81	CLEARVIEW AVE	Notice sent 9-21-2020 and due 10-21-2020	Open		
82	BARR AVE	Registration sent 9-21-2020 and due 10-21-2020	Open		
83	Baldwick	Registration sent 9-21-2020 and due 10-21-2020	Open		
84	2016 CRAFTON BLVD	Emailed the form to POA for owner 9-29-2020 with a date to register by Oct 20th.	Open		

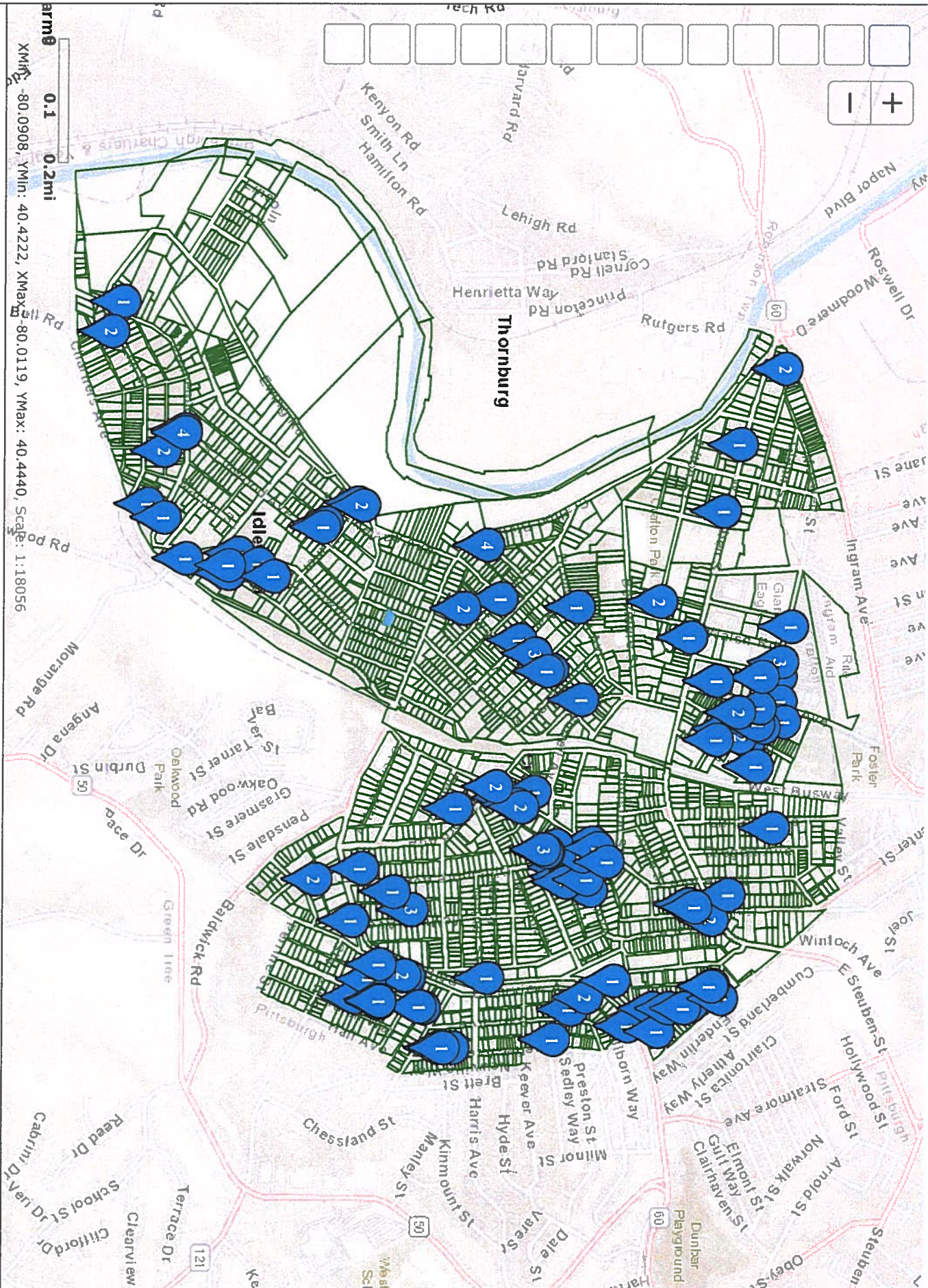
Parcel Seal
 Go to
 Clear Local

ASSET
PROPERTY
 Filter
 CENTRAL
 Reports

Contractor
 Inspector
 Schedule

Park
 Schedule

Per...
 X
 Con
 Occ



Export to Excel
 Export to PDF

Parcels
 View by Status - Open
 Code Enforcement - Code Enforcement

Vacant Property List

58 Baldwick (owners contact info is current) I could condemn this for no utilities. It's location is a nightmare.

AWAITING REGISTRATION PAPERWORK

1528 Barr condemned (owner cannot be found)

1617 Barr (bought to be fixed up. No movement lately. This year's taxes unpaid) **AWAITING REGISTRATION PAPERWORK**

82 Belvidere (Bought by a flip scheme company. Taxes mostly current.) Mike says it is condemnable

536 Chess (was being fixed up. Work appears to have stopped. **Taxes paid**) **AWAITING REGISTRATION PAPERWORK**

237 Clearview (no tenants for 6 months. taxes unpaid for 2020) **AWAITING REGISTRATION PAPERWORK**

146 E Crafton (being fixed up slowly **taxes current**) **REGISTERED**

129 Dinsmore condemned (owned by a dead person)

22 Fountain condemned (owned by a dead person)

11 Fountain condemned (condemned due to unlivable conditions. I condemned it. Had to vacate owner. Owner has insufficient funds to do anything with it)

64 S Grandview condemned (owned by a dead person the kids never switched the deed; back taxes; Don has sent notices; no reply)

47 Home condemned (owner is selling it once her granddaughter's stuff is out.)

97 N Linwood (owner wont do anything with it. Neighbors might buy it through the side yard program. UPDATE: Neighbors are applying through SYP and it is up for sale..) Is condemnable.

21 Middle (**taxes paid**. Owner lives next door is elderly. Total waste of a house.) **AWAITING REGISTRATION PAPERWORK**

422 Mueller vacant for a year (owners abandoned it. **Someone is paying taxes on it** though maybe the bank.) **AWAITING REGISTRATION PAPERWORK**

98 Noble (owners are sitting on it for no apparent reason. UPDATE: Owners are selling it. **Taxes paid**.) **REGISTERED**

3/5 Stanwood (condemned; bought; being rehabbed)

36 W Steuben (been for sale forever. **Taxes paid**.)

219 W Steuben (bought and partially fixed up. Work has stopped for a while. **Taxes Paid**) **AWAITING REGISTRATION PAPERWORK**

11 Taylor (bought; being rehabbed)

35 Taylor (vacancy time unknown. Utilities off. Taxes unpaid)

37 Thomas (owned by dead people but **some of the taxes are current** because the daughter paid them.)

38 Thomas (owner mildly involved but lives out of state. **Taxes paid**.) No utilities I could condemn it. **AWAITING REGISTRATION PAPERWORK**

1 Union (the kids "take care" of it but the dad is not there. **Taxes paid**) **AWAITING REGISTRATION PAPERWORK**

Building Inspection Report

September 2020

September Reports Received

(Attached)

Building Inspection Underwriters	✓
Allegheny County R/E Transfer	✓

Certificates & Permits Issued

September 2020

Rental Inspection Certificates Issued	3
Zoning Use/Occupancy Certificates Issued	8
Building/Zoning Permits Issued	4



CRAFTON PUBLIC LIBRARY COUNCIL REPORT OCTOBER 2020

SEPTEMBER VIRTUAL ENGAGEMENT

POST	POSTS	REACH	CLICKS/ACTIONS	VIDEO VIEWS
Google Doodle Share	96	3		
Crafton's Crafters - Guernsey	138	11		
LYL Cover Photo	206	7		
LYL Promo	316	35		
LYL Mini Golf Fundraiser Promo	302	20		
LIYLR 22 - The New LiBEARian	385	54	144	88
LIYLR 22 - Head, Shoulders, Knees, and Toes	151	7	70	26
New Children's Room	281	80		
Virutal Maker and Stem Resources Share	116	1		
Labor Day Closure Annoucement	167	10		
Grandparent's Day Closure	110	3		
Crafton's Crafters - Little Women	252	21		
LIYLR 23 - Don't Let the Pigeon Drive the Bus	227	43	92	48
LIYLR 23 - Wheels on the Bus	904	34	106	41
September BINGO Card	122	7		
Crafton's Crafters	354	24		
LIYLR 24 - Our Library	475	41	125	60
LIYLR 24 - Top and Bottom Handwashing	153	6	50	14
Halfway Through LYL Month	245	14		
Ghillie Kennedy Photo	559	58		
Crafton's Crafters	180	11		
LYL Month Almost Over	958	32		
LIYLR 25 - Swarm of Bees	585	22	219	90
LIYLR 25 - Baby Bumblebee	308	37	137	47
Three Days left in LYL Month	368	18		
Crafton's Crafters - The Very Hungry Caterpillar	396	24		
Last Day of LYL Month	343	15		
LIYLR 26 - The Very Busy Spider	131	12	44	20
LIYLR 26 - Old MacDonald	143	5	44	19
Crafton's Crafters - Dracula	167	12		
VIRTUAL TOTALS	9,138	667	1,031	453

SEPTEMBER TEEN DISCORD PROGRAMS

DATE	PROGRAM	ATTENDEES
9/1	Hangout Hour	2
9/3	Anime Club	3
9/8	Hangout Hour: Art	2
9/10	Anime Club	4
9/15	Hangout Hour: Art	2
9/17	Anime Club	2
9/21	Hangout Hour: Gaming	2
9/24	Anime Club	3
9/28	Hangout Hour	2
TEEN TOTALS		22

SEPTEMBER CIRCULATION

CIRCULATION	Percent	Quantity
Adult Books	38.2 %	349
Adult Media	14.4 %	132
YA Books	7.0 %	64
Children & Middle Grade Books	38.6 %	353
Children & Middle Grade Media	1.8 %	16
CIRCULATION TOTALS	100 %	914