

BOROUGH OF CRAFTON
TREASURER'S REPORT
August 31, 2022

DEMAND DEPOSITS

General Fund - Huntington - 5894	2,483,857.76
Liquid Fuels Fund	241,219.69
Sewer Fund - Huntington - 5917	490,810.02
Capital Projects Reserve Fund - Huntington - 5865	1,000.00
Capital Projects Bond Fund- Huntington - 1480	140,150.84
Crafton Celebrates - Huntington - 1493	17,404.58
Total Demand Deposits	3,374,442.89

INVESTMENTS

Huntington MMax - General - 3168	863,521.95
Huntington MMax - Sewer - 3408	1,340,539.17
Capital Projects Bond Fund-MMax - Huntington - 2524	4,873,058.63
PNC DB Trust Police Pension	159,808.26
PNC DB Trust Employee Pension	-
Huntington Employee Pension	1,763,849.71
Huntington Police Pension	5,471,715.06
Total Investments	14,472,492.78

TOTAL DEMAND DEPOSITS AND INVESTMENT ACCOUNTS

17,846,935.67



Annette M. Lherbier, Treasurer

**BOROUGH OF CRAFTON
TREASURER'S REPORT
September 30, 2022**

DEMAND DEPOSITS

General Fund - Huntington - 5894	2,676,629.39
Liquid Fuels Fund	241,284.12
Sewer Fund - Huntington - 5917	620,000.89
Capital Projects Reserve Fund - Huntington - 5865	1,000.00
Capital Projects Bond Fund- Huntington - 1480	140,188.28
Crafton Celebrates - Huntington - 1493	17,409.23
Total Demand Deposits	3,696,511.91

INVESTMENTS

Huntington MMax - General - 3168	863,521.96
Huntington MMax - Sewer - 3408	1,341,677.71
Capital Projects Bond Fund-MMax - Huntington - 2524	4,732,456.43
PNC DB Trust Police Pension	-
PNC DB Trust Employee Pension	-
Huntington Employee Pension	1,524,089.40
Huntington Police Pension	4,804,552.37
Total Investments	13,266,297.87

TOTAL DEMAND DEPOSITS AND INVESTMENT ACCOUNTS

16,962,809.78



Annette M. Lherbier, Treasurer

Crafton Borough

Profit & Loss Budget vs. Actual

January through September 2022

	Jan - Sep 22	Budget	\$ Over Budget	% of Budget
Income				
3000 · Real Estate Taxes				
3001 · Real Estate - Current	1,587,290.65	1,700,000.00	-112,709.35	93.4%
3005 · Real Estate - Prior year	23,965.90	8,500.00	15,465.90	282.0%
3010 · Real Estate - Delinquent	33,297.63	65,000.00	-31,702.37	51.2%
3015 · Real Estate - Penalty & Int.	2,891.63	2,000.00	891.63	144.6%
3020 · R/E Delinq. P&I	13,845.06	30,000.00	-16,154.94	46.2%
Total 3000 · Real Estate Taxes	1,661,290.87	1,805,500.00	-144,209.13	92.0%
3030 · Road Taxes				
3031 · Road Tax - Current	627,086.43	615,000.00	12,086.43	102.0%
3035 · Road Tax - Prior	21,440.56	20,000.00	1,440.56	107.2%
3040 · Road Tax - Penalty & Int.	2,828.50	5,000.00	-2,171.50	56.6%
Total 3030 · Road Taxes	651,355.49	640,000.00	11,355.49	101.8%
3050 · Act 511 Taxes				
3051 · Real Estate Transfer Tax	104,147.87	110,000.00	-5,852.13	94.7%
3053 · EIT - Current	463,886.66	610,000.00	-146,113.34	76.0%
3056 · EIT - Prior	254,447.96	285,000.00	-30,552.04	89.3%
3059 · EIT - Delinquent	358.10	7,500.00	-7,141.90	4.8%
3062 · EIT - Penalty & Interest	1,222.89	500.00	722.89	244.6%
3065 · EIT - Delinq. - Penalty & Int.	0.00	1,500.00	-1,500.00	0.0%
3068 · Mercantile - Current	71,895.33	90,000.00	-18,104.67	79.9%
3074 · Mercantile - Penalty & Int.	615.22	100.00	515.22	615.2%
3077 · Business Priviledge - Current	51,421.52	60,000.00	-8,578.48	85.7%
3080 · Business Priviledge P&I	247.16	100.00	147.16	247.2%
3083 · Local Service Tax - Current	38,823.87	45,000.00	-6,176.13	86.3%
3086 · Local Svc Tax P&I	0.00	100.00	-100.00	0.0%
Total 3050 · Act 511 Taxes	987,066.58	1,209,800.00	-222,733.42	81.6%
3090 · Sewer Fees				
3091 · Sewer Fees - Current	1,635,897.10	2,380,000.00	-744,102.90	68.7%
3093 · Sewer Fees - Delinq.	23,256.60	15,000.00	8,256.60	155.0%
3095 · Alcosan Billing Reimb.	7,597.80	7,500.00	97.80	101.3%
3097 · Sewer Fees - Penalty & Int.	13,937.30	9,000.00	4,937.30	154.9%
3099 · Sewer Tap In Fees	0.00	1,500.00	-1,500.00	0.0%
Total 3090 · Sewer Fees	1,680,688.80	2,413,000.00	-732,311.20	69.7%
3100 · Business Licenses & Permits				
3101 · Soliciting Permits	0.00	500.00	-500.00	0.0%
3105 · Mechanical Devices	6,000.00	2,000.00	4,000.00	300.0%
3110 · Cable Franchise Fees	66,708.56	90,000.00	-23,291.44	74.1%
3115 · Business Licenses	1,760.00	2,000.00	-240.00	88.0%
Total 3100 · Business Licenses & Permits	74,468.56	94,500.00	-20,031.44	78.8%
3150 · Non-Business Licenses & Permits				
3151 · Street Openings	4,798.00	3,500.00	1,298.00	137.1%
3155 · Street Pole Permits	200.00	100.00	100.00	200.0%
3160 · Truck Parking Permits	165.00	200.00	-35.00	82.5%
Total 3150 · Non-Business Licenses & Permits	5,163.00	3,800.00	1,363.00	135.9%
3170 · Fines & Forfeits				
3171 · Fines - Magistrate/County	11,447.55	30,000.00	-18,552.45	38.2%
3175 · Code Ordinance Violations	1,529.93	3,000.00	-1,470.07	51.0%
3180 · M/Veh. Violations/State Police	1,587.49	2,000.00	-412.51	79.4%
Total 3170 · Fines & Forfeits	14,564.97	35,000.00	-20,435.03	41.6%
3200 · Interest, Rents & Royalties				
3201 · Interest on Investments	14,913.04	5,200.00	9,713.04	286.8%
3205 · Rental Income	20,116.80	26,060.00	-5,943.20	77.2%
Total 3200 · Interest, Rents & Royalties	35,029.84	31,260.00	3,769.84	112.1%

Crafton Borough
Profit & Loss Budget vs. Actual
January through September 2022

	Jan - Sep 22	Budget	\$ Over Budget	% of Budget
3220 · State Grant Proceeds				
3221 · Grant - Act 101 Recycling	6,571.52	5,000.00	1,571.52	131.4%
3223 · Liquid Fuels Grant	165,538.78			
3225 · Grant - Miscellaneous	303,880.18	327,970.00	-24,089.82	92.7%
Total 3220 · State Grant Proceeds	475,990.48	332,970.00	143,020.48	143.0%
3240 · State Shared Revenues & Entitle				
3241 · PURTA	0.00	3,000.00	-3,000.00	0.0%
3245 · Liquor Licenses	1,000.00	1,000.00	0.00	100.0%
3250 · Pension State Aid	107,450.62	140,000.00	-32,549.38	76.8%
3255 · Foreign Fire Fund	31,357.33	27,000.00	4,357.33	116.1%
3260 · Act 13 Impact Fee	1,115.69	1,000.00	115.69	111.6%
Total 3240 · State Shared Revenues & Entitle	140,923.64	172,000.00	-31,076.36	81.9%
3270 · County Shared Revenue & Grants				
3271 · 1% Sale Tax (RAD)	189,196.49	185,000.00	4,196.49	102.3%
3275 · Grants - Other	0.00	1,793,350.00	-1,793,350.00	0.0%
Total 3270 · County Shared Revenue & Grants	189,196.49	1,978,350.00	-1,789,153.51	9.6%
3290 · Intergov. Contract Services				
3291 · Police Services - Thornburg	75,946.05	101,261.00	-25,314.95	75.0%
3295 · Fire Protection Services	11,375.06	8,500.00	2,875.06	133.8%
Total 3290 · Intergov. Contract Services	87,321.11	109,761.00	-22,439.89	79.6%
3300 · Departmental Earnings				
3305 · Hearing Fees - Zoning/Planning	0.00	1,000.00	-1,000.00	0.0%
3310 · Sale of Accident Reports	925.00	1,500.00	-575.00	61.7%
3312 · Comm. Fire Inspection Fees	0.00	5,000.00	-5,000.00	0.0%
3315 · Crossing Guard Reimb.	31,946.63	45,000.00	-13,053.37	71.0%
3320 · Permits - Build/Elec/Plub/Mech	19,896.09	10,000.00	9,896.09	199.0%
3325 · Permits - Occupancy	10,385.00	8,000.00	2,385.00	129.8%
3330 · Permits - Other Code Enforce.	1,220.00	500.00	720.00	244.0%
3335 · Permits - Zoning Use	3,545.00	5,000.00	-1,455.00	70.9%
3337 · Police Application Fees	0.00	500.00	-500.00	0.0%
3340 · Rental Inspection Fee	5,395.00	6,000.00	-605.00	89.9%
3345 · Reimburse - P/D OT Detail	0.00	5,000.00	-5,000.00	0.0%
3350 · Reimburse - Drug Task Force OT	265.04	3,000.00	-2,734.96	8.8%
3355 · PennDot Snow Removal	0.00	7,500.00	-7,500.00	0.0%
Total 3300 · Departmental Earnings	73,577.76	98,000.00	-24,422.24	75.1%
3370 · Sanitation Fees				
3371 · Garbage Collection - Current	511,190.97	585,000.00	-73,809.03	87.4%
3375 · Jordan - Refuse Bill Fee	8,350.00	8,500.00	-150.00	98.2%
3380 · Garbage Collection - Delinq.	51,522.18	65,000.00	-13,477.82	79.3%
3385 · Garbage Collection - P&I	3,214.49	3,000.00	214.49	107.1%
3390 · Garbage Collect. - Delinq. P&I	12,326.03	18,000.00	-5,673.97	68.5%
Total 3370 · Sanitation Fees	586,603.67	679,500.00	-92,896.33	86.3%
3400 · Recreation Fees				
3401 · Miniature Golf Pay to Play	0.00	200.00	-200.00	0.0%
3405 · Park Shelter Rental Fee	9,037.50	2,500.00	6,537.50	361.5%
3410 · Community Room Rental Fee	5,760.00	2,000.00	3,760.00	288.0%
3415 · Pool Passes	52,665.00	35,000.00	17,665.00	150.5%
3420 · Pool General Admission	46,736.53	40,000.00	6,736.53	116.8%
3425 · Swimming Lessons	4,780.00	5,000.00	-220.00	95.6%
3430 · Pool/Mini Golf Rentals	5,040.00	5,000.00	40.00	100.8%
3435 · AquaRobics/Volleyball	2,185.00	500.00	1,685.00	437.0%
3440 · Chair Rentals	712.00	1,000.00	-288.00	71.2%
3445 · Sale of Wood Chips/Compost	175.00			
3450 · Pool Concessions	23,375.29	25,000.00	-1,624.71	93.5%
3460 · Fundraising	5,222.44	3,000.00	2,222.44	174.1%

Crafton Borough Profit & Loss Budget vs. Actual January through September 2022

	Jan - Sep 22	Budget	\$ Over Budget	% of Budget
Total 3400 · Recreation Fees	155,688.76	119,200.00	36,488.76	130.6%
3470 · Misc. Revenues				
3471 · Insurance Dividends	62,960.03	50,000.00	12,960.03	125.9%
3474 · Military Banner Receipts	915.00	1,500.00	-585.00	61.0%
3477 · Sale of Fixed Assets	0.00	7,500.00	-7,500.00	0.0%
3480 · Compensation of Fixed Assets	21,840.71	2,500.00	19,340.71	873.6%
3483 · Refunds of Current Exp.	0.00	2,000.00	-2,000.00	0.0%
3484 · Refunds of Prior Exp.	0.00	500.00	-500.00	0.0%
3486 · Other Income	15,824.80	500.00	15,324.80	3,165.0%
3489 · Crafton Celebrates	0.00	25,000.00	-25,000.00	0.0%
Total 3470 · Misc. Revenues	101,540.54	89,500.00	12,040.54	113.5%
3500 · Fiduciary Funds				
3501 · Police Pension Contribution	21,572.21	45,000.00	-23,427.79	47.9%
Total 3500 · Fiduciary Funds	21,572.21	45,000.00	-23,427.79	47.9%
3600 · Capital Expenditure Grants				
3609 · ALCOSAN Grow Grant	950,674.81			
Total 3600 · Capital Expenditure Grants	950,674.81			
Total Income	7,892,717.58	9,857,141.00	-1,964,423.42	80.1%
Gross Profit	7,892,717.58	9,857,141.00	-1,964,423.42	80.1%
Expense				
Building, Planning & Zoning				
4045 · Bldg. Permit - DCED	0.00	200.00	-200.00	0.0%
4050 · Bldg. Permit - Inspection Fees	12,447.00	5,000.00	7,447.00	248.9%
4160 · Demolition - Blight Prop.	0.00	25,000.00	-25,000.00	0.0%
4480 · Public Nuisance Remediation	82.10			
4775 · ZHB - Court Reporter/Sec'y	0.00	500.00	-500.00	0.0%
4780 · ZHB - Legal Services	0.00	1,200.00	-1,200.00	0.0%
4785 · ZHB - Office Expense	0.00	200.00	-200.00	0.0%
Total Building, Planning & Zoning	12,529.10	32,100.00	-19,570.90	39.0%
Capital Expenses				
4080 · Capital Expense	109,209.68	249,040.00	-139,830.32	43.9%
4125 · Construction - General	2,828,995.64	3,834,957.00	-1,005,961.36	73.8%
4235 · Major Purchase	56,613.60	32,500.00	24,113.60	174.2%
Total Capital Expenses	2,994,818.92	4,116,497.00	-1,121,678.08	72.8%
Community Outreach & Developmen				
4000 · Advertising & Promotions	0.00	5,000.00	-5,000.00	0.0%
4020 · Annual Contributions	91,500.03	122,000.00	-30,499.97	75.0%
4035 · Backflow Prevention	0.00	8,000.00	-8,000.00	0.0%
4165 · Design & Mobility Improvements	3,962.57	30,000.00	-26,037.43	13.2%
4420 · Newsletter Expense	4,291.12	14,000.00	-9,708.88	30.7%
Total Community Outreach & Developmen	99,753.72	179,000.00	-79,246.28	55.7%
Contract Services				
4015 · Animal Control	2,400.00	4,000.00	-1,600.00	60.0%
4135 · Janitorial	7,817.76	10,000.00	-2,182.24	78.2%
4280 · Garbage Contract	396,800.10	530,000.00	-133,199.90	74.9%
4440 · Payroll Contract	8,716.78	7,500.00	1,216.78	116.2%
4495 · Recycling Contract	63,544.50	85,000.00	-21,455.50	74.8%
Total Contract Services	479,279.14	636,500.00	-157,220.86	75.3%
Debt Services				
4305 · Interest - Bond	110,575.00	221,150.00	-110,575.00	50.0%
4310 · Interest - Equipment-Vehicles	18,428.93	7,470.00	10,958.93	246.7%
4315 · Interest - PENNVEST	15,016.74	13,995.00	1,021.74	107.3%
4460 · Principal - Bond	0.00	100,000.00	-100,000.00	0.0%

Crafton Borough Profit & Loss Budget vs. Actual January through September 2022

	Jan - Sep 22	Budget	\$ Over Budget	% of Budget
4465 · Principal - Equipment-Vehicles	160,411.25	89,960.00	70,451.25	178.3%
4470 · Principal - PENNVEST	71,149.89	100,895.00	-29,745.11	70.5%
Total Debt Services	375,581.81	533,470.00	-157,888.19	70.4%
Employee Withholdings & Benefit				
4270 · FSA	4,756.55	9,500.00	-4,743.45	50.1%
4285 · Hospitalization	202,257.36	332,500.00	-130,242.64	60.8%
4290 · HRA	10,969.26	15,000.00	-4,030.74	73.1%
4365 · Life, Accident & STD	7,324.56	10,500.00	-3,175.44	69.8%
4450 · Police Pension Contrib.	21,572.21	41,736.00	-20,163.79	51.7%
4505 · Court Appearances	1,550.00	3,500.00	-1,950.00	44.3%
4515 · Travel & Parking Reimbursements	0.00	4,000.00	-4,000.00	0.0%
4640 · Social Security	109,998.37	149,000.00	-39,001.63	73.8%
4683 · Travel Expense	0.00	500.00	-500.00	0.0%
4690 · Unemployment Compensation	25,899.21	26,300.00	-400.79	98.5%
4765 · Worker's Comp.	60,742.58	102,950.00	-42,207.42	59.0%
4770 · Worker's Comp. - School Guards	4,357.77	7,500.00	-3,142.23	58.1%
Total Employee Withholdings & Benefit	449,427.87	702,986.00	-253,558.13	63.9%
Engineering Services				
4180 · Engineering - Consent Order	176,451.57	100,000.00	76,451.57	176.5%
4185 · Engineering - Demolition	8,729.95	20,000.00	-11,270.05	43.6%
4190 · Engineering - Design	148,033.79			
4195 · Engineering - General	156,372.42	988,000.00	-831,627.58	15.8%
4200 · Engineering - GIS Mapping	340.98			
4205 · Engineering - GLG	3,342.75			
4210 · Engineering - Inspection	277,247.23	35,000.00	242,247.23	792.1%
4215 · Engineering - Retainer	900.00	1,200.00	-300.00	75.0%
4220 · Engineering - Roads	25,629.13	25,000.00	629.13	102.5%
Total Engineering Services	797,047.82	1,169,200.00	-372,152.18	68.2%
Insurance, Bond & Surety				
4060 · Bonds - Admin. Staff	951.00	1,000.00	-49.00	95.1%
4065 · Bonds - Property Tax Collector	544.00	600.00	-56.00	90.7%
4300 · Insurance - Liability/Property	93,865.58	90,000.00	3,865.58	104.3%
4475 · Property Loss/Insurance Claims	26,808.54	11,000.00	15,808.54	243.7%
Total Insurance, Bond & Surety	122,169.12	102,600.00	19,569.12	119.1%
Operating Expenses				
4002 · Public Notices	4,009.85	7,500.00	-3,490.15	53.5%
4010 · Ammunition	401.21	1,500.00	-1,098.79	26.7%
4095 · Civil Service Commission	121.55	3,000.00	-2,878.45	4.1%
4100 · Communications	39,171.79	36,500.00	2,671.79	107.3%
4115 · Computer Expense	721.97	13,500.00	-12,778.03	5.3%
4120 · Concession Stand Supplies	14,219.28	15,000.00	-780.72	94.8%
4170 · Drug & Alcohol Testing	1,688.10	1,200.00	488.10	140.7%
4240 · Minor Purchase	20,222.40	42,500.00	-22,277.60	47.6%
4245 · Equipment Rental	10,816.49	14,000.00	-3,183.51	77.3%
4275 · Fuel Expense	44,184.11	52,445.00	-8,260.89	84.2%
4320 · IT Expenses	12,352.70	17,500.00	-5,147.30	70.6%
4360 · Licenses & Permits	6,656.00	3,300.00	3,356.00	201.7%
4395 · Meetings, Conferences, Training	8,330.08	62,000.00	-53,669.92	13.4%
4405 · Misc. Expenses	6,652.21	18,000.00	-11,347.79	37.0%
4425 · Office Supplies/Postage	6,180.23	11,800.00	-5,619.77	52.4%
4445 · Physicals	0.00	2,500.00	-2,500.00	0.0%
4490 · Recodify Boro Ordinances	315.00	2,500.00	-2,185.00	12.6%
4610 · Service Charge	3,979.92			
4625 · Shade Tree Health Maintenance	31,060.00	35,000.00	-3,940.00	88.7%
4635 · Small Tools	2,637.95	15,000.00	-12,362.05	17.6%
4650 · Subscriptions/Memberships	39,640.61	50,830.00	-11,189.39	78.0%
4655 · Custodial Supplies	4,046.50	14,750.00	-10,703.50	27.4%
4660 · Operating Supplies	7,414.08	8,000.00	-585.92	92.7%
4695 · Uniforms	10,726.32	19,000.00	-8,273.68	56.5%
4700 · Uniforms - Crossing Guards	144.27	500.00	-355.73	28.9%

Crafton Borough Profit & Loss Budget vs. Actual January through September 2022

	Jan - Sep 22	Budget	\$ Over Budget	% of Budget
4730 · Video Recording Devices	0.00	8,000.00	-8,000.00	0.0%
Total Operating Expenses	275,692.62	455,825.00	-180,132.38	60.5%
Pensions & Foreign Fire Relief				
4175 · Employee Pension Fund MMO	0.00	94,770.00	-94,770.00	0.0%
4265 · Foreign Fire Relief	31,357.33	27,000.00	4,357.33	116.1%
4455 · Police Pension Fund MMO	0.00	81,138.00	-81,138.00	0.0%
Total Pensions & Foreign Fire Relief	31,357.33	202,908.00	-171,550.67	15.5%
Professional Services				
4030 · Auditing Services	15,801.17	15,500.00	301.17	101.9%
4355 · Legal Services	44,747.03	52,500.00	-7,752.97	85.2%
4472 · Professional Consulting	49,000.32	32,500.00	16,500.32	150.8%
Total Professional Services	109,548.52	100,500.00	9,048.52	109.0%
Recreation & Culture				
4070 · Boro Gardens	0.00	500.00	-500.00	0.0%
4075 · Boro Tributes	176.41	250.00	-73.59	70.6%
4090 · Celebrates Fireworks	7,500.00	7,500.00	0.00	100.0%
4092 · Community Day	0.00	32,000.00	-32,000.00	0.0%
4150 · Crafton Performing Arts	0.00	250.00	-250.00	0.0%
4400 · Military Banners	934.90	1,500.00	-565.10	62.3%
4600 · Seasonal Decorations	0.00	500.00	-500.00	0.0%
4605 · Senior Dinner	0.00	3,000.00	-3,000.00	0.0%
4685 · Tree Plantings	0.00	10,000.00	-10,000.00	0.0%
Total Recreation & Culture	8,611.31	55,500.00	-46,888.69	15.5%
Refunds				
4110 · Facility Rental Deposits	4,600.00	1,500.00	3,100.00	306.7%
4375 · LST Refunds - Prior	0.00	500.00	-500.00	0.0%
4430 · Other Refunds - Prior	13.23	1,000.00	-986.77	1.3%
4485 · R/E Tax Refunds - Prior	2,819.68	2,000.00	819.68	141.0%
4500 · Refunds - Misc.	125.00	500.00	-375.00	25.0%
4615 · Service Tax Credit - EIT Refund	943.00	1,000.00	-57.00	94.3%
4620 · Service Tax Credit - R/E Refund	1,065.68			
4665 · Road Tax Refunds - Current	0.00	1,000.00	-1,000.00	0.0%
4670 · Road Tax Refunds - Prior	1,380.47	1,000.00	380.47	138.0%
Total Refunds	10,947.06	8,500.00	2,447.06	128.8%
Repairs & Maintenance				
4085 · Magistrate Bldg - Capital Impr.	4,000.00	2,500.00	1,500.00	160.0%
4130 · Contracted Services	3,840.00	15,000.00	-11,160.00	25.6%
4230 · Equip. Inspection & Testing	5,790.78	10,000.00	-4,209.22	57.9%
4520 · General Repair & Maintenance	83,152.63	53,800.00	29,352.63	154.6%
4525 · Repairs - Magistrate Bldg	129.56	3,500.00	-3,370.44	3.7%
4530 · Repairs - Equipment & Tools	10,281.25	18,300.00	-8,018.75	56.2%
4720 · Vehicle Maintenance	35,705.53	29,000.00	6,705.53	123.1%
Total Repairs & Maintenance	142,899.75	132,100.00	10,799.75	108.2%
Salary & Wages				
4140 · Wages - Overtime (Court)	35,022.80	50,000.00	-14,977.20	70.0%
4147 · Wages - Overtime (Training)	261.90			
4155 · Wages - Overtime (DANET)	0.00	4,000.00	-4,000.00	0.0%
4370 · Salary - Longevity	4,500.00	6,250.00	-1,750.00	72.0%
4545 · Salary - Full Time Staff	840,382.36	1,215,000.00	-374,617.64	69.2%
4550 · Salary - Assistant Manager	60,190.54	84,975.00	-24,784.46	70.8%
4552 · Salary - Bldg. Inspector	27,999.96	56,000.00	-28,000.04	50.0%
4555 · Salary - Chief	75,327.68	106,345.00	-31,017.32	70.8%
4560 · Salary - Council	3,400.00	8,400.00	-5,000.00	40.5%
4562 · Salary - Fire Marshal	0.00			
4565 · Salary - Manager	0.00	93,500.00	-93,500.00	0.0%
4570 · Salary - Mayor	1,350.00	1,800.00	-450.00	75.0%
4580 · Salary - P/W Foreman	49,865.60	68,745.00	-18,879.40	72.5%

Crafton Borough
Profit & Loss Budget vs. Actual
January through September 2022

	Jan - Sep 22	Budget	\$ Over Budget	% of Budget
4585 · Salary - Police Secretary	25,629.48	39,140.00	-13,510.52	65.5%
4590 · Salary - Property Tax Collector	340.00	480.00	-140.00	70.8%
4595 · Salary - Treasurer	2,125.00	3,000.00	-875.00	70.8%
4735 · Wages - Crossing Guards	55,727.58	94,500.00	-38,772.42	59.0%
4740 · Wages - Intern	734.50	10,000.00	-9,265.50	7.3%
4745 · Wages - Jail Guards	160.00	1,000.00	-840.00	16.0%
4750 · Wages - Overtime	39,441.99	35,000.00	4,441.99	112.7%
4751 · Wages - Overtime (Snow)	17,420.50	15,000.00	2,420.50	116.1%
4755 · Wages - Part Time	141,413.81	152,000.00	-10,586.19	93.0%
4760 · Wages - Seasonal Staff	50,263.16	30,000.00	20,263.16	167.5%
Total Salary & Wages	1,431,556.86	2,075,135.00	-643,578.14	69.0%
Storm Water & Sewer Treatment				
4005 · ALCOSAN Charges	599,016.93	1,280,000.00	-680,983.07	46.8%
4087 · CCTV	54,094.71	30,000.00	24,094.71	180.3%
4157 · Deficiency Corrections	28,026.57	473,920.00	-445,893.43	5.9%
4537 · Emergency Repairs - Sewers	0.00	25,000.00	-25,000.00	0.0%
Total Storm Water & Sewer Treatment	681,138.21	1,808,920.00	-1,127,781.79	37.7%
Streets & Roads				
4025 · Anti-Skid Materials	32,905.92	55,000.00	-22,094.08	59.8%
4380 · Material - Curbing Supplies	0.00	5,000.00	-5,000.00	0.0%
4385 · Material - Roads Supplies	2,607.61	10,000.00	-7,392.39	26.1%
4390 · Material - Stairs/Sidewalk Sup.	1,843.86	10,000.00	-8,156.14	18.4%
4536 · Road Paving Program	19,229.45	335,000.00	-315,770.55	5.7%
4538 · Road Paving - Prior Yr.	32,948.14			
4630 · Signs & Posts	4,581.97	5,000.00	-418.03	91.6%
Total Streets & Roads	94,116.95	420,000.00	-325,883.05	22.4%
Tax Collection & Billing Fees				
4040 · Jordan - Billing Fees	19,758.76	27,000.00	-7,241.24	73.2%
4325 · Jordan - Act 32 SW Tax District	13,225.26	15,000.00	-1,774.74	88.2%
4330 · Jordan - Act 511 Fees	4,388.58	8,000.00	-3,611.42	54.9%
4335 · Jordan - Liens/Rev./Sher. Sales	2,460.00	10,000.00	-7,540.00	24.6%
4340 · Jordan - R/E Tax Fees	954.53	7,500.00	-6,545.47	12.7%
4345 · Jordan - Delinq R/E Tax Fees	6,892.96	8,000.00	-1,107.04	86.2%
4350 · Jordan - TCF Fees	15,000.42	18,000.00	-2,999.58	83.3%
4415 · Jordan - Municipal Claims	16,939.01	2,500.00	14,439.01	677.6%
4417 · RAD Tax Payment	7,055.03	4,000.00	3,055.03	176.4%
Total Tax Collection & Billing Fees	86,674.55	100,000.00	-13,325.45	86.7%
Utilities & Public Services				
4295 · Hydrant Rental	17,702.28	23,300.00	-5,597.72	76.0%
4645 · Street Lighting Supplies	66,981.64	85,000.00	-18,018.36	78.8%
4675 · Traffic Signals Maintenance	1,866.00	5,000.00	-3,134.00	37.3%
4680 · Traffic Signals Supplies	2,641.30	6,500.00	-3,858.70	40.6%
4705 · Utilities	38,990.84	52,800.00	-13,809.16	73.8%
4710 · Utilities - District Magistrate	4,696.21	6,500.00	-1,803.79	72.2%
Total Utilities & Public Services	132,878.27	179,100.00	-46,221.73	74.2%
Total Expense	8,336,028.93	13,010,841.00	-4,674,812.07	64.1%
Net Income	-443,311.35	-3,153,700.00	2,710,388.65	14.1%

SEPTEMBER 2022

TAX COLLECTIONS REPORTS

Prepared and submitted by:

JORDAN TAX SERVICE, INC


- Act 511 Tax Collection Reports
 - Earned Income Tax Collection
 - Local Service Tax Collection
 - Business Privilege Tax Collection
 - Mercantile Tax Collection
- Trash Fee Collection Report
- Real Estate & Road Tax Collection Report
- Delinquent Collection Report

Crafton Borough
Year to Date Earned Income Tax
January through September 2022

	<u>Jan - Sep 22</u>	<u>Budget</u>	<u>\$ Over Bud...</u>	<u>% of Budget</u>
Income				
3050 · Act 511 Taxes				
3053 · EIT - Current	463,886.66	610,000.00	-146,113.34	76.0%
3056 · EIT - Prior	254,447.96	285,000.00	-30,552.04	89.3%
3062 · EIT - Penalty & Interest	1,222.89	500.00	722.89	244.6%
Total 3050 · Act 511 Taxes	<u>719,557.51</u>	<u>895,500.00</u>	<u>-175,942.49</u>	<u>80.4%</u>
Total Income	<u>719,557.51</u>	<u>895,500.00</u>	<u>-175,942.49</u>	<u>80.4%</u>
Gross Profit	<u>719,557.51</u>	<u>895,500.00</u>	<u>-175,942.49</u>	<u>80.4%</u>
Expense	<u>0.00</u>			
Net Income	<u><u>719,557.51</u></u>	<u><u>895,500.00</u></u>	<u><u>-175,942.49</u></u>	<u><u>80.4%</u></u>

CURRENT YEAR TO DATE DISTRIBUTIONS

	Resident Tax Amount	Non-Pen/Int Resident Tax Amount	Costs & Credits	Total Collections	Dist Year	Resident Tax Amount	Non-Pen/Int Resident Tax Amount	TCD Commission	Charges & Credits	Total Distribution
DELQ-14 Collections	6.50	0.00	0.00	9.00	2022	6.50	0.00	0.00	0.00	\$9.00
DELQ-15 Collections	120.00	0.00	0.00	160.00	2022	120.00	0.00	0.00	0.00	\$160.00
DELQ-16 Collections	34.50	0.00	0.00	45.00	2022	34.50	0.00	0.00	0.00	\$45.00
DELQ-17 Collections	434.00	0.00	0.00	595.00	2022	434.00	0.00	0.00	0.00	\$595.00
DELQ-18 Collections	520.67	0.00	0.00	646.17	2022	520.67	0.00	0.00	0.00	\$646.17
DELQ-19 Collections	1,858.05	0.00	0.00	2,201.05	2022	1,858.05	0.00	0.00	0.00	\$2,201.05
DELQ-20 Collections	1,445.66	0.00	0.00	1,618.66	2022	1,445.66	0.00	0.00	0.00	\$1,618.66
DELQ-21 Collections	401.94	0.00	0.00	408.69	2022	401.94	0.00	0.00	0.00	\$408.69
DELQ-22 Collections	0.00	0.00	0.00	1.22	2022	0.00	0.00	0.00	0.00	\$1.22
2013 Collections	69.50	0.00	0.00	93.00	2022	69.50	0.00	(1.68)	0.00	\$91.32
2014 Collections	60.08	0.00	0.00	60.08	2022	60.08	0.00	(1.08)	0.00	\$59.00
2015 Collections	(248.82)	0.00	0.00	(248.82)	2022	(248.82)	0.00	4.47	0.00	(\$244.35)
2016 Collections	(244.58)	0.00	0.00	(244.52)	2022	(244.58)	0.00	4.41	0.00	(\$240.11)
2017 Collections	(520.21)	0.00	0.00	(520.21)	2022	(520.21)	0.00	9.36	0.00	(\$510.85)
2018 Collections	78.57	0.00	0.00	160.55	2022	78.57	0.00	(2.60)	0.00	\$157.95
2018 Refunds	(29.00)	0.00	0.00	(29.00)	2022	(29.00)	0.00	0.00	0.00	(\$29.00)
2019 Collections	1,751.15	0.00	0.00	1,912.65	2022	1,751.15	0.00	(34.43)	0.00	\$1,878.22
2019 Refunds	(136.00)	0.00	0.00	(136.00)	2022	(136.00)	0.00	0.00	0.00	(\$136.00)
2020 Collections	4,313.22	0.00	0.00	4,390.72	2022	4,313.22	0.00	(75.87)	0.00	\$4,314.85
2020 Refunds	(1,344.00)	0.00	0.00	(1,344.00)	2022	(1,344.00)	0.00	0.00	0.00	(\$1,344.00)
2021 Collections	271,839.51	1,044.24	0.00	272,899.61	2022	271,839.51	1,044.24	(4,820.40)	0.00	\$268,079.21
2021 Refunds	(26,799.50)	0.00	0.00	(26,799.50)	2022	(26,799.50)	0.00	0.00	0.00	(\$26,799.50)
2022 Collections	462,008.65	1,669.51	0.00	463,678.16	2022	462,008.65	1,669.51	(8,307.44)	0.00	\$455,370.72
Current Year To Date	715,619.89	2,713.75	0.00	719,557.51	2022	715,619.89	2,713.75	(13,225.26)	0.00	\$706,332.25



Jordan Tax Service, Inc.

102 Rahway Road • McMurray, PA 15317-3349

(412) 835-5243 • Fax (412) 835-5244

(724) 731-2300 • Fax (724) 731-2398

www.jordantax.com

Tax & Record
Services

Municipal

Business

Individual

October 11, 2022

Borough of Crafton
Douglas Sample, Manager
Municipal Building
100 Stotz Avenue
Pittsburgh, PA 15205

Re: Local Services Tax Collections
Collection Summary Report
Aug. thru Sept., 2022

Detailed below are the Local Services Tax Collections remitted to the Borough for the Collection Period of August 1, 2022 through September 30, 2022:

<u>PERIOD</u>	<u>TAX</u>	<u>PEN & INT</u>	<u>TOTAL COLLECTIONS</u>	<u>YEAR TO DATE</u>
2020 and Prior	\$ -	\$ -	\$ -	\$ -
2021	32.04	-	32.04	13,040.66
2022	11,975.66	-	11,975.66	25,783.21
Total Collections	<u>12,007.70</u>	<u>-</u>	<u>12,007.70</u>	<u>38,823.87</u>
Refunds Issued	-	-	-	-
	<u>\$ 12,007.70</u>	<u>\$ -</u>		
Net Collections			<u>\$ 12,007.70</u>	<u>\$ 38,823.87</u>

Amounts Remitted:

<u>Date</u>	<u>Batch #</u>	<u>Amount</u>
09/15/22	48/13-22	\$ 12,007.70
		-

Total Deposited \$ 12,007.70

We have enclosed our invoice for services.

Very truly yours,
JORDAN TAX SERVICE, INC.

WILLIAM R. LINNERT, JR.


2:33 PM

10/20/22

Cash Basis

Crafton Borough
Local Service Tax Collection Report
January through September 2022

	<u>Jan - Sep 22</u>	<u>Budget</u>	<u>\$ Over Budget</u>	<u>% of ...</u>
Income				
3050 · Act 511 Taxes				
3083 · Local Service Tax - Current	38,823.87	45,000.00	-6,176.13	86.3%
3086 · Local Svc Tax P&I	0.00	100.00	-100.00	0.0%
Total 3050 · Act 511 Taxes	<u>38,823.87</u>	<u>45,100.00</u>	<u>-6,276.13</u>	<u>86.1%</u>
Total Income	<u>38,823.87</u>	<u>45,100.00</u>	<u>-6,276.13</u>	<u>86.1%</u>
Gross Profit	38,823.87	45,100.00	-6,276.13	86.1%
Expense	0.00			
Net Income	<u><u>38,823.87</u></u>	<u><u>45,100.00</u></u>	<u><u>-6,276.13</u></u>	<u><u>86.1%</u></u>



Jordan Tax Service, Inc.

102 Rahway Road • McMurray, PA 15317-3349

(412) 835-5243 • Fax (412) 835-5244

(724) 731-2300 • Fax (724) 731-2398

www.jordantax.com

Tax & Record
Services

Municipal

Business

Individual

October 11, 2022

Borough of Crafton
Douglas Sample, Manager
Municipal Building
100 Stotz Avenue
Pittsburgh, PA 15205

RE: Business Privilege Tax
Collection Summary Report
Aug. thru Sept., 2022

Detailed below are the Business Privilege Tax Collections remitted to the Borough for the Collection Period of August 1, 2022 through September 30, 2022:

<u>PERIOD</u>	<u>TAX</u>	<u>LICENSE</u>	<u>PEN & INT</u>	<u>TOTAL COLLECTIONS</u>	<u>YEAR TO DATE</u>
2020 and Prior	\$ 107.85	\$ 20.00	\$ 65.33	\$ 193.18	\$ 193.18
2021	69.00	10.00	-	79.00	334.82
2022	1,097.94	80.00	112.89	1,290.83	52,900.68
Total Collections	1,274.79	110.00	178.22	1,563.01	53,428.68
Refunds Issued	-	-	-	-	-
	<u>\$ 1,274.79</u>	<u>\$ 110.00</u>	<u>\$ 178.22</u>		
Net Collections				<u>\$ 1,563.01</u>	<u>\$ 53,428.68</u>

Amounts Remitted:

<u>Date</u>	<u>Batch #</u>	<u>Amount</u>
09/15/22	33/49/37/19-21	\$ 1,563.01
Total Deposited		<u>\$ 1,563.01</u>


We have enclosed our invoice for services.

Very truly yours,
JORDAN TAX SERVICE, INC.

WILLIAM R. LINNERT, JR.

Crafton Borough
Business Priviledge Collection Report
 January through September 2022

	Jan - Sep 22	Budget	\$ Over Budget	% of B...
Income				
3050 · Act 511 Taxes				
3077 · Business Priviledge - Current	51,421.52	60,000.00	-8,578.48	85.7%
3080 · Business Priviledge P&I	247.16	100.00	147.16	247.2%
Total 3050 · Act 511 Taxes	51,668.68	60,100.00	-8,431.32	86.0%
3100 · Business Licenses & Permits				
3115 · Business Licenses	1,760.00	2,000.00	-240.00	88.0%
Total 3100 · Business Licenses & Permits	1,760.00	2,000.00	-240.00	88.0%
Total Income	53,428.68	62,100.00	-8,671.32	86.0%
Gross Profit	53,428.68	62,100.00	-8,671.32	86.0%
Expense	0.00			
Net Income	53,428.68	62,100.00	-8,671.32	86.0%



Jordan Tax Service, Inc.

102 Rahway Road • McMurray, PA 15317-3349

(412) 835-5243 • Fax (412) 835-5244

(724) 731-2300 • Fax (724) 731-2398

www.jordantax.com

Tax & Record
Services

Municipal

Business

Individual

October 11, 2022

Borough of Crafton
Douglas Sample, Manager
Municipal Building
100 Stotz Avenue
Pittsburgh, PA 15205

RE: Mercantile Tax
Collection Summary Report
July thru Sept., 2022

Detailed below are the Mercantile Tax Collections remitted to the Borough for the Collection Period of July 1, 2022 through September 30, 2022:

<u>PERIOD</u>	<u>TAX</u>	<u>PEN & INT</u>	<u>TOTAL COLLECTIONS</u>	<u>YEAR TO DATE</u>
2020 and Prior	\$ 1,084.02	\$ -	\$ 1,084.02	\$ 1,084.02
2021	2,830.54	354.00	3,184.54	29,851.91
2022	14,728.84	162.00	14,890.84	41,574.62
	<u>\$ 18,643.40</u>	<u>\$ 516.00</u>		
Total Collections			<u>\$ 19,159.40</u>	<u>\$ 72,510.55</u>

Amounts Deposited:

<u>Date</u>	<u>Batch #</u>	<u>Amount</u>
09/15/22	25/32/31/31/33/34/32/33-34/24-26/09/14	\$ 19,159.40
		-

Total Deposited \$ 19,159.40


We have enclosed our invoice for services.

Very truly yours,
JORDAN TAX SERVICE, INC.

WILLIAM R. LINNERT, JR.

Crafton Borough
Mercantile Tax Collection Report
January through September 2022

	<u>Jan - Se...</u>	<u>Budget</u>	<u>\$ Over Budget</u>	<u>% of Bu...</u>
Income				
3050 · Act 511 Taxes				
3068 · Mercantile - Current	71,895.33	90,000.00	-18,104.67	79.9%
3074 · Mercantile - Penalty & Int.	615.22	100.00	515.22	615.2%
Total 3050 · Act 511 Taxes	<u>72,510.55</u>	<u>90,100.00</u>	<u>-17,589.45</u>	<u>80.5%</u>
Total Income	<u>72,510.55</u>	<u>90,100.00</u>	<u>-17,589.45</u>	<u>80.5%</u>
Gross Profit	72,510.55	90,100.00	-17,589.45	80.5%
Expense	0.00			
Net Income	<u><u>72,510.55</u></u>	<u><u>90,100.00</u></u>	<u><u>-17,589.45</u></u>	<u><u>80.5%</u></u>



Jordan Tax Service, Inc.

102 Rahway Road • McMurray, PA 15317-3349

(412) 835-5243 • Fax (412) 835-5244

(724) 731-2300 • Fax (724) 731-2398

www.jordantax.com

Tax & Record
Services

Municipal

Business

Individual

October 11, 2022

Borough of Crafton
Douglas Sample, Manager
Municipal Building
100 Stotz Avenue
Pittsburgh, PA 15205

RE: Trash Removal
Collection Summary Report
September, 2022

Detailed below are the 2022 Trash Removal Collections remitted to the Borough for the Month of September, 2022:

	<u>BILLING FEE</u>	<u>GARBAGE</u>	<u>TOTAL</u> <u>CURRENT PERIOD</u>	<u>YEAR TO DATE</u>
FACE TAX	\$ 40.00	\$ 6,771.45	\$ 6,811.45	\$ 520,689.63
Less: Discount	-	-	-	(18,825.00)
Plus: Penalty	-	203.55	203.55	1,754.30
Total Collections	\$ 40.00	\$ 6,975.00	\$ 7,015.00	\$ 503,618.93

Amounts Deposited:

<u>Date</u>	<u>Amount</u>
10/04/22	\$ 7,015.00
Total	7,015.00
Less: Refunds	-
Total Deposits	\$ 7,015.00

	<u>BILLING</u>	<u>GARBAGE</u>	<u>YEAR-TO-DATE</u>
FACE BALANCE 02/01/2022	\$ -	\$ (5,535.35)	\$ (5,535.35)
Add: Billing 02/02/2022	9,865.00	648,500.00	658,365.00
Add: Additions	5.00	550.00	555.00
Less: Deletions	(5.00)	(592.50)	(597.50)
ADJUSTED FACE BALANCE	9,865.00	642,922.15	652,787.15
Less: Total Collections	(8,070.00)	(512,619.63)	(520,689.63)
Less: Turned Over to Delinquent	-	-	-
FACE BALANCE 09/30/2022	\$ 1,795.00	\$ 130,302.52	\$ 132,097.52

Very truly yours,
JORDAN TAX SERVICE, INC.

WILLIAM R. LINNERT, JR.

2:35 PM

10/20/22


Cash Basis

**Crafton Borough
Trash Collection Report
January through September 2022**

	<u>Jan - Sep 22</u>	<u>Budget</u>	<u>\$ Over Budget</u>	<u>% of Bu...</u>
Income				
3370 · Sanitation Fees				
3371 · Garbage Collection - Current	511,190.97	585,000.00	-73,809.03	87.4%
3375 · Jordan - Refuse Bill Fee	8,350.00	8,500.00	-150.00	98.2%
3385 · Garbage Collection - P&I	3,214.49	3,000.00	214.49	107.1%
Total 3370 · Sanitation Fees	<u>522,755.46</u>	<u>596,500.00</u>	<u>-73,744.54</u>	<u>87.6%</u>
Total Income	<u>522,755.46</u>	<u>596,500.00</u>	<u>-73,744.54</u>	<u>87.6%</u>
Gross Profit	522,755.46	596,500.00	-73,744.54	87.6%
Expense	<u>0.00</u>			
Net Income	<u><u>522,755.46</u></u>	<u><u>596,500.00</u></u>	<u><u>-73,744.54</u></u>	<u><u>87.6%</u></u>

Crafton Borough
Trash Collection Report
September 2022

	<u>Sep 22</u>	<u>Budget</u>	<u>\$ Over B...</u>	<u>% of Bu...</u>
Income				
3370 · Sanitation Fees				
3371 · Garbage Collection - Current	6,771.45	0.00	6,771.45	100.0%
3375 · Jordan - Refuse Bill Fee	40.00	0.00	40.00	100.0%
3385 · Garbage Collection - P&I	203.55	0.00	203.55	100.0%
Total 3370 · Sanitation Fees	<u>7,015.00</u>	<u>0.00</u>	<u>7,015.00</u>	<u>100.0%</u>
Total Income	<u>7,015.00</u>	<u>0.00</u>	<u>7,015.00</u>	<u>100.0%</u>
Gross Profit	<u>7,015.00</u>	<u>0.00</u>	<u>7,015.00</u>	<u>100.0%</u>
Expense	<u>0.00</u>			
Net Income	<u><u>7,015.00</u></u>	<u><u>0.00</u></u>	<u><u>7,015.00</u></u>	<u><u>100.0%</u></u>



Jordan Tax Service, Inc.

102 Rahway Road • McMurray, PA 15317-3349

(412) 835-5243 • Fax (412) 835-5244

(724) 731-2300 • Fax (724) 731-2398

www.jordantax.com

Tax & Record
Services

Municipal

Business

Individual

October 11, 2022

Borough of Crafton
Douglas Sample, Manager
Municipal Building
100 Stotz Avenue
Pittsburgh, PA 15205

Re: Real Estate Taxes
Collection Summary Report
September, 2022

Detailed below are the 2022 Real Estate Tax Collections deposited to the Borough account for the Month of September, 2022:

	CURRENT PERIOD			YEAR TO DATE
	REAL ESTATE	ROAD	TOTAL	
FACE TAX	\$ 24,224.33	\$ 2,383.62	\$ 26,607.95	\$ 2,264,356.72
Less: Discount	(0.02)	-	(0.02)	(40,966.13)
Plus: Penalty	729.03	238.32	967.35	2,928.71
Total Collections	\$ 24,953.34	\$ 2,621.94	\$ 27,575.28	\$ 2,226,319.30

Amounts Deposited:

Date	Batch #	Amount
09/16/22	34-37	\$ 18,514.84
09/30/22	38-39	9,060.44
Total Deposits		27,575.28
Less: Refunds		-
Net Collections		\$ 27,575.28

	2021	2021	2022	2022	TOTAL
	REAL ESTATE	ROAD	REAL ESTATE	ROAD	
FACE BALANCE 3/1/2022	\$ 16,267.84	\$ 6,380.58	\$ -	\$ -	\$ 22,648.42
Add: Billing 3/1/2022	-	-	1,703,903.98	668,305.38	2,372,209.36
Add: Additions	-	-	747.80	293.31	1,041.11
Less: Exonerations	-	-	(1,159.65)	(454.84)	(1,614.49)
ADJUSTED FACE BALANCE	16,267.84	6,380.58	1,703,492.13	668,143.85	2,394,284.40
Less: Total Collections	(6,474.21)	(2,539.30)	(1,616,715.53)	(638,627.68)	(2,264,356.72)
Less: Turned Over to Delinquent	-	-	-	-	-
FACE BALANCE 09/30/2022	\$ 9,793.63	\$ 3,841.28	\$ 86,776.60	\$ 29,516.17	\$ 129,927.68

Very truly yours,
JORDAN TAX SERVICE, INC.

WILLIAM R. LINNERT, JR.

2:37 PM

10/20/22

Cash Basis

Crafton Borough
Real Estate & Road Tax Collection Report
 January through September 2022

	Jan - Sep 22	Budget	\$ Over Budget	% of B...
Income				
3000 · Real Estate Taxes				
3001 · Real Estate - Current	1,587,290.65	1,700,000.00	-112,709.35	93.4%
3005 · Real Estate - Prior year	23,965.90	8,500.00	15,465.90	282.0%
3015 · Real Estate - Penalty & Int.	2,891.63	2,000.00	891.63	144.6%
Total 3000 · Real Estate Taxes	1,614,148.18	1,710,500.00	-96,351.82	94.4%
3030 · Road Taxes				
3031 · Road Tax - Current	627,086.43	615,000.00	12,086.43	102.0%
3035 · Road Tax - Prior	21,440.56	20,000.00	1,440.56	107.2%
3040 · Road Tax - Penalty & Int.	2,828.50	5,000.00	-2,171.50	56.6%
Total 3030 · Road Taxes	651,355.49	640,000.00	11,355.49	101.8%
Total Income	2,265,503.67	2,350,500.00	-84,996.33	96.4%
Gross Profit	2,265,503.67	2,350,500.00	-84,996.33	96.4%
Expense	0.00			
Net Income	2,265,503.67	2,350,500.00	-84,996.33	96.4%

Crafton Borough Real Estate & Road Tax Collection Report September 2022

	Sep 22	Budget	\$ Over Budget	% of B...
Income				
3000 · Real Estate Taxes				
3001 · Real Estate - Current	24,224.31	0.00	24,224.31	100.0%
3005 · Real Estate - Prior year	0.00	0.00	0.00	0.0%
3015 · Real Estate - Penalty & Int.	729.03	0.00	729.03	100.0%
Total 3000 · Real Estate Taxes	<u>24,953.34</u>	<u>0.00</u>	<u>24,953.34</u>	<u>100.0%</u>
3030 · Road Taxes				
3031 · Road Tax - Current	2,383.62	0.00	2,383.62	100.0%
3035 · Road Tax - Prior	888.09	0.00	888.09	100.0%
3040 · Road Tax - Penalty & Int.	354.85	0.00	354.85	100.0%
Total 3030 · Road Taxes	<u>3,626.56</u>	<u>0.00</u>	<u>3,626.56</u>	<u>100.0%</u>
Total Income	<u>28,579.90</u>	<u>0.00</u>	<u>28,579.90</u>	<u>100.0%</u>
Gross Profit	28,579.90	0.00	28,579.90	100.0%
Expense	<u>0.00</u>			
Net Income	<u><u>28,579.90</u></u>	<u><u>0.00</u></u>	<u><u>28,579.90</u></u>	<u><u>100.0%</u></u>

28,579.90 +
 116.53 -
 888.09 -
 -001.....
27,575.28 *+

JORDAN TAX SERVICE, INC.
102 RAHWAY ROAD
MCMURRAY, PA 15317-3349
(724) 731-2300

October 18, 2022

Borough of Crafton
 Douglas Sample, Manager
 Municipal Building
 100 Stotz Avenue
 Pittsburgh, PA 15205

We are forwarding herewith counterfoils for delinquent taxes and municipal claims collected and satisfied since date of our last report. We are also forwarding deposit slips as summarized below and the Prothonotary's receipts for satisfaction costs advanced by our office.

DELINQUENT TAXES:

Receipts: #14345, 14347-14350, 14352-14372 (#14346, 14351 "NO CONSIDERATION PASSING")

	Face Tax	Penalty	Interest	Costs	TOTAL
Prior	1,290.72	185.20	417.12	384.57	2,277.61
2021	6,339.44	616.94	272.97	418.20	7,647.55
Record/Sheriff Sale Costs					797.30
Commission Collected					1,018.46

MUNICIPAL CLAIMS: "Trash"

Receipts: #2788-2791

	Face Tax	Penalty	Interest	Costs	Comm	TOTAL
	940.00	94.00	-	24.00	-	1,058.00
Commission Collected						52.92

MUNICIPAL CLAIMS: "Trash"

Receipts: #4643, 4646-4648, 4650, 4652, 4656, 4659-4667, 4674, 4677

	Face Tax	Penalty	Interest	Costs	Comm	TOTAL
	4,877.88	254.87	720.10	1,047.00	-	6,899.85
Commission Collected						373.36

MUNICIPAL CLAIMS: "Sewage"

Receipts: #4642, 4644-4645, 4651, 4653-4655, 4657-4658, 4668-4673, 4675-4676

	Face Tax	Penalty	Interest	Costs	Comm	TOTAL
	19,447.63	1,011.59	1,299.81	1,377.00	-	23,136.03
Commission Collected						1,164.45

MUNICIPAL CLAIMS: "Demolition"

Receipts: #4649, 4678

	Face Tax	Penalty	Interest	Costs	Comm	TOTAL
	2,910.47	-	-	-	-	2,910.47
Commission Collected						145.52

Total Collections, Taxes and Claims:

Real Estate	\$ 11,740.92	Ck. #1547	\$ 47,481.52
Trash	\$ 8,384.13	Ck. #1548	
Sewage	\$ 24,300.48	Ck. #1549	
Demolition	\$ 3,055.99	Ck. #1550	

Deposits Per Enclosed Receipts:


DATE	AMOUNT	DATE	AMOUNT	DATE	AMOUNT
09/02/22	140.00	09/09/22	10.02	09/28/22	5,068.45
09/07/22	277.73	09/12/22	200.00	09/29/22	1,161.85
09/07/22	517.96	09/12/22	208.00	09/29/22	1,719.55
09/08/22	555.46	09/19/22	277.73	09/30/22	50.00
09/08/22	3,325.06	09/19/22	647.06	09/30/22	5,748.99
09/08/22	5,897.17	09/21/22	951.22	10/03/22	20,725.27

Total Deposits

\$ 47,481.52

*Partial Payments Not Yet Applied **\$6,263.34**

JORDAN TAX SERVICE, INC.


 William R. Linnert Jr.

**BOROUGH OF CRAFTON
POLICE DEPARTMENT**

MARK A. SUMPTER
CHIEF OF POLICE

100 STOTZ AVENUE
CRAFTON, PENNSYLVANIA 15205

COLETTA A. PERRY
MAYOR



October 20, 2022

Crafton Police responded to 173 complaints during the month of September 2022.

The following 3 pages attached show a printout of the calls answered by Crafton Police.

Paid parking tags for the month of September - \$25.00
Copies of Police Reports for the month of September - \$180.00
No solicitor permits were issued for the month of September
Eleven truck permits were issued for the month of September - \$110.00
Fines collected by the Magistrate and paid to the borough for September - \$924.51
There were 40 citations issued, 17 citation warnings, 3 parking tags, 3 AccuTrak – total 63

Crafton Borough had 1 narcotic related calls for the month of September 2022. Naloxone (Narcan) was used 0 times by Crafton QRS, 1 time by EMS and 1 time by police.

Mileage on Police Cars:

Unit # 11-1 – 832 miles ending at 57,228
Unit # 11-2 – 1,366 miles ending at 69,304
Unit # 11-3 - 2,266 miles ending at 2,673
Unit # 11-4 - 97 miles ending at 18,451

Note: Unit # 11-4 was taken out of service due to needing parts that are on back order that have not been delivered. As soon as parts arrive Unit #11-4 will return to Woltz & Wind to have vehicle repaired. Once completed vehicle will go back into service.

Respectfully submitted,

Barbara H. Berkhause
Barbara H. Berkhause
Police Secretary

Calls for Service - by Keyword

CRAFTON BOROUGH

Incidents Reported Between 09/01/2022 and 09/30/2022



Code	Description	Primary Count	Secondary UCR Count		
			Code 2	Code 3	Code 4
ABANDON VE					
2810	TWP ORD-ABANDONED VEH (INCLUDING STATE)	1			
ACCIDENT					
3200	OTHER ACCIDENTS (HOME,INDUSTRIAL,RAILRD)	1			
ACCIDENT M					
3100	MOTOR VEHICLE ACCIDENTS	2			
6008	ACCIDENT INVOLVING NONINJURY	2			
		<u>4</u>			
ALARM					
2626	ALL OTHER OFFENSES - FALSE FIRE ALARM	1			
3810	SERVICE CALL-ALARMS-UNFOUNDED-EXCPT FIRE	11			
3840	FIRES (INCLUDING ALARMS-FOUNDED/UNFOUND)	3			
		<u>15</u>			
ALL ORDINA					
2830	TWP ORD-ALL OTHER	3			
ALL OTHER					
2640	ALL OTHER ORDINANCE VIOLATIONS	1			
ANIMAL					
3805	SERVICE CALL-ANIMAL	1			
5502	ANIMAL COMPLAINTS - BARKING DOGS	1			
5505	ANIMAL COMPLAINT - DEER	2			
5510	ANIMAL COMPLAINTS - OTHER	1			
		<u>5</u>			
ASSIST FIR					
7502	ASSIST OTHER AGENCIES - FIRE DEPT.	2			
ASSIST MOT					
3820	SERVICE CALL-ASSIST MOTORIST/DISABLE VEH	1			
ASSIST POL					
7504	ASSIST OTHER AGENCIES - OTHER POLICE	1			
CHECK WELF					
3801	SERVICE CALL-CHECK WELFARE	13			
CRIM MISCH					
1450	ALL OTHER VANDALISM	1			
DISTURBANC					
3610	DISTURBANCES-NOISE	2			
3620	DISTURBANCES-OTHER (FIGHTS,DISPUTES,ETC)	15			
		<u>17</u>			

ANIMAL CONTROL NOT NOTIFIED ON ANY ANIMAL CALLS FOR THIS MONTH.

Calls for Service - by Keyword

CRAFTON BOROUGH

Incidents Reported Between 09/01/2022 and 09/30/2022



Code	Description	Primary Count	Secondary UCR Count		
			Code 2	Code 3	Code 4
DOA					
3320	DOA	3			
DOMESTIC					
3600	DISTURBANCES-DOMESTIC	7			
DRUG					
1834	NARCOTICS-POSSESSION-OTHER DANGEROUS	1			
1891	DRUG EQUIPMENT VIOLATIONS	1			
		2			
DUI					
2111	DRIVING UNDER THE INFLUENCE - ALCOHOL	1			
FOUND ANIM					
5002	LOST & FOUND - FOUND ANIMAL	2			
FOUND ARTI					
5004	LOST & FOUND - FOUND ARTICLES	2			
FRAUD					
1100	FRAUD	1			
GAS LEAK					
4012	NON-CRIMINAL - GAS LEAKS & EXPLOSIONS	2			
HARASSMENT					
2450	HARASSMENT	1			
HARASSSMEN					
2410	HARASSMENT BY COMMUNICATION	1			
HAZARDOUS					
3850	HAZARDOUS CONDITIONS	1			
HIT AND RU					
8519	HIT AND RUN ACCIDENT	3			
INFORMATIO					
7010	PUBLIC SERVICES-NOTIFICATIONS(POL.INFO.)	2			
LOCKOUT					
3860	SERVICE CALL-LOCKOUTS (VEHICLE/BLDG)	2			
MEDICAL					
3870	MEDICAL EMERGENCY	4			

Calls for Service - by Keyword

CRAFTON BOROUGH

Incidents Reported Between 09/01/2022 and 09/30/2022



Code	Description	Primary Count	Secondary UCR Count		
			Code 2	Code 3	Code 4
MEDICAL					
7008	PUBLIC SERVICES - MEDICAL ASSISTANCE	11			
		<u>15</u>			
MENTAL					
3400	MENTAL HEALTH	2			
OPEN DOOR					
3880	OPEN DOORS/WINDOWS - DISCOVERED	1			
PUBL DRUNK					
2300	PUBLIC DRUNKENESS	1			
RUNAWAY					
2912	RUNAWAY-INCORRIGIBLE-FEMALE (JUVENILE)	1			
SUSP PERSN					
4022	NON-CRIMINAL - SUSPICIOUS PERSON	2			
SUSPICIOUS					
3500	SUSPICIOUS PERSONS,AUTOS,CIRCUMSTANCES	24			
SVC CALL					
3800	SERVICE CALL-MISCELLANEOUS	7			
THEFT					
0613	THEFT-\$200 & OVER-RETAIL THEFT	2			
0617	THEFT-\$200 & OVER-FROM BUILDINGS	1			
0619	THEFT-\$200 & OVER-ALL OTHER	3			
0623	THEFT-\$50 TO \$200-RETAIL THEFT	1			
0633	THEFT-UNDER \$50-RETAIL THEFT	4			
0634	THEFT-UNDER \$50-FROM AUTO (EXCEPT 0635)	1			
		<u>12</u>			
TRAF CIT					
CITT	TRAFFIC CITATION	30			
TRAFFIC					
3900	TRAFFIC & PARKING PROBLEMS	9			
TRESPASS					
2660	TRESPASSING OF REAL PROPERTY	3			
WATER LEAK					
4024	NON-CRIMINAL - WATER LEAKS,MAINS, ETC.	1			
		Total Calls	<u>203</u>		
			<u>30</u>		
			<u>173</u>		

Building Inspection Report

September 2022

September Reports Received

(Attached)

Allegheny County R/E Transfer ✓

Certificates & Permits Issued

September 2022

Rental Inspection Certificates Issued	9
Zoning Use/Occupancy Certificates Issued	3
Building/Zoning Permits Issued	8